

LED Selectable Vapor Tight Light

Wattages: (2FT)20W/25W/30W;(4FT)34W/38W/45W;(8FT)65W/75W/90W



8'
FIXTURE

4'
FIXTURE

2'
FIXTURE

The LED Selectable Vapor Tight Light provides gasketed enclosure which provides dust-free and moisture-free fixture. The Vapor Tight Series can be widely used for food processing plants, meat lockers, beverage coolers, car washes, and parking structures.



FEATURES

- Made of high quality ABS material, high ignition point, more safe.
- With PC lens.
- Lampshade-inner surface stripe design make the light diffusion angle greater and the light more uniform.
- 0-10V dimming.
- 12Vdc auxiliary dimming
- Motion sensor control available (Optional)

WATT/CCT
FIELD-ADJUSTABLE

Simply select desired CCT and Wattage before installation

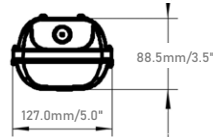
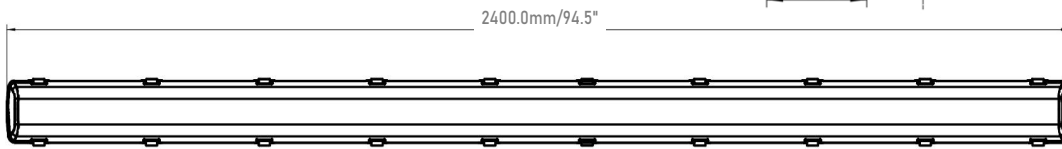
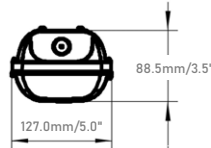
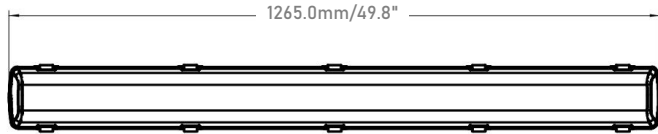
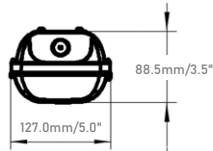
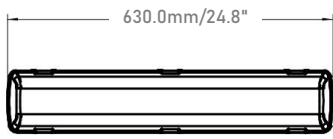


SPECIFICATION			
TYPE	WSD-VP2FT202530W27-3545K-G	WSD-VP4FT343845W27-3545K-G	WSD-VP8FT657590W27-3545K-G
WATTAGE	(2FT) 20W/25W/30W	(4FT) 34W/38W/45W	(8FT) 65W/75W/90W
LUMEN	2872 Lm / 3454 Lm / 4021 Lm	4941 lm / 5423 lm / 6494 lm	9295 lm / 10500 lm / 12364 lm
EFFICACY	≥ 135 lm/W		
CCT	3500K/4000K/5000K		
CRI	80		
INPUT VOLTAGE	AC120-277V		
LIGHT ANGLE	115°		
POWER FACTOR	0.95		
DRIVER EFFICACY	90%		
FACTORY SETTINGS	30W & 4000K	45W & 4000K	90W & 4000K
WORKING TEMPERATURE	-40°F ~ 104°F		
LIFESPAN (L70)	100000 hours		
PROTECTION LEVEL	Wet locations		
CABLE	None		
WARRANTY	5 year limited		

LED Selectable Vapor Tight Light

Wattages: (2FT)20W/25W/30W;(4FT)34W/38W/45W;(8FT)65W/75W/90W

DIMENSION



2' FIXTURE

WATTAGE	20W/25W/30W
NET WEIGHT	1.54KG(3.40lbs)
BOX DIM.	26.5"x5.3"x3.6"(1pcs/CTN)
	27.1"x11.0"x 8"(4pcs/CTN)

4' FIXTURE

WATTAGE	34W/38W/45W
NET WEIGHT	2.66KG(5.86lbs)
BOX DIM.	51.4"x5.3"x3.6"(1pcs/CTN)
	51.9"x11.3"x8" (4pcs/CTN)

8' FIXTURE

WATTAGE	65W/75W/90W
NET WEIGHT	5.10KG(11.24lbs)
BOX DIM.	95.8"x5.3"x3.6"(1pcs/CTN)
	96.8"x10.9"x8" (4pcs/CTN)

EMERGENCY BACK-UP (SOLD SEPARATELY)



WSD-EMS8W27-XX
8W Emergency Backup Battery LED Driver

WSD-EMS15W27-XX
15W Emergency Backup Battery LED Driver

WSD-EMS20W27-XX
20W Emergency Backup Battery

CONTROL (SOLD SEPARATELY)



ANT-3C
Microwave Motion Sensor



RC-100
Microwave Sensor Remote Controller

INSTALLING ACCESSORIES (STANDARD)



V-HOOK / BRACKET / SCREW / PLASTIC TUBE / WATERPROOF PLUG

INSTALLING ACCESSORIES (SOLD SEPARATELY)



WSD-VPTK1.38X1.97inch
Vapor Tight Lights Pendant Kit
(Only applicable to screw hoisting)



THE CHAIN
LENGTH:(41.34 inch)

LED Selectable Vapor Tight Light

Wattages: (2FT)20W/25W/30W;(4FT)34W/38W/45W;(8FT)65W/75W/90W

ORDERING INFORMATION

EXAMPLE:

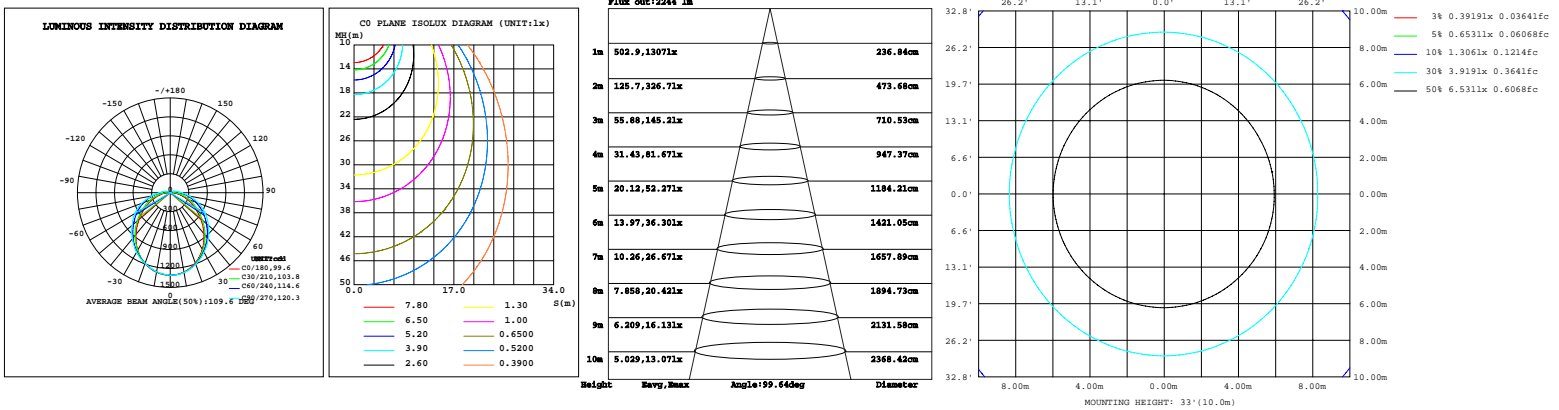
WSD-VP2FT202530W27-3545K-Z[W,G]-E[Blank,M]

WSD	VP	2FT	202530W	27	3545K	Z	E
PRODUCT	PRODUCT	SIZE	WATTAGE	VOLTAGE	CCT	FINISH	CONTROL
WSD (WSD LED INC)	VP (Vapor Tight)	2FT (2-feet) 4FT (4-feet) 8FT (8-feet)	202530W - (20W/25W/30W) 343845W - (34W/38W/45W) 657590W - (65W/75W/90W)	27 - (120-277V)	3545K - (3500K/4000K/5000K)	W - (White) G - (Gray)	M (Motion Sensor)

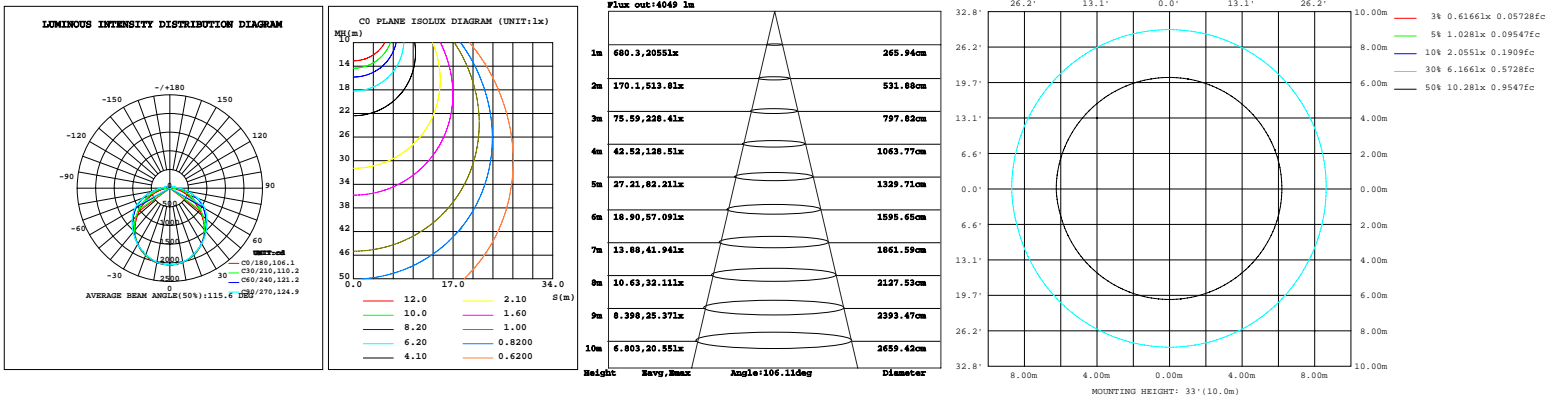
PHOTOMETRICS

For complete IES files, please visit our website.

WSD-VP2FT202530W27-3545K (30W&3500K)



WSD-VP4FT343845W27-3545K (45W&3500K)



LED Selectable Vapor Tight Light

Wattages: (2FT)20W/25W/30W;(4FT)34W/38W/45W;(8FT)65W/75W/90W

PHOTOMETRICS

For complete IES files, please visit our website.

WSD-VP8FT657590W27-3545K (90W&3500K)

