

Powr-Flite®

Clean almost any surface
WITH ONE MACHINE!



Item# PFMW14

Item# PFMW18

Janitorial Depot of America
4301 Woodland Park Drive #104
West Melbourne FL 32904
800-780-8688 * 321-242-2110
jdacleannow@gmail.com

Multiwash Multi Surface Scrubbers

Item# PFMW14 - PFMW18

Cleans and dries floors in a single pass.

- Counter-rotating cylindrical brushes provide deep scrubbing at 650 RPMs - over three times higher than rotary brush scrubbers and 4-6 times more contact pressure for superior cleaning
- Save time with self-cleaning brushes - no messy pads to worry about
- One set of brushes = about 100 floor pads – saving you time and money
- Whisper quiet 69 dBA level for anytime cleaning - meets LEED requirements
- Eco-friendly low moisture cleaning uses 30% less chemical and water.
- The Multiwash Scrubber is perfect for anyone who needs a quick and easy solution for multiple floor types. With 4 brushes to choose from, nearly every floor surface can be deep cleaned with the Multiwash Scrubber.



MULTIWASH XL



Low profile makes for easy cleaning under chairs and food prep areas.



Removable recovery tank yields easy cleanup.




Counter-rotating brushes and recovery drum clean and clear debris in one pass.




Pull handle dispenses solution on to floor.

The Multiwash offers quiet, high quality cleaning performance, versatility, ease of use and durability. This machine will wash, mop, scrub and dry in a single pass on virtually every kind of floor. The Multiwash can even be used on escalators and entrance matting.

The compact size of the Multiwash means that it can be used under furniture and work surfaces without the need to bend down. This customer favorite offers wall to wall cleaning even in the tightest corners.




CARPET



WOOD



VCT




TILE & GROUT



MARBLE & TERRAZZO



CONCRETE



SPORTS FLOORS

MULTI SURFACE FLOOR CLEANER

MODEL	MULTIWASH	MULTIWASH XL
ITEM#	PFMW14	PFMW18
CLEANING PATH	13" (35.6 cm)	17" (45.72 cm)
CLEANING RATE	5,500 sq. ft. / hour (511 m2)	7,500 sq. ft. / hour (697 m2)
SOLUTION TANK	1 gal. (3.8 liters)	1 gal. (3.8 liters)
BRUSH MOTOR	750 watt, 110 volt AC / 60 Hz	750 watt, 110 volt AC / 60 Hz
BRUSH SPEED	650 RPM	650 RPM
NOISE LEVEL	69 dB(A)	69 dB(A)
HEIGHT - MACHINE BODY	8.25" (21 cm)	8.25" (21 cm)
OVERALL DIMENSIONS	15" x 17" x 44" (38 x 43 x 112 cm)	15" x 21.25" x 44" (38 x 54 x 112 cm)
WEIGHT	53 lbs. (24 kg.)	61 lbs. (27.7 kg.)
OPTIONAL ACCESSORIES	Various brushes, side brush, transport cart	Various brushes, side brush, transport cart
WARRANTY	5 years - main frame, 1 year parts and workmanship	5 years - main frame, 1 year parts and workmanship