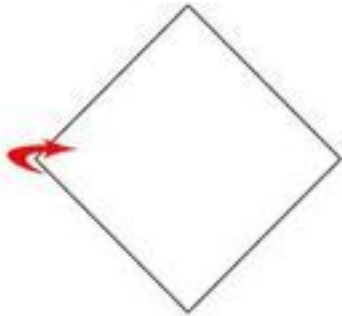
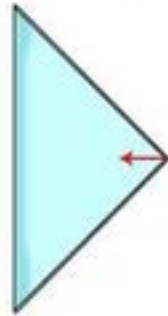


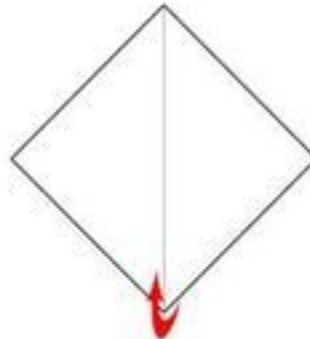
# How to Make an Envelope



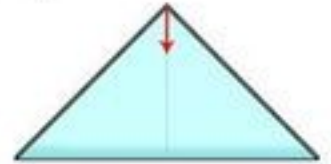
1. Fold the paper in half



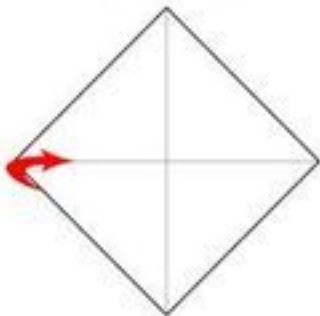
2. Open the fold



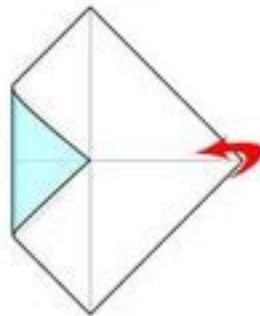
3. Fold the other half



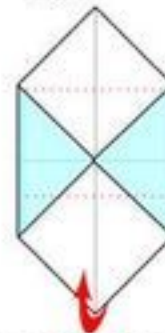
4. Open it up



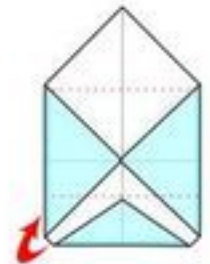
5. Fold the left corner to meet at the center



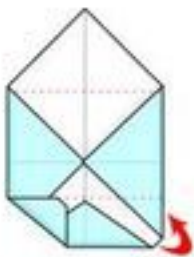
6. Repeat with the right corner



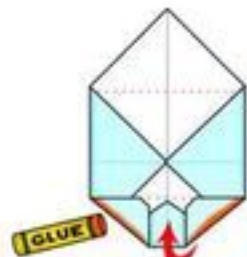
7. Fold the bottom corner up to the dotted line



8. Fold the bottom left corner



9. Repeat with the bottom right corner



10. Put glue and fold



11. Fold the triangular top



12. The envelope is complete