

INVENTORY
4 LANES
1060

TRUCKS
2 LANES
2328

METAL FABRICATION
2 LANES
1200

FRAMING
2 LANES
600

INVENTORY	4 LANES	1,060
TRUCKS	2 LANES	2,328
FRAMING	2 LANES	600
METAL FAB	2 LANES	1,200

4 LANES: $1,060 + 4,656 + 1,200 + 2,400 = 9,316$
8 LANES = 18,632
25% MARGIN: **23,290 SQ FT**

EQUIPMENT

EQUIPMENT

EL/PL/LP

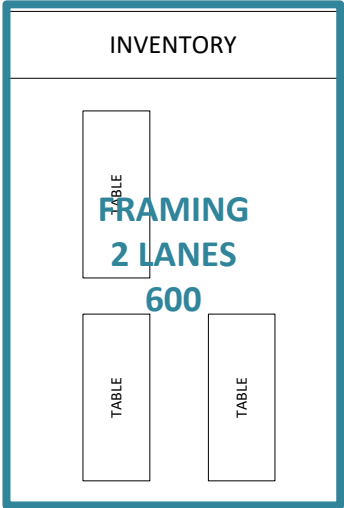
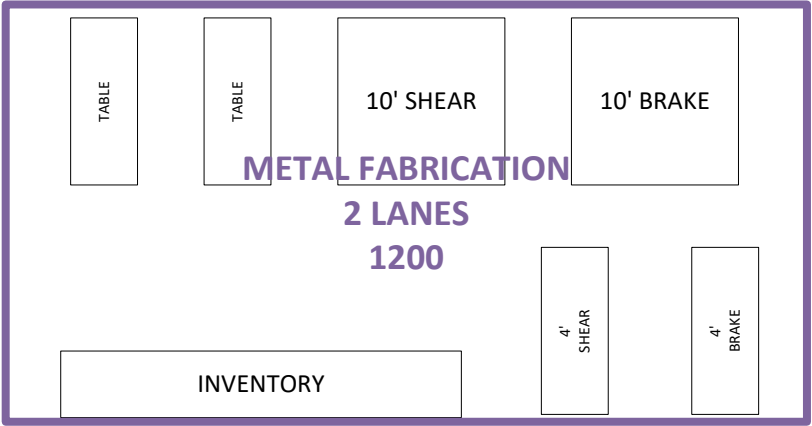

INVENTORY
4 LANES
1060

HOODS

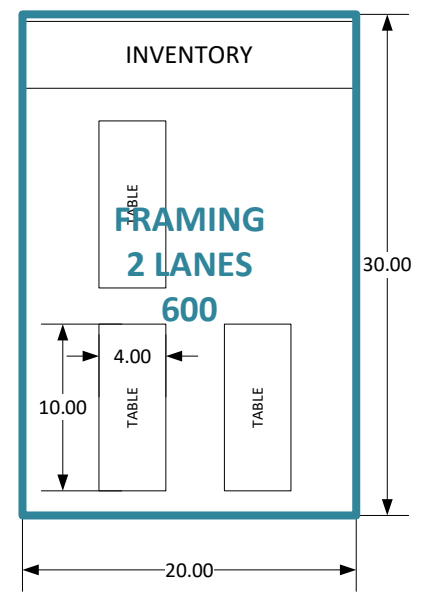
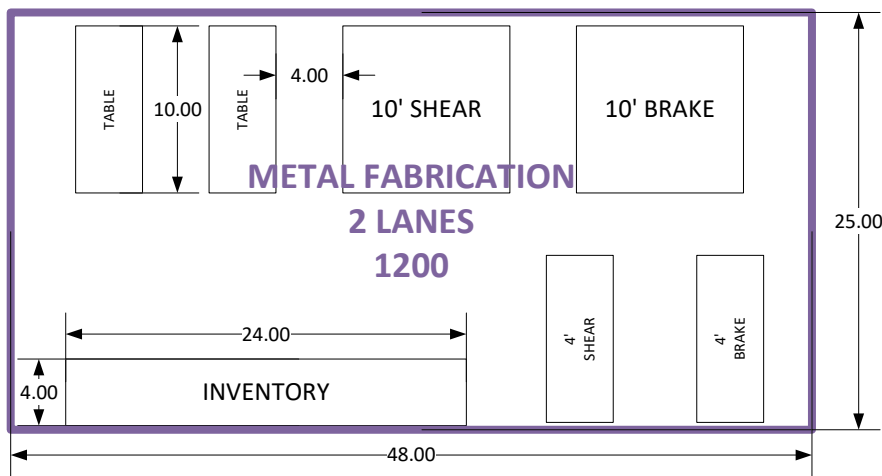
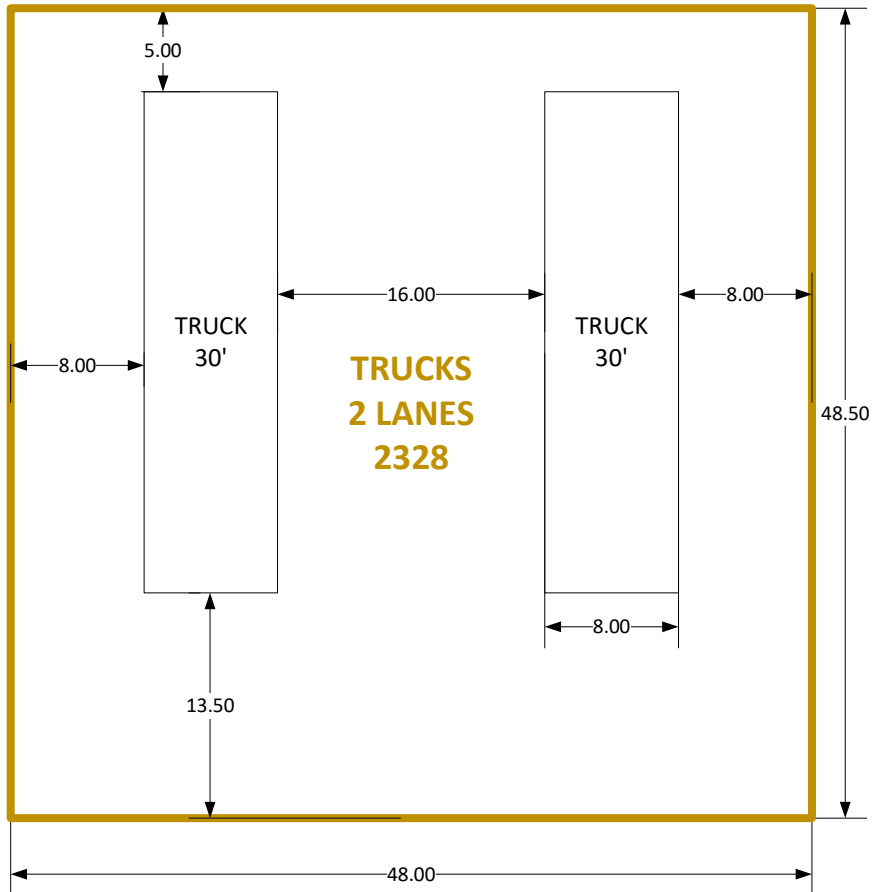
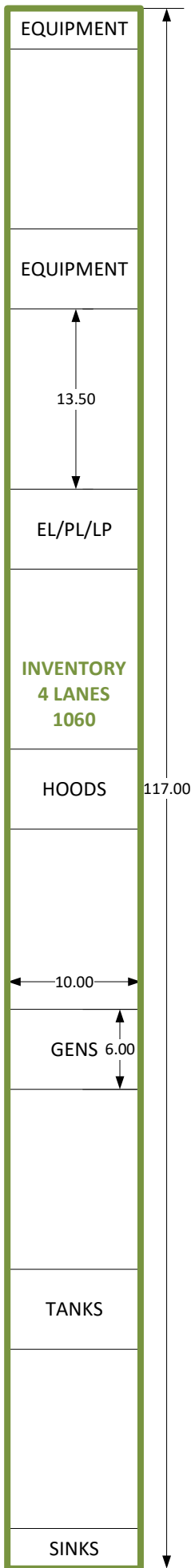
GENS

TANKS

SINKS



INVENTORY	4 LANES	1,060
TRUCKS	2 LANES	2,328
FRAMING	2 LANES	600
METAL FAB	2 LANES	1,200
<hr/>		
4 LANES: 1,060 + 4,656 + 1,200 + 2,400 = 9,316		
8 LANES = 18,632		
25% MARGIN: 23,290 SQ FT		



INVENTORY	4 LANES	1,060
TRUCKS	2 LANES	2,328
FRAMING	2 LANES	600
METAL FAB	2 LANES	1,200
<hr/>		
4 LANES: 1,060 + 4,656 + 1,200 + 2,400 = 9,316		
8 LANES = 18,632		
25% MARGIN: 23,290 SQ FT		