




















ABB ROBOTICS

Robotics product range

Creating the flexible, collaborative and connected Factory of the Future



Articulated robots	Payload (kg)	Reach (m)	Pos. rep. (mm)	Mounting	Protection	Axes	Controller	Remark
 IRB 1100	4 4	0.475 0.58	0.01	Any angle	IP40 Option: Clean Room ISO 4, IP67	6	OmniCore™	
 IRB 120	3	0.58	0.01	Any angle	Std: IP30 Option: Clean Room ISO 5, Food Grade	6	IRC5	
 IRB 1200	5 7	0.90 0.70	0.02 0.025	Any angle	Std: IP40. Option: Foundry Plus 2, IP67, Clean Room ISO 3, Food Grade	6	IRC5	
 IRB 140 IRB 140T	6	0.80	0.03	Floor, wall, inverted, tilted	Std: IP67. Option: Foundry Plus 2, Clean Room ISO 6, SteamWash	6	IRC5	
 IRB 1410	5	1.44	0.02	Floor		6	IRC5	
 IRB 1520ID	4	1.50	0.05	Floor, inverted	Std: IP40	6	IRC5	
 IRB 1600	6 10	1.20/1.45 1.20/ 1.45	0.02 - 0.05	Floor, wall, inverted, tilted, shelf	Std: IP54 Option: Foundry Plus 2 with IP67	6	IRC5	
 IRB 1660ID	4 6	1.55	0.02	Floor, wall, inverted, tilted	Std: IP40	6	IRC5	
 IRB 2400	12 20	1.55	0.03	Floor, inverted	Std: IP54 Option: Foundry Plus 2 with IP67	6	IRC5	
 IRB 2600	12/12 20	1.65/1.85 1.65	0.04	Floor, wall, inverted, titled, shelf	Std: IP67, IP54 (axis 4) Option: Foundry Plus 2	6	IRC5	
 IRB 2600ID	15 8	1.85 2.00	0.02 - 0.03	Floor, wall, shelf, titled, inverted	Std: IP67 for base and lower arm. IP54 for upper arm	6	IRC5	
 IRB 4400 IRB 4400L	60 10	1.96 2.55	0.06 0.05	Floor	Std: IP54 Option: IP67, Foundry Plus 2	6	IRC5	
 IRB 460	110	2.40	0.20	Floor	Std: IP67	4	IRC5	
 IRB 4600	20/40/ 45/60	2.5/2.55/ 2.05/2.05	0.05 - 0.06	Floor, inverted, tilted, shelf	Std: IP67 Option: Foundry Plus 2, Foundry Prime 2	6	IRC5	
 IRB 660	180 250	3.15	0.05	Floor	Std: IP67	4	IRC5	
 IRB 6620	150	2.20	0.05	Floor, tilted, inverted	Std: IP54 Option: Foundry Plus 2 with IP67	6	IRC5	
 IRB 6620LX	150	1.90	0.05	Inverted, side	Std: IP54 Option: Foundry Plus 2 with IP67	6	IRC5	
 IRB 6650S	90 125 200	3.90 3.50* 3.00*	0.15	Shelf	Std: IP67, Option: Foundry Plus 2. High pressure steam washable	6	IRC5	*Available with LeanID
 IRB 6660	100 130 205	3.30 3.10 1.90	0.10 - 0.15	Floor	Std: IP67 Option: Foundry Plus 2	6	IRC5	

Articulated robots	Payload (kg)	Reach (m)	Pos. rep. (mm)	Mounting	Protection	Axes	Controller	Remark
 IRB 6700	150/155/175 200/205/235 245/300	3.20/2.85/3.05 2.60/2.80/2.65 3.00/2.70	0.05 - 0.10	Floor	Std: IP67 Option: Foundry Plus 2	6	IRC5	Available with LeanID
 IRB 6700INV	245 300	2.90 2.60	0.10 0.05	Inverted	Std: IP67 Option: Foundry Plus 2	6	IRC5	Available with LeanID
 IRB 6790	205 235	2.80 2.65	0.05	Floor	Std: IP69 Option: Foundry Prime 3	6	IRC5	
 IRB 760	450	3.18	0.05	Floor	Std: IP67	4	IRC5	
 IRB 7600	150/325/ 340/400/ 500	3.50/3.10*/ 2.80*/2.55*/ 2.55	0.10 - 0.30	Floor	Std: IP67 Option: Foundry Plus 2	6	IRC5	*Available with LeanID
 IRB 8700	550 800	4.20 3.50	0.05 - 0.10	Floor	Std: IP67 Option: Foundry Plus 2	6	IRC5	Available with LeanID
YuMi® family	Payload (kg)	Reach (m)	Pos. rep. (mm)	Mounting	Protection	Axes	Controller	Remark
 IRB 14000	0.50	0.559	0.02	Table	Std: IP30 and Clean Room ISO 5	14	Embedded IRC5	Safety: PL b Cat B
 IRB 14050	0.50	0.559	0.02	Any angle	Std: IP30 and Clean Room ISO 5	7	OmniCore™	Estop and PStop: PL d Cat 3 Option: SafeMove2
Parallel robots	Payload (kg)	Reach (m)	Pos. rep. (mm)	Mounting	Protection	Axes	Controller	Remark
 IRB 360 FlexPicker®	1 3 6 8	1.13/1.60 1.13 1.60 1.13	0.03 - 0.09	Inverted	Std: IP54/67/69K Option: Clean Room, Wash- Down, Stainless	4	IRC5	
SCARA robots	Payload (kg)	Reach (m)	Pos. rep. (mm)	Mounting	Protection	Axes	Controller	Remark
 IRB 910SC	3 (max 6)	0.45 0.55 0.65	0.01	Table	Std: IP20	4	IRC5	
 IRB 910INV	1 (max 3) 3 (max 6)	0.35 0.55	0.01 0.015	Inverted	Std: IP30. Option: Clean Room ISO 5, IP54	4	OmniCore™	
Paint robots	Payload (kg)	Reach (m)	Pos. rep. (mm)	Mounting	Protection	Axes	Controller	Remark
 IRB 52	7	1.20/1.45	0.15	Floor, wall, inverted, tilted	Std: IP67, Ex	6	IRC5P	
 IRB 5500-22	13	2.97	0.15	Floor, wall, inverted, tilted	Std: IP67, Ex	6	IRC5P	
 IRB 5500-23	13	2.97 Rail travel length: 2-15	0.15	Clean-wall rail	Std: IP67, Ex	7	IRC5P	
 IRB 5500-25	13	2.97 Rail travel length: 2-15	0.15	Elevated, Robot: tilted, upright and inverted	Std: IP67, Ex	7	IRC5P	
 IRB 5500-27	13	2.97	0.15	Wall, floor, inverted	Std: IP67, Ex	7	IRC5P	
 IRB 5510	13	2.56	0.15	Floor	Std: IP67, Ex	6	IRC5P	
 IRB 5350	7	1.35 Rail travel length: 3-10	0.15	Floor, rail	Std: IP67, Ex	3/4	IRC5P	