

MAKE THE BEST
FOR YOU

手上一顆珍珠滾向全世界

鼎珍食品

工業股份有限公司
TING JEAN FOODS

世界粉圓專家



MAKE THE BEST FOR YOU

關於鼎珍

創辦人1986年踏入食品製造業，魂動35年讓珍珠粉圓不斷翻新、滾動，如今靠著手上一顆珍珠粉圓滾動至全世界，堪稱【世界粉圓專家】，鼎珍食品【創造再改變；改變再創新～賦予食品無限生機】為理念，不斷於食品研發與生產製程上推陳出新，期能達到業界品質第一的產品，在珍珠粉圓強調口感香Q有彈性，耐冰度第一，粉圓心不硬且抗老化，針對使用者不同訴求客製化，如：彩色粉圓、綠茶粉圓、琥珀粉圓、桂花粉圓、綠藻粉圓等皆為業界首推，【即開即食珍珠粉圓】更是創造使用者最方便的使用。

為更貼近新世代使用者，為永續經營做準備，鼎珍延攬品牌專家，打造鼎珍新理念商標，創辦人說【圓若太虛】從圓形由內到外的一顆粉圓，其實蘊含其鼎珍近40年頭製造珍珠粉圓裡的深度細節，我們要從頭至尾再蛻變，再推出針對消費者品牌【Dr.Hua-華師傅】即食珍珠品牌與糖漿品牌商品，期能再帶給客戶與使用者不同市場區隔，打造【每個客戶與使用者凸顯本身的獨特之處】，這是鼎珍食品最想做到的使命。



Dr. Hua
SINCE 1986

About Ting Jean



Our founder, Mr. Hua, started devoting himself to food manufacturing in since 1986. He had worked on tapioca-related products for 35 years with passion and a strong research spirit. The faith of Ting Jean Foods is "Creation to Change; Change to Innovation; Giving infinite life to the foodstuffs" which is to keep non-stop research in the manufacturing process and launch new products. We expect to bring the best quality and special customized products to the world

We have been fascinated by creating the infinite possibilities of food. In Ting Jean, We hope to bring a variety of bubble tea materials and share them with people worldwide. So we keep creating and producing high-quality products, turning a simple cup of bubble tea into a highly innovative industry.



MAKE THE BEST FOR YOU

TAPIOCA PEARLS (ROOM TEMP. / FROZEN) 生粉圓 (常溫/冷凍)



黑糖粉圓 Brown sugar flavor

白玉粉圓 Original flavor

琥珀粉圓 Amber color/Brown sugar flavor

彩色粉圓 Customized color/Original flavor

Tapioca Pearl Size 粉圓尺寸

2.5 2.3 2.2 2.0 1.8 1.5 1.2

Standard Packing Spec. 包裝規格

1Kg/bag x 20 bags / carton

3Kg/bag x 6 bags / carton

Customized Option 客製選項

Size 尺寸


Color 顏色

Flavor 風味

Packing 包裝

****Please advise the EXPORT country in advanced. 出口國家需事先告知**





● 5 MINS TAPIOCA PEARLS(ROOM TEMP.) 快煮5分鐘粉圓(常溫)



黑糖粉圓 Brown sugar flavor

琥珀粉圓 Amber color/Brown sugar flavor

Standard Packing Spec. 包裝規格

1kg/bag x 20 bags / carton

500g/bag x 40bags / carton

Customized Option 客製選項

Color 顏色

Flavor 風味

Packing 包裝

**Please advise the EXPORT country in advanced. 出口國家需事先告知

● How to Cook Delicious 5 Mins Tapioca Pearls 如何烹煮美味快煮5分鐘珍珠

水滾後，大火烹煮快煮珍珠約3-5分鐘(視個人口感調整烹煮時間)，即可撈起。

Put the tapioca pearls into cook with high heat in 3-5 minutes (cooking time adjusted by texture), scoop them out of the pot.

冷水沖洗後，蜜糖水約5分鐘後即完成。

And flush them with cool water.

It will be ready after draining and mixed with sugar water for about 5 mins.





MAKE THE BEST FOR YOU

TAPIOCA CUBES(ROOM TEMP. / FROZEN)生粉角(常溫/冷凍)

原味粉角 Original flavor

黑糖風味粉角 Brown sugar flavor

彩色粉角 Customized color/ Original flavor



Standard Packing Spec. 包裝規格

1Kg/bag x 20 bags / carton

3Kg/bag x 6 bags / carton

Customized Option 客製選項

Color 顏色

Flavor 風味

Packing 包裝

****Please advise the EXPORT country in advanced. 出口國家需事先告知**





TAPIOCA JELLY NOODLE (ROOM TEMP. / FROZEN) 生粉條 (常溫/冷凍)

原味粉條 Original flavor

黑糖風味粉條 Brown sugar flavor

彩色粉條 Customized color/ Original flavor



Standard Packing Spec. 包裝規格

1Kg/bag x 20 bags / carton

3Kg/bag x 6 bags / carton

Customized Option 客製選項

Color 顏色

Flavor 風味

Packing 包裝

**Please advise the EXPORT country in advanced. 出口國家需事先告知





MAKE THE BEST FOR YOU

FROZEN TARO / SWEET POTATO BALLS 冷凍芋圓/地瓜圓



冷凍芋圓
Frozen Taro Balls

冷凍地瓜圓
Frozen Sweet Potato Balls

Frozen Balls Size 冷凍圓尺寸

Cylinder Shape 方柱型：5-7mm/7-10mm/18-20mm

Round Shape 圓型：6-9mm

Standard Packing Spec. 包裝規格

1kg/bag x 10 bags/ carton

3kg/bag x 5 bags/ carton

1kg/bag x 15 bags/ carton

Customized Option 客製選項

Flavor 風味

Packing 包裝



品味卓越 精挑細選

Taste Excellence; Well-Chosen

選用上等台產芋頭、地瓜

經過嚴格把關及繁複工序

每口都能嘗到最天然、濃郁香氣

Chosen High-grade Taiwan taro & sweet potato

Strict checking and complicated production processes

Tasted naturally and rich aroma by each bite



SWEET RED BEANS / SWEET TARO 即食蜜紅豆/蜜芋頭



即食蜜紅豆 Sweet Red Beans

Standard Packing Spec. 包裝規格

1kg/bag x 20 bags/ carton

200g/bag x 50 bags/ carton

Customized Option 客製選項

Flavor 風味

Packing 包裝



即食蜜芋頭 SweetTaro

Standard Packing Spec. 包裝規格

1kg/bag x 14 bags/ carton

Customized Option 客製選項

Flavor 風味

Packing 包裝




Dr. HUA
SINCE 1986





MAKE THE BEST FOR YOU

INSTANT TAPIOCA PEARLS (ROOM TEMP.) 常溫即食粉圓



常溫即食黑糖粉圓
Instant Tapioca Pearls

常溫即食紫芋圓
Instant Tapioca Purple Taro Ball

常溫即食咖啡粉圓
Instant Coffee Tapioca Pearls

Standard Packing Spec. 包裝規格

30g/bag x 360 bags/carton

75g/bag x 240 bags/carton

50g/bag x 240 bags/carton

250g/bag x 50 bags/carton

Customized Option 客製選項

Flavor 風味

Packing 包裝

Recommend Cooking Instructions for Delicious Drinks 美味飲品建議調理方式

微波爐加熱 Heated by Microwave oven

1. 撕開袋子上方缺口，放置於容器裡

Tear open the scissor line and put it in the container

2. 微波爐火力800W 30-40秒(各家廠牌設定不同請留意)

Microwave 800W 3-40 seconds. (The setting will base on each brand of microwave oven)

3. 將粉圓加入飲料和冰塊,攪拌均勻,美味的飲料完成了~

Add tapioca pearls into the drink and ice, and stir well~ The delicious drink is done..

隔水加熱 Heated by boiling water

1. 將常溫即食黑糖粉圓包放入滾水隔水 加熱 (30g/50g/75g: 3-4分鐘、250g: 5-7分鐘)

Put the tapioca pearls package into boiling water heating for 3~4 mins

(30g/50g/75g) or 5-7 mins (250g)

2. 撕開包裝, 將粉圓加入飲料和冰塊,攪拌均勻, 美味的飲料完成了~

Unpack. Add tapioca pearls into the drink and ice, and stir well~

The delicious drink is done.

加熱過程中溫度高,請小心避免燙傷

The heating process is high temperature, please be careful to avoid burns.

3歲以下孩童不宜食用本產品

Children under 3 years old should not eat this produce.



BUBBLE MILK TEA 黑糖珍珠奶茶



Standard Packing Spec. 包裝規格
20bag/carton

每袋含 Including:

即食黑糖粉圓 Instant Tapioca Pearls 50g x 4
阿薩姆奶茶粉 Assam Milk Tea Powder 40g x 4



TAIWAN AUTHENTIC PURPLE TARO BALLS 台灣正宗紫芋圓



Standard Packing Spec. 包裝規格
20bag/carton

每袋含 Including:


即食紫芋圓 Instant Tapioca Purple Taro Ball 50g x 4
芋頭牛奶粉 Taro Milk Powder 40g x 4





MAKE THE BEST FOR YOU

● INSTANT CRYSTAL NOODLE (ROOM TEMP.) 常溫即食晶條



即食原味晶條 Instant Original Crystal noodle

即食風味晶條 Instant Flavored Crystal noodle

Standard Packing Spec. 包裝規格
120g/bag

Shape 形狀
Strip Shape 長條狀、Square 方形

Customized Option 客製選項
Flavor 風味 Packing 包裝


● Recommend Cooking Instructions for Delicious Drinks 美味飲品建議調理方式

以熱水沖泡 Brew with boiling water

撕開產品包裝,加入已沖泡之熱飲中,攪拌均勻後,再加入冰塊,攪拌後即完成。

Unpack the tapioca package and add it to the hot drinks, stir well.

Add ice to the drink, stir, and ready to drink!!



加熱過程中溫度高,請小心避免燙傷

The heating process is high temperature, please be careful to avoid burns.

3歲以下孩童不宜食用本產品

Children under 3 years old should not eat this produce.





● INSTANT JELLY CAKE (ROOM TEMP.) 常溫即食粉粿




即食黑糖粉粿 Instant Brown Sugar Jelly Cake



即食原味粉粿 Instant Original Jelly Cake

Standard Packing Spec. 包裝規格
700g/bag x 20 bags / carton

Customized Option 客製選項
Flavor 風味 Packing 包裝





MAKE THE BEST FOR YOU

BROWN SUGAR SYRUP 黑漿糖漿



黑糖漿 Original Brown Sugar Syrup

掛壁黑糖漿 Wall type Brown Sugar Syrup

手炒黑糖漿 Stir-fried Brown Sugar Syrup

甘露煮手炒黑糖漿 Kanroni Stir-fried Brown Sugar Syrup

老薑風味黑糖漿 Brown Sugar Ginger Syrup

桂圓紅棗薑風味黑糖漿 Brown Sugar Ginger Syrup
(Longan And Red Dates Flavor)

Standard Packing Spec. 包裝規格

2.5 Kg / btl x 6 btls / carton

5 Kg / btl x 4 btls / carton

Customized Option 客製選項

Flavor 風味

Packing 包裝





● FLAVORED SYRUP 風味糖漿



甘露煮冬瓜風味糖漿
Kanroni Winter Melon Flavor Syrup

話梅風味糖漿
Plum Flavor Syrup

啤酒風味糖漿
Beer Flavor Syrup

Standard Packing Spec. 包裝規格

2.5 Kg / btl x 6 btls / carton

5 Kg / btl x 4 btls / carton

Customized Option 客製選項

Flavor 風味

Packing 包裝





MAKE THE BEST FOR YOU



如何煮出好吃的粉圓/粉條/粉角/冷凍圓

Specification of pearls

粉圓尺寸選項



Timetable of cooking 烹煮時間

3 mins	5 mins	5 mins	15 mins	20 mins	22 mins	25 mins
--------	--------	--------	---------	---------	---------	---------

Timetable of cover the pan 悶鍋時間

3 mins	5 mins	10 mins	20 mins	25 mins	28 mins	30 mins
--------	--------	---------	---------	---------	---------	---------

烹煮時間
Cooking Time

悶鍋時間
Cover the Pan

粉角
Tapioca Cubes

13 mins

20 mins

粉條
Tapioca Jelly Noodle

8 mins

15 mins

冷凍圓
Frozen Balls

1 mins

1 mins



Dr. Hüft
SINCE 1986

How to cook the delicious Tapioca Pearls / Tapioca Jelly Noodles / Tapioca Cubes / Frozen Ball??

1. 將約十碗份量的水煮沸(烹煮原料和水的比例為1 : 10)
(烹煮原料低於300g 請至少使用3公升的水)
Prepare 10 times water to boil
(The ratio of the cooking material to water is 1 : 10)
(If the cooking material is under 300g, the water request is 3 liters at least)

2. 將烹煮原料倒入水中加熱並攪拌，直到所有烹煮原料浮於水面
Put the cooking material into the boiling water and stir
until all the cooking material float out of the water.



3. 請用中小火滾煮，並開始計時 (請依照烹煮時間表計時)
Please boil with medium-low fire and begin to time by the timetable.



4. 步驟三完成後，請熄火蓋上鍋蓋依照烹煮時間表之悶鍋時間進行悶鍋。
After step 3, turn off the fire and braise with a pan covered
by the cooking timetable for the right minutes.



5. 步驟四完成後，以冷水沖洗煮熟的烹煮原料後瀝乾，加入適量的糖水，攪拌均勻後即成美味可口的粉圓/粉條/粉角/冷凍圓
Scoop all the cooked cooking material out of the pot and flush them with cool water.
Drain, and mix with sugar water.
The Tapioca Pearls / Tapioca Jelly Noodles / Tapioca Cubes / Frozen Ball are ready to eat.



6. 軟Q度依個人喜好，請自行增加或減少燜鍋時間
You can decide the braising time according to your taste.



Professional OEM ODM for Tapioca Pearls, Tapioca Jelly Noodles,
Frozen Taro/Yam Balls, Sugar Syrup
各式粉圓、粉條、薯芋圓、糖漿委託製造
SINCE 1986

【新莊總公司】

新北市新莊區後港一路198號

No. 198, Hougang 1st Rd., Xinzhuang Dist., New Taipei City 242, Taiwan

TEL:+886-2-29076777 FAX:+886-2-29082959

<https://tingjeanfoods.com/> E-mail :sales@tingjeanfoods.com



website



Taiwantrade