

**BOARD OF COMMISSIONERS
Of
Lewis County Fire District #3**

**CONTRACT
PROVISIONS AND PLANS
FOR CONSTRUCTION OF:
MOSSYROCK FIRE STATION
PHASE 2 - PROJECT**

LEWIS COUNTY FIRE DISTRICT # 3

**PROJECT NO. MSR20-0213
CDBG CONTRACT #19-62210-028**

October, 2020

Lewis County Public Works
2025 NE Kresky Ave.
Chehalis, WA 98532-2626

TABLE OF CONTENTS

TABLE OF CONTENTS	3
<i>DELIVERY OF BIDS</i>	<i>1</i>
<i>SCOPE</i>	<i>2</i>
<i>NOTES</i>	<i>2</i>
APPENDIX A	4
APPENDIX B	6
APPENDIX C	8
APPENDIX D	18
APPENDIX E	24

REQUEST FOR SEALED BID FOR MOSSYROCK FIRE STATION ADDITION

DELIVERY OF BIDS

Prospective bidders may obtain plans and specifications from Lewis County Public Works Department in Chehalis, Washington. The contract documents may be viewed and downloaded from Lewis County Fire District #3's Web Site @ www.mossyrockfire.com or you may call the Lewis County Fire District #3 office at 360-983-3456 and request a copy be mailed to you.

NOTICE IS HEREBY GIVEN that the Board of Commissioners of Lewis County Fire District #3 or designee, will open sealed proposals and publicly read them aloud on or after 11:00 a.m. on **Tuesday, October 13, 2020**, at 238 Mossyrock RD East, Mossyrock, Washington for the Lewis County Fire District #3 Mossyrock Fire Station Phase 2 – LCFD Project # MSR20-0213, CDBG Contract #19-62210-28. The project is a 3,025 SF single story addition to the existing fire station located at the above address. Work associated with the addition includes, but is not limited to: wood framed construction with concrete slab on grade, fiber cement siding, and asphalt shingle roof.

The Architect's estimate for work under this contract is \$350,000 to \$450,000.

SEALED BIDS MUST BE DELIVERED BY OR BEFORE: 11:00 A.M. on Tuesday, October 13, 2020

(Lewis County official time is displayed on phones in the office of the Fire Chief.
Bids submitted after 11:00 AM will not be considered for this project.)

Sealed proposals must be delivered to the Clerk of the Board of Commissioners of Lewis County Fire District #3 (238 Mossyrock RD E, Mossyrock, Washington 98564), by or before **11:00 A.M.** on the date specified for opening, and in an envelope clearly marked: ***“SEALED BID FOR: Lewis County Fire District #3 Mossyrock Fire Station Phase 2 – LCFD Project # MSR20-0213, CDBG Contract #19-62210-028; TO BE OPENED ON OR AFTER 11:00 A.M. ON TUESDAY, OCTOBER 13, 2020”***.

There will be no Pre-Bid Conference for this project. For more information or inquiries about the existing site and building contact Doug Fosburg, Lewis County Fire District #3, by phone at 360-880-3262 or email at fd3@tds.net.

Informational copies of maps, plans and specifications are on file for inspection in the office of the County Engineer of Lewis County in Chehalis, Washington. The contract documents may be viewed and downloaded from Lewis County Fire District #3's Web Site @ www.mossyrockfire.com or you may call the Lewis County Fire District #3 office at 360-983-3456 and request a copy be mailed to you.

Proposals shall be submitted on the forms provided, and all bid proposals shall be accompanied by a bid proposal deposit in cash, certified check, cashier's check or surety bond in an amount equal to five percent (5%) of the amount of such bid proposal. Should the successful bidder fail to enter into such contract and furnish satisfactory contract bond within the time stated in the specifications, the bid proposal deposit shall be forfeited to the Fire District.

Lewis County Fire District #3 shall have the right to reject any or all bids not accompanied by bid security or data required by the bidding document or a bid in any way incomplete or irregular.

Lewis County Fire District #3 are equal opportunity and affirmative action employers. Small, minority- and women-owned businesses are encouraged to submit bids. All work performed on the project will be subject to the higher of prevailing state or federal Davis-Bacon wage rates. This project is funded by a federal grant from the U.S. Department of Housing and Urban Development and the Washington State Community Development Block Grant program.

Lewis County Fire District #3 in accordance with Title VI of the Civil Rights Act of 1964, 78 Stat. 252, 42 U.S.C. 2000d to 2000d-4 and Title 49, Code of Federal Regulations, Department of Transportation, Subtitle A, Office of the Secretary, Part 21, Nondiscrimination in Federally assisted programs of the Department of Transportation issued pursuant to such Act, hereby notifies all bidders that it will affirmatively ensure that in any contract entered into pursuant to this advertisement, disadvantaged business enterprises as defined at 49 CFR Part 26 will be afforded full opportunity to submit bids in response to this invitation and will not be discriminated against on the grounds of race, color, national origin, or sex in consideration for an award.

This Contract shall meet the requirements of Division 1 of the Washington State Department of Transportation 2020 Standard Specification for Road, Bridge, and Municipal Construction along with the adopted Lewis County Building and Fire Codes including the General Conditions of Washington State Department of Commerce, Community Development Block Grant Program found in Appendix B of these Provisions, and is hereby made part of this Contract. This Contract work will be subject to the provisions of Section 1-07.9 of the Standard Specifications which specify Prevailing Wage rates, Statement of Intent forms, Affidavit of Wages Paid forms, and weekly certified payroll statements. The work on this contract is to be performed upon lands whose ownership obligates the Contractor to collect State sales tax from the Contracting Agency. The provisions of Section 1-07.2(2) apply. Any provisions in any of the Contract Documents which may be in conflict or inconsistent with any of the paragraphs in the General Conditions of Washington State Department of Commerce general conditions shall be void to the extent of such conflict or inconsistency.

SCOPE

Lewis County requests responsible bids for the construction of Phase 2 of the Lewis County Fire District #3 Mossyrock Fire Station located at 238 Mossyrock Road East, Mossyrock, Washington.

The Contractor shall bid the Construction of Phase 2 of the Lewis County Fire District #3 Mossyrock Fire Station as shown in the Proposal Documents and as described in the Contract Plans that include all Specifications.

NOTES

- There will be no Pre-Bid Conference for this project. For inquiries about the existing site and building contact Doug Fosburg, Lewis County Fire District #3, by phone at 360-880-3262 or email at fd3@tds.net.
- The contract documents may be viewed and downloaded from Lewis County Fire District #3's Web Site @ www.mossyrockfire.com or you may call the Lewis County Fire District #3 office at 360-983-3456 and request a copy be mailed to you.
- Lewis County (Agency) reserves the right to ask for descriptive literature and technical specifications at the bidders' expense.
- Federal Tax Identification Number from IRS form W-9 is required on all invoices.

- Fillable Washington State Department of Commerce Forms as found in Appendix C (Forms 7B thru 7F) may be found at:

<https://www.commerce.wa.gov/serving-communities/cdbg-technical-assistance-resources/>

APPENDIX A

Washington State Prevailing Wage Rates

INCLUDING:

State Wage Rates

Wage Rate Benefit Codes

Federal Wage Rates

State of Washington
 Department of Labor & Industries
 Prevailing Wage Section - Telephone 360-902-5335
 PO Box 44540, Olympia, WA 98504-4540

Washington State Prevailing Wage

The PREVAILING WAGES listed here include both the hourly wage rate and the hourly rate of fringe benefits. On public works projects, worker's wage and benefit rates must add to not less than this total. A brief description of overtime calculation requirements are provided on the Benefit Code Key.

Journey Level Prevailing Wage Rates for the Effective Date: 10/13/2020

<u>County</u>	<u>Trade</u>	<u>Job Classification</u>	<u>Wage</u>	<u>Holiday</u>	<u>Overtime</u>	<u>Note</u>	<u>*Risk Class</u>
Lewis	Asbestos Abatement Workers	Journey Level	\$52.39	<u>5D</u>	<u>1H</u>		View
Lewis	Boilermakers	Journey Level	\$69.29	<u>5N</u>	<u>1C</u>		View
Lewis	Brick Mason	Journey Level	\$60.57	<u>7E</u>	<u>1N</u>		View
Lewis	Brick Mason	Pointer-Caulker-Cleaner	\$60.57	<u>7E</u>	<u>1N</u>		View
Lewis	Building Service Employees	Janitor	\$13.50		<u>1</u>		View
Lewis	Building Service Employees	Shampooer	\$13.50		<u>1</u>		View
Lewis	Building Service Employees	Waxer	\$13.50		<u>1</u>		View
Lewis	Building Service Employees	Window Cleaner	\$13.50		<u>1</u>		View
Lewis	Cabinet Makers (In Shop)	Journey Level	\$23.17		<u>1</u>		View
Lewis	Carpenters	Acoustical Worker	\$64.94	<u>7A</u>	<u>4C</u>		View
Lewis	Carpenters	Carpenter	\$64.94	<u>7A</u>	<u>4C</u>		View
Lewis	Carpenters	Carpenters on Stationary Tools	\$65.07	<u>7A</u>	<u>4C</u>		View
Lewis	Carpenters	Creosoted Material	\$65.07	<u>7A</u>	<u>4C</u>		View
Lewis	Carpenters	Floor Finisher	\$64.94	<u>7A</u>	<u>4C</u>		View
Lewis	Carpenters	Floor Layer	\$64.94	<u>7A</u>	<u>4C</u>		View
Lewis	Carpenters	Scaffold Erector	\$64.94	<u>7A</u>	<u>4C</u>		View
Lewis	Cement Masons	Application of all Composition Mastic	\$64.84	<u>7A</u>	<u>4U</u>		View
Lewis	Cement Masons	Application of all Epoxy Material	\$64.34	<u>7A</u>	<u>4U</u>		View
Lewis	Cement Masons	Application of all Plastic Material	\$64.84	<u>7A</u>	<u>4U</u>		View
Lewis	Cement Masons	Application of Sealing Compound	\$64.34	<u>7A</u>	<u>4U</u>		View
Lewis	Cement Masons	Application of Underlayment	\$64.84	<u>7A</u>	<u>4U</u>		View
Lewis	Cement Masons	Building General	\$64.34	<u>7A</u>	<u>4U</u>		View
Lewis	Cement Masons	Composition or Kalman Floors	\$64.84	<u>7A</u>	<u>4U</u>		View

Lewis	Cement Masons	Concrete Paving	\$64.34	7A	4U		View
Lewis	Cement Masons	Curb & Gutter Machine	\$64.84	7A	4U		View
Lewis	Cement Masons	Curb & Gutter, Sidewalks	\$64.34	7A	4U		View
Lewis	Cement Masons	Curing Concrete	\$64.34	7A	4U		View
Lewis	Cement Masons	Finish Colored Concrete	\$64.84	7A	4U		View
Lewis	Cement Masons	Floor Grinding	\$64.84	7A	4U		View
Lewis	Cement Masons	Floor Grinding/Polisher	\$64.34	7A	4U		View
Lewis	Cement Masons	Green Concrete Saw, self-powered	\$64.84	7A	4U		View
Lewis	Cement Masons	Grouting of all Plates	\$64.34	7A	4U		View
Lewis	Cement Masons	Grouting of all Tilt-up Panels	\$64.34	7A	4U		View
Lewis	Cement Masons	Gunite Nozzleman	\$64.84	7A	4U		View
Lewis	Cement Masons	Hand Powered Grinder	\$64.84	7A	4U		View
Lewis	Cement Masons	Journey Level	\$64.34	7A	4U		View
Lewis	Cement Masons	Patching Concrete	\$64.34	7A	4U		View
Lewis	Cement Masons	Pneumatic Power Tools	\$64.84	7A	4U		View
Lewis	Cement Masons	Power Chipping & Brushing	\$64.84	7A	4U		View
Lewis	Cement Masons	Sand Blasting Architectural Finish	\$64.84	7A	4U		View
Lewis	Cement Masons	Screed & Rodding Machine	\$64.84	7A	4U		View
Lewis	Cement Masons	Spackling or Skim Coat Concrete	\$64.34	7A	4U		View
Lewis	Cement Masons	Troweling Machine Operator	\$64.84	7A	4U		View
Lewis	Cement Masons	Troweling Machine Operator on Colored Slabs	\$64.84	7A	4U		View
Lewis	Cement Masons	Tunnel Workers	\$64.84	7A	4U		View
Lewis	Divers & Tenders	Bell/Vehicle or Submersible Operator (Not Under Pressure)	\$116.80	7A	4C		View
Lewis	Divers & Tenders	Dive Supervisor/Master	\$81.98	7A	4C		View
Lewis	Divers & Tenders	Diver	\$118.80	7A	4C	8V	View
Lewis	Divers & Tenders	Diver On Standby	\$76.98	7A	4C		View
Lewis	Divers & Tenders	Diver Tender	\$69.91	7A	4C		View
Lewis	Divers & Tenders	Manifold Operator	\$69.91	7A	4C		View
Lewis	Divers & Tenders	Manifold Operator Mixed Gas	\$74.91	7A	4C		View
Lewis	Divers & Tenders	Remote Operated Vehicle Operator/Technician	\$69.91	7A	4C		View
Lewis	Divers & Tenders	Remote Operated Vehicle Tender	\$65.19	7A	4C		View
Lewis	Dredge Workers	Assistant Engineer	\$70.62	5D	3F		View
Lewis	Dredge Workers	Assistant Mate (Deckhand)	\$70.07	5D	3F		View
Lewis	Dredge Workers	Boatmen	\$70.62	5D	3F		View
Lewis	Dredge Workers	Engineer Welder	\$71.97	5D	3F		View
Lewis	Dredge Workers	Leverman, Hydraulic	\$73.41	5D	3F		View

Lewis	Dredge Workers	Mates	\$70.62	5D	3F		View
Lewis	Dredge Workers	Oiler	\$70.07	5D	3F		View
Lewis	Drywall Applicator	Journey Level	\$64.94	5D	1H		View
Lewis	Drywall Tapers	Journey Level	\$65.31	5P	1E		View
Lewis	Electrical Fixture Maintenance Workers	Journey Level	\$13.50		1		View
Lewis	Electricians - Inside	Cable Splicer	\$77.53	5C	1G		View
Lewis	Electricians - Inside	Journey Level	\$72.56	5C	1G		View
Lewis	Electricians - Inside	Lead Covered Cable Splicer	\$82.51	5C	1G		View
Lewis	Electricians - Inside	Welder	\$77.53	5C	1G		View
Lewis	Electricians - Motor Shop	Craftsman	\$15.37		1		View
Lewis	Electricians - Motor Shop	Journey Level	\$14.69		1		View
Lewis	Electricians - Powerline Construction	Cable Splicer	\$82.39	5A	4D		View
Lewis	Electricians - Powerline Construction	Certified Line Welder	\$75.64	5A	4D		View
Lewis	Electricians - Powerline Construction	Groundperson	\$49.17	5A	4D		View
Lewis	Electricians - Powerline Construction	Heavy Line Equipment Operator	\$75.64	5A	4D		View
Lewis	Electricians - Powerline Construction	Journey Level Lineperson	\$75.64	5A	4D		View
Lewis	Electricians - Powerline Construction	Line Equipment Operator	\$64.54	5A	4D		View
Lewis	Electricians - Powerline Construction	Meter Installer	\$49.17	5A	4D	8W	View
Lewis	Electricians - Powerline Construction	Pole Sprayer	\$75.64	5A	4D		View
Lewis	Electricians - Powerline Construction	Powderperson	\$56.49	5A	4D		View
Lewis	Electronic Technicians	Journey Level	\$46.47	6Z	1B		View
Lewis	Elevator Constructors	Mechanic	\$97.31	7D	4A		View
Lewis	Elevator Constructors	Mechanic In Charge	\$105.06	7D	4A		View
Lewis	Fabricated Precast Concrete Products	Journey Level	\$13.50		1		View
Lewis	Fabricated Precast Concrete Products	Journey Level - In-Factory Work Only	\$13.50		1		View
Lewis	Fence Erectors	Fence Erector	\$44.40	7A	4V	8Y	View
Lewis	Fence Erectors	Fence Laborer	\$44.40	7A	4V	8Y	View
Lewis	Flaggers	Journey Level	\$44.40	7A	4V	8Y	View
Lewis	Glaziers	Journey Level	\$69.26	7L	1Y		View
Lewis	Heat & Frost Insulators And Asbestos Workers	Journeyman	\$79.43	5J	4H		View
Lewis	Heating Equipment Mechanics	Journey Level	\$89.61	7F	1E		View
Lewis	Hod Carriers & Mason Tenders	Journey Level	\$54.01	7A	4V	8Y	View
Lewis		Journey Level	\$13.50		1		View

	Industrial Power Vacuum Cleaner						
Lewis	Inland Boatmen	Boat Operator	\$61.41	5B	1K		View
Lewis	Inland Boatmen	Cook	\$56.48	5B	1K		View
Lewis	Inland Boatmen	Deckhand	\$57.48	5B	1K		View
Lewis	Inland Boatmen	Deckhand Engineer	\$58.81	5B	1K		View
Lewis	Inland Boatmen	Launch Operator	\$58.89	5B	1K		View
Lewis	Inland Boatmen	Mate	\$57.31	5B	1K		View
Lewis	Inspection/Cleaning/Sealing Of Sewer & Water Systems By Remote Control	Cleaner Operator, Foamer Operator	\$13.50		1		View
Lewis	Inspection/Cleaning/Sealing Of Sewer & Water Systems By Remote Control	Grout Truck Operator	\$13.50		1		View
Lewis	Inspection/Cleaning/Sealing Of Sewer & Water Systems By Remote Control	Head Operator	\$13.50		1		View
Lewis	Inspection/Cleaning/Sealing Of Sewer & Water Systems By Remote Control	Technician	\$13.50		1		View
Lewis	Inspection/Cleaning/Sealing Of Sewer & Water Systems By Remote Control	Tv Truck Operator	\$13.50		1		View
Lewis	Insulation Applicators	Journey Level	\$64.94	7A	4C		View
Lewis	Ironworkers	Journeyman	\$75.23	7N	1O		View
Lewis	Laborers	Air, Gas Or Electric Vibrating Screed	\$52.39	7A	4V	8Y	View
Lewis	Laborers	Airtrac Drill Operator	\$54.01	7A	4V	8Y	View
Lewis	Laborers	Ballast Regular Machine	\$52.39	7A	4V	8Y	View
Lewis	Laborers	Batch Weighman	\$44.40	7A	4V	8Y	View
Lewis	Laborers	Brick Pavers	\$52.39	7A	4V	8Y	View
Lewis	Laborers	Brush Cutter	\$52.39	7A	4V	8Y	View
Lewis	Laborers	Brush Hog Feeder	\$52.39	7A	4V	8Y	View
Lewis	Laborers	Burner	\$52.39	7A	4V	8Y	View
Lewis	Laborers	Caisson Worker	\$54.01	7A	4V	8Y	View
Lewis	Laborers	Carpenter Tender	\$52.39	7A	4V	8Y	View
Lewis	Laborers	Cement Dumper-paving	\$53.35	7A	4V	8Y	View
Lewis	Laborers	Cement Finisher Tender	\$52.39	7A	4V	8Y	View
Lewis	Laborers	Change House Or Dry Shack	\$52.39	7A	4V	8Y	View
Lewis	Laborers	Chipping Gun (30 Lbs. And Over)	\$53.35	7A	4V	8Y	View
Lewis	Laborers	Chipping Gun (Under 30 Lbs.)	\$52.39	7A	4V	8Y	View
Lewis	Laborers	Choker Setter	\$52.39	7A	4V	8Y	View
Lewis	Laborers	Chuck Tender	\$52.39	7A	4V	8Y	View
Lewis	Laborers	Clary Power Spreader	\$53.35	7A	4V	8Y	View
Lewis	Laborers	Clean-up Laborer	\$52.39	7A	4V	8Y	View
Lewis	Laborers		\$53.35	7A	4V	8Y	View

		Concrete Dumper/Chute Operator					
Lewis	Laborers	Concrete Form Stripper	\$52.39	7A	4V	8Y	View
Lewis	Laborers	Concrete Placement Crew	\$53.35	7A	4V	8Y	View
Lewis	Laborers	Concrete Saw Operator/Core Driller	\$53.35	7A	4V	8Y	View
Lewis	Laborers	Crusher Feeder	\$44.40	7A	4V	8Y	View
Lewis	Laborers	Curing Laborer	\$52.39	7A	4V	8Y	View
Lewis	Laborers	Demolition: Wrecking & Moving (Incl. Charred Material)	\$52.39	7A	4V	8Y	View
Lewis	Laborers	Ditch Digger	\$52.39	7A	4V	8Y	View
Lewis	Laborers	Diver	\$54.01	7A	4V	8Y	View
Lewis	Laborers	Drill Operator (Hydraulic, Diamond)	\$53.35	7A	4V	8Y	View
Lewis	Laborers	Dry Stack Walls	\$52.39	7A	4V	8Y	View
Lewis	Laborers	Dump Person	\$52.39	7A	4V	8Y	View
Lewis	Laborers	Epoxy Technician	\$52.39	7A	4V	8Y	View
Lewis	Laborers	Erosion Control Worker	\$52.39	7A	4V	8Y	View
Lewis	Laborers	Faller & Bucker Chain Saw	\$53.35	7A	4V	8Y	View
Lewis	Laborers	Fine Graders	\$52.39	7A	4V	8Y	View
Lewis	Laborers	Firewatch	\$44.40	7A	4V	8Y	View
Lewis	Laborers	Form Setter	\$52.39	7A	4V	8Y	View
Lewis	Laborers	Gabian Basket Builders	\$52.39	7A	4V	8Y	View
Lewis	Laborers	General Laborer	\$52.39	7A	4V	8Y	View
Lewis	Laborers	Grade Checker & Transit Person	\$54.01	7A	4V	8Y	View
Lewis	Laborers	Grinders	\$52.39	7A	4V	8Y	View
Lewis	Laborers	Grout Machine Tender	\$52.39	7A	4V	8Y	View
Lewis	Laborers	Groutmen (Pressure) Including Post Tension Beams	\$53.35	7A	4V	8Y	View
Lewis	Laborers	Guardrail Erector	\$52.39	7A	4V	8Y	View
Lewis	Laborers	Hazardous Waste Worker (Level A)	\$54.01	7A	4V	8Y	View
Lewis	Laborers	Hazardous Waste Worker (Level B)	\$53.35	7A	4V	8Y	View
Lewis	Laborers	Hazardous Waste Worker (Level C)	\$52.39	7A	4V	8Y	View
Lewis	Laborers	High Scaler	\$54.01	7A	4V	8Y	View
Lewis	Laborers	Jackhammer	\$53.35	7A	4V	8Y	View
Lewis	Laborers	Laserbeam Operator	\$53.35	7A	4V	8Y	View
Lewis	Laborers	Maintenance Person	\$52.39	7A	4V	8Y	View
Lewis	Laborers	Manhole Builder-Mudman	\$53.35	7A	4V	8Y	View
Lewis	Laborers	Material Yard Person	\$52.39	7A	4V	8Y	View
Lewis	Laborers	Motorman-Dinky Locomotive	\$53.35	7A	4V	8Y	View
Lewis	Laborers		\$53.35	7A	4V	8Y	View

		Nozzleman (Concrete Pump, Green Cutter When Using Combination Of High Pressure Air & Water On Concrete & Rock, Sandblast, Guniting, Shotcrete, Water Blaster, Vacuum Blaster)					
Lewis	Laborers	Pavement Breaker	\$53.35	7A	4V	8Y	View
Lewis	Laborers	Pilot Car	\$44.40	7A	4V	8Y	View
Lewis	Laborers	Pipe Layer Lead	\$54.01	7A	4V	8Y	View
Lewis	Laborers	Pipe Layer/Tailor	\$53.35	7A	4V	8Y	View
Lewis	Laborers	Pipe Pot Tender	\$53.35	7A	4V	8Y	View
Lewis	Laborers	Pipe Reliner	\$53.35	7A	4V	8Y	View
Lewis	Laborers	Pipe Wrapper	\$53.35	7A	4V	8Y	View
Lewis	Laborers	Pot Tender	\$52.39	7A	4V	8Y	View
Lewis	Laborers	Powderman	\$54.01	7A	4V	8Y	View
Lewis	Laborers	Powderman's Helper	\$52.39	7A	4V	8Y	View
Lewis	Laborers	Power Jacks	\$53.35	7A	4V	8Y	View
Lewis	Laborers	Railroad Spike Puller - Power	\$53.35	7A	4V	8Y	View
Lewis	Laborers	Raker - Asphalt	\$54.01	7A	4V	8Y	View
Lewis	Laborers	Re-timberman	\$54.01	7A	4V	8Y	View
Lewis	Laborers	Remote Equipment Operator	\$53.35	7A	4V	8Y	View
Lewis	Laborers	Rigger/Signal Person	\$53.35	7A	4V	8Y	View
Lewis	Laborers	Rip Rap Person	\$52.39	7A	4V	8Y	View
Lewis	Laborers	Rivet Buster	\$53.35	7A	4V	8Y	View
Lewis	Laborers	Rodder	\$53.35	7A	4V	8Y	View
Lewis	Laborers	Scaffold Erector	\$52.39	7A	4V	8Y	View
Lewis	Laborers	Scale Person	\$52.39	7A	4V	8Y	View
Lewis	Laborers	Sloper (Over 20")	\$53.35	7A	4V	8Y	View
Lewis	Laborers	Sloper Sprayer	\$52.39	7A	4V	8Y	View
Lewis	Laborers	Spreader (Concrete)	\$53.35	7A	4V	8Y	View
Lewis	Laborers	Stake Hopper	\$52.39	7A	4V	8Y	View
Lewis	Laborers	Stock Piler	\$52.39	7A	4V	8Y	View
Lewis	Laborers	Swinging Stage/Boatswain Chair	\$44.40	7A	4V	8Y	View
Lewis	Laborers	Tamper & Similar Electric, Air & Gas Operated Tools	\$53.35	7A	4V	8Y	View
Lewis	Laborers	Tamper (Multiple & Self-propelled)	\$53.35	7A	4V	8Y	View
Lewis	Laborers	Timber Person - Sewer (Lagger, Shorer & Cribber)	\$53.35	7A	4V	8Y	View
Lewis	Laborers	Toolroom Person (at Jobsite)	\$52.39	7A	4V	8Y	View
Lewis	Laborers	Topper	\$52.39	7A	4V	8Y	View
Lewis	Laborers	Track Laborer	\$52.39	7A	4V	8Y	View

Lewis	Laborers	Track Liner (Power)	\$53.35	7A	4V	8Y	View
Lewis	Laborers	Traffic Control Laborer	\$47.48	7A	4V	9C	View
Lewis	Laborers	Traffic Control Supervisor	\$50.31	7A	4V	9C	View
Lewis	Laborers	Truck Spotter	\$52.39	7A	4V	8Y	View
Lewis	Laborers	Tugger Operator	\$53.35	7A	4V	8Y	View
Lewis	Laborers	Tunnel Work-Compressed Air Worker 0-30 psi	\$129.67	7A	4V	9B	View
Lewis	Laborers	Tunnel Work-Compressed Air Worker 30.01-44.00 psi	\$134.70	7A	4V	9B	View
Lewis	Laborers	Tunnel Work-Compressed Air Worker 44.01-54.00 psi	\$138.38	7A	4V	9B	View
Lewis	Laborers	Tunnel Work-Compressed Air Worker 54.01-60.00 psi	\$144.08	7A	4V	9B	View
Lewis	Laborers	Tunnel Work-Compressed Air Worker 60.01-64.00 psi	\$146.20	7A	4V	9B	View
Lewis	Laborers	Tunnel Work-Compressed Air Worker 64.01-68.00 psi	\$151.30	7A	4V	9B	View
Lewis	Laborers	Tunnel Work-Compressed Air Worker 68.01-70.00 psi	\$153.20	7A	4V	9B	View
Lewis	Laborers	Tunnel Work-Compressed Air Worker 70.01-72.00 psi	\$155.20	7A	4V	9B	View
Lewis	Laborers	Tunnel Work-Compressed Air Worker 72.01-74.00 psi	\$157.20	7A	4V	9B	View
Lewis	Laborers	Tunnel Work-Guage and Lock Tender	\$54.11	7A	4V	8Y	View
Lewis	Laborers	Tunnel Work-Miner	\$54.11	7A	4V	8Y	View
Lewis	Laborers	Vibrator	\$53.35	7A	4V	8Y	View
Lewis	Laborers	Vinyl Seamer	\$52.39	7A	4V	8Y	View
Lewis	Laborers	Watchman	\$40.36	7A	4V	8Y	View
Lewis	Laborers	Welder	\$53.35	7A	4V	8Y	View
Lewis	Laborers	Well Point Laborer	\$53.35	7A	4V	8Y	View
Lewis	Laborers	Window Washer/Cleaner	\$40.36	7A	4V	8Y	View
Lewis	Laborers - Underground Sewer & Water	General Laborer & Topman	\$52.39	7A	4V	8Y	View
Lewis	Laborers - Underground Sewer & Water	Pipe Layer	\$53.35	7A	4V	8Y	View
Lewis	Landscape Construction	Landscape Construction/Landscaping Or Planting Laborers	\$40.36	7A	4V	8Y	View
Lewis	Landscape Construction	Landscape Operator	\$69.02	7A	3K	8X	View
Lewis	Landscape Maintenance	Groundskeeper	\$13.50		1		View
Lewis	Lathers	Journey Level	\$64.94	5D	1H		View
Lewis	Marble Setters	Journey Level	\$60.57	7E	1N		View
Lewis	Metal Fabrication (In Shop)	Fitter	\$15.16		1		View
Lewis	Metal Fabrication (In Shop)	Laborer	\$13.50		1		View
Lewis	Metal Fabrication (In Shop)	Machine Operator	\$13.50		1		View
Lewis	Metal Fabrication (In Shop)	Painter	\$13.50		1		View
Lewis	Metal Fabrication (In Shop)	Welder	\$15.16		1		View

Lewis	Millwright	Journey Level	\$66.44	<u>7A</u>	<u>4C</u>		View
Lewis	Modular Buildings	Cabinet Assembly	\$13.50		<u>1</u>		View
Lewis	Modular Buildings	Electrician	\$13.50		<u>1</u>		View
Lewis	Modular Buildings	Equipment Maintenance	\$13.50		<u>1</u>		View
Lewis	Modular Buildings	Plumber	\$13.50		<u>1</u>		View
Lewis	Modular Buildings	Production Worker	\$13.50		<u>1</u>		View
Lewis	Modular Buildings	Tool Maintenance	\$13.50		<u>1</u>		View
Lewis	Modular Buildings	Utility Person	\$13.50		<u>1</u>		View
Lewis	Modular Buildings	Welder	\$13.50		<u>1</u>		View
Lewis	Painters	Journey Level	\$43.40	<u>6Z</u>	<u>2B</u>		View
Lewis	Pile Driver	Crew Tender	\$69.91	<u>7A</u>	<u>4C</u>		View
Lewis	Pile Driver	Crew Tender/Technician	\$69.91	<u>7A</u>	<u>4C</u>		View
Lewis	Pile Driver	Hyperbaric Worker - Compressed Air Worker 0-30.00 PSI	\$80.76	<u>7A</u>	<u>4C</u>		View
Lewis	Pile Driver	Hyperbaric Worker - Compressed Air Worker 30.01 - 44.00 PSI	\$85.76	<u>7A</u>	<u>4C</u>		View
Lewis	Pile Driver	Hyperbaric Worker - Compressed Air Worker 44.01 - 54.00 PSI	\$89.76	<u>7A</u>	<u>4C</u>		View
Lewis	Pile Driver	Hyperbaric Worker - Compressed Air Worker 54.01 - 60.00 PSI	\$94.76	<u>7A</u>	<u>4C</u>		View
Lewis	Pile Driver	Hyperbaric Worker - Compressed Air Worker 60.01 - 64.00 PSI	\$97.26	<u>7A</u>	<u>4C</u>		View
Lewis	Pile Driver	Hyperbaric Worker - Compressed Air Worker 64.01 - 68.00 PSI	\$102.26	<u>7A</u>	<u>4C</u>		View
Lewis	Pile Driver	Hyperbaric Worker - Compressed Air Worker 68.01 - 70.00 PSI	\$104.26	<u>7A</u>	<u>4C</u>		View
Lewis	Pile Driver	Hyperbaric Worker - Compressed Air Worker 70.01 - 72.00 PSI	\$106.26	<u>7A</u>	<u>4C</u>		View
Lewis	Pile Driver	Hyperbaric Worker - Compressed Air Worker 72.01 - 74.00 PSI	\$108.26	<u>7A</u>	<u>4C</u>		View
Lewis	Pile Driver	Journey Level	\$65.19	<u>7A</u>	<u>4C</u>		View
Lewis	Plasterers	Journey Level	\$61.67	<u>7Q</u>	<u>1R</u>		View
Lewis	Playground & Park Equipment Installers	Journey Level	\$13.50		<u>1</u>		View
Lewis	Plumbers & Pipefitters	Journey Level	\$77.97	<u>5A</u>	<u>1G</u>		View
Lewis	Power Equipment Operators	Asphalt Plant Operator	\$70.17	<u>7A</u>	<u>3K</u>	<u>8X</u>	View
Lewis	Power Equipment Operators	Assistant Engineer	\$66.30	<u>7A</u>	<u>3K</u>	<u>8P</u>	View
Lewis	Power Equipment Operators	Barrier Machine (zipper)	\$69.55	<u>7A</u>	<u>3K</u>	<u>8X</u>	View
Lewis	Power Equipment Operators	Batch Plant Operator: Concrete	\$69.55	<u>7A</u>	<u>3K</u>	<u>8X</u>	View
Lewis	Power Equipment Operators	Bobcat	\$66.01	<u>7A</u>	<u>3K</u>	<u>8X</u>	View

Lewis	Power Equipment Operators	Brokk - Remote Demolition Equipment	\$66.01	7A	3K	8X	View
Lewis	Power Equipment Operators	Brooms	\$66.01	7A	3K	8X	View
Lewis	Power Equipment Operators	Bump Cutter	\$69.55	7A	3K	8X	View
Lewis	Power Equipment Operators	Cableways	\$70.17	7A	3K	8X	View
Lewis	Power Equipment Operators	Chipper	\$69.55	7A	3K	8X	View
Lewis	Power Equipment Operators	Compressor	\$66.01	7A	3K	8X	View
Lewis	Power Equipment Operators	Concrete Pump: Truck Mount With Boom Attachment Over 42m	\$70.17	7A	3K	8X	View
Lewis	Power Equipment Operators	Concrete Finish Machine -laser Screed	\$66.01	7A	3K	8X	View
Lewis	Power Equipment Operators	Concrete Pump - Mounted Or Trailer High Pressure Line Pump, Pump High Pressure	\$69.02	7A	3K	8X	View
Lewis	Power Equipment Operators	Concrete Pump: Truck Mount With Boom Attachment Up To 42m	\$69.55	7A	3K	8X	View
Lewis	Power Equipment Operators	Conveyors	\$69.02	7A	3K	8X	View
Lewis	Power Equipment Operators	Cranes Friction: 200 tons and over	\$72.63	7A	3K	8P	View
Lewis	Power Equipment Operators	Cranes, A-frame: 10 tons and under	\$66.30	7A	3K	8P	View
Lewis	Power Equipment Operators	Cranes: 100 tons through 199 tons, or 150' of boom (including jib with attachments)	\$71.20	7A	3K	8P	View
Lewis	Power Equipment Operators	Cranes: 20 tons through 44 tons with attachments	\$69.87	7A	3K	8P	View
Lewis	Power Equipment Operators	Cranes: 200 tons- 299 tons, or 250' of boom including jib with attachments	\$71.93	7A	3K	8P	View
Lewis	Power Equipment Operators	Cranes: 300 tons and over or 300' of boom including jib with attachments	\$72.63	7A	3K	8P	View
Lewis	Power Equipment Operators	Cranes: 45 tons through 99 tons, under 150' of boom(including jib with attachments)	\$70.49	7A	3K	8P	View
Lewis	Power Equipment Operators	Cranes: Friction cranes through 199 tons	\$71.93	7A	3K	8P	View
Lewis	Power Equipment Operators	Cranes: through 19 tons with attachments, A-frame over 10 tons	\$69.33	7A	3K	8P	View
Lewis	Power Equipment Operators	Crusher	\$69.55	7A	3K	8X	View
Lewis	Power Equipment Operators	Deck Engineer/deck Winches (power)	\$69.55	7A	3K	8X	View
Lewis	Power Equipment Operators	Derricks: on building work	\$70.49	7A	3K	8P	View
Lewis	Power Equipment Operators	Dozers D-9 & Under	\$69.02	7A	3K	8X	View

Lewis	Power Equipment Operators	Drill Oilers: Auger Type, Truck Or Crane Mount	\$69.02	7A	3K	8X	View
Lewis	Power Equipment Operators	Drilling Machine	\$70.88	7A	3K	8X	View
Lewis	Power Equipment Operators	Elevator and man-lift: permanent and shaft type	\$66.30	7A	3K	8P	View
Lewis	Power Equipment Operators	Finishing Machine, Bidwell And Gamaco & Similar Equipment	\$69.55	7A	3K	8X	View
Lewis	Power Equipment Operators	Forklift: 3000 lbs and over with attachments	\$69.33	7A	3K	8P	View
Lewis	Power Equipment Operators	Forklift: 3000 Lbs And Over With Attachments	\$69.02	7A	3K	8X	View
Lewis	Power Equipment Operators	Forklifts: under 3000 lbs. with attachments	\$66.30	7A	3K	8P	View
Lewis	Power Equipment Operators	Grade Engineer: Using Blueprints, Cut Sheets, etc.	\$69.55	7A	3K	8X	View
Lewis	Power Equipment Operators	Gradechecker/stakeman	\$66.01	7A	3K	8X	View
Lewis	Power Equipment Operators	Guardrail punch/Auger	\$69.55	7A	3K	8X	View
Lewis	Power Equipment Operators	Hard Tail End Dump Articulating Off- Road Equipment 45 Yards. & Over	\$70.17	7A	3K	8X	View
Lewis	Power Equipment Operators	Hard Tail End Dump Articulating Off-road Equipment Under 45 Yards	\$69.55	7A	3K	8X	View
Lewis	Power Equipment Operators	Horizontal/directional Drill Locator	\$69.02	7A	3K	8X	View
Lewis	Power Equipment Operators	Horizontal/directional Drill Operator	\$69.55	7A	3K	8X	View
Lewis	Power Equipment Operators	Hydralifts/boom trucks: 10 tons and under	\$66.30	7A	3K	8P	View
Lewis	Power Equipment Operators	Hydralifts/boom trucks: over 10 tons	\$69.33	7A	3K	8P	View
Lewis	Power Equipment Operators	Loader, Overhead 8 Yards. & Over	\$70.88	7A	3K	8X	View
Lewis	Power Equipment Operators	Loader, Overhead, 6 Yards. But Not Including 8 Yards	\$70.17	7A	3K	8X	View
Lewis	Power Equipment Operators	Loaders, Overhead Under 6 Yards	\$69.55	7A	3K	8X	View
Lewis	Power Equipment Operators	Loaders, Plant Feed	\$69.55	7A	3K	8X	View
Lewis	Power Equipment Operators	Loaders: Elevating Type Belt	\$69.02	7A	3K	8X	View
Lewis	Power Equipment Operators	Locomotives, All	\$69.55	7A	3K	8X	View
Lewis	Power Equipment Operators	Material Transfer Device	\$69.55	7A	3K	8X	View
Lewis	Power Equipment Operators	Mechanics: all (Leadmen - \$0.50 per hour over mechanic)	\$71.20	7A	3K	8P	View
Lewis	Power Equipment Operators	Motor patrol graders	\$70.17	7A	3K	8X	View
Lewis	Power Equipment Operators		\$70.17	7A	3K	8X	View

		Mucking Machine, Mole, Tunnel Drill, Boring, Road Header And/or Shield					
Lewis	Power Equipment Operators	Oil Distributors, Blower Distribution & Mulch Seeding Operator	\$66.01	7A	3K	8X	View
Lewis	Power Equipment Operators	Outside Hoists (elevators and manlifts), Air Tuggers, Strato	\$69.33	7A	3K	8P	View
Lewis	Power Equipment Operators	Overhead, bridge type Crane: 20 tons through 44 tons	\$69.87	7A	3K	8P	View
Lewis	Power Equipment Operators	Overhead, Bridge Type Crane: 20 Tons Through 44 Tons	\$69.55	7A	3K	8X	View
Lewis	Power Equipment Operators	Overhead, bridge type: 100 tons and over	\$71.20	7A	3K	8P	View
Lewis	Power Equipment Operators	Overhead, bridge type: 45 tons through 99 tons	\$70.49	7A	3K	8P	View
Lewis	Power Equipment Operators	Pavement Breaker	\$66.01	7A	3K	8X	View
Lewis	Power Equipment Operators	Pile Driver (other Than Crane Mount)	\$69.55	7A	3K	8X	View
Lewis	Power Equipment Operators	Plant Oiler - Asphalt, Crusher	\$69.02	7A	3K	8X	View
Lewis	Power Equipment Operators	Posthole Digger, Mechanical	\$66.01	7A	3K	8X	View
Lewis	Power Equipment Operators	Power Plant	\$66.01	7A	3K	8X	View
Lewis	Power Equipment Operators	Pumps - Water	\$66.01	7A	3K	8X	View
Lewis	Power Equipment Operators	Quad 9, HD 41, D10 And Over	\$70.17	7A	3K	8X	View
Lewis	Power Equipment Operators	Quick Tower: no cab, under 100 feet in height based to boom	\$66.30	7A	3K	8P	View
Lewis	Power Equipment Operators	Remote Control Operator On Rubber Tired Earth Moving Equipment	\$70.17	7A	3K	8X	View
Lewis	Power Equipment Operators	Rigger and Bellman	\$66.30	7A	3K	8P	View
Lewis	Power Equipment Operators	Rigger/Signal Person, Bellman(Certified)	\$69.33	7A	3K	8P	View
Lewis	Power Equipment Operators	Rollagon	\$70.17	7A	3K	8X	View
Lewis	Power Equipment Operators	Roller, Other Than Plant Mix	\$66.01	7A	3K	8X	View
Lewis	Power Equipment Operators	Roller, Plant Mix Or Multi-lift Materials	\$69.02	7A	3K	8X	View
Lewis	Power Equipment Operators	Roto-mill, Roto-grinder	\$69.55	7A	3K	8X	View
Lewis	Power Equipment Operators	Saws - Concrete	\$69.02	7A	3K	8X	View
Lewis	Power Equipment Operators	Scraper, Self Propelled Under 45 Yards	\$69.55	7A	3K	8X	View
Lewis	Power Equipment Operators	Scrapers - Concrete & Carry All	\$69.02	7A	3K	8X	View
Lewis	Power Equipment Operators		\$70.17	7A	3K	8X	View

		Scrapers, Self-propelled: 45 Yards And Over					
Lewis	Power Equipment Operators	Service Engineers: equipment	\$69.33	7A	3K	8P	View
Lewis	Power Equipment Operators	Shotcrete/gunite Equipment	\$66.01	7A	3K	8X	View
Lewis	Power Equipment Operators	Shovel, Excavator, Backhoe, Tractors Under 15 Metric Tons	\$69.02	7A	3K	8X	View
Lewis	Power Equipment Operators	Shovel, Excavator, Backhoe: Over 30 Metric Tons To 50 Metric Tons	\$70.17	7A	3K	8X	View
Lewis	Power Equipment Operators	Shovel, Excavator, Backhoes, Tractors: 15 To 30 Metric Tons	\$69.55	7A	3K	8X	View
Lewis	Power Equipment Operators	Shovel, Excavator, Backhoes: Over 50 Metric Tons To 90 Metric Tons	\$70.88	7A	3K	8X	View
Lewis	Power Equipment Operators	Shovel, Excavator, Backhoes: Over 90 Metric Tons	\$71.60	7A	3K	8X	View
Lewis	Power Equipment Operators	Slipform Pavers	\$70.17	7A	3K	8X	View
Lewis	Power Equipment Operators	Spreader, Topsider & Screedman	\$70.17	7A	3K	8X	View
Lewis	Power Equipment Operators	Subgrader Trimmer	\$69.55	7A	3K	8X	View
Lewis	Power Equipment Operators	Tower Bucket Elevators	\$69.02	7A	3K	8X	View
Lewis	Power Equipment Operators	Tower Crane: over 175' through 250' in height, base to boom	\$71.93	7A	3K	8P	View
Lewis	Power Equipment Operators	Tower crane: up to 175' in height base to boom	\$71.20	7A	3K	8P	View
Lewis	Power Equipment Operators	Tower Cranes: over 250' in height from base to boom.	\$72.63	7A	3K	8P	View
Lewis	Power Equipment Operators	Transporters, All Track Or Truck Type	\$70.17	7A	3K	8X	View
Lewis	Power Equipment Operators	Trenching Machines	\$69.02	7A	3K	8X	View
Lewis	Power Equipment Operators	Truck Crane Oiler/Driver: 100 tons and over	\$69.87	7A	3K	8P	View
Lewis	Power Equipment Operators	Truck crane oiler/driver: under 100 tons	\$69.33	7A	3K	8P	View
Lewis	Power Equipment Operators	Truck Mount Portable Conveyor	\$69.55	7A	3K	8X	View
Lewis	Power Equipment Operators	Welder	\$70.49	7A	3K	8P	View
Lewis	Power Equipment Operators	Wheel Tractors, Farmall Type	\$66.01	7A	3K	8X	View
Lewis	Power Equipment Operators	Yo Yo Pay Dozer	\$69.55	7A	3K	8X	View
Lewis	Power Equipment Operators- Underground Sewer & Water	Asphalt Plant Operator	\$70.17	7A	3K	8X	View
Lewis		Assistant Engineer	\$66.30	7A	3K	8P	View

	Power Equipment Operators- Underground Sewer & Water						
Lewis	Power Equipment Operators- Underground Sewer & Water	Barrier Machine (zipper)	\$69.55	7A	3K	8X	View
Lewis	Power Equipment Operators- Underground Sewer & Water	Batch Plant Operator: Concrete	\$69.55	7A	3K	8X	View
Lewis	Power Equipment Operators- Underground Sewer & Water	Bobcat	\$66.01	7A	3K	8X	View
Lewis	Power Equipment Operators- Underground Sewer & Water	Brokk - Remote Demolition Equipment	\$66.01	7A	3K	8X	View
Lewis	Power Equipment Operators- Underground Sewer & Water	Brooms	\$66.01	7A	3K	8X	View
Lewis	Power Equipment Operators- Underground Sewer & Water	Bump Cutter	\$69.55	7A	3K	8X	View
Lewis	Power Equipment Operators- Underground Sewer & Water	Cableways	\$70.17	7A	3K	8X	View
Lewis	Power Equipment Operators- Underground Sewer & Water	Chipper	\$69.55	7A	3K	8X	View
Lewis	Power Equipment Operators- Underground Sewer & Water	Compressor	\$66.01	7A	3K	8X	View
Lewis	Power Equipment Operators- Underground Sewer & Water	Concrete Pump: Truck Mount With Boom Attachment Over 42m	\$70.17	7A	3K	8X	View
Lewis	Power Equipment Operators- Underground Sewer & Water	Concrete Finish Machine -laser Screed	\$66.01	7A	3K	8X	View
Lewis	Power Equipment Operators- Underground Sewer & Water	Concrete Pump - Mounted Or Trailer High Pressure Line Pump, Pump High Pressure	\$69.02	7A	3K	8X	View
Lewis	Power Equipment Operators- Underground Sewer & Water	Concrete Pump: Truck Mount With Boom Attachment Up To 42m	\$69.55	7A	3K	8X	View
Lewis	Power Equipment Operators- Underground Sewer & Water	Conveyors	\$69.02	7A	3K	8X	View
Lewis	Power Equipment Operators- Underground Sewer & Water	Cranes Friction: 200 tons and over	\$72.63	7A	3K	8P	View
Lewis	Power Equipment Operators- Underground Sewer & Water	Cranes, A-frame: 10 tons and under	\$66.30	7A	3K	8P	View
Lewis			\$71.20	7A	3K	8P	View

	Power Equipment Operators- Underground Sewer & Water	Cranes: 100 tons through 199 tons, or 150' of boom (including jib with attachments)					
Lewis	Power Equipment Operators- Underground Sewer & Water	Cranes: 20 tons through 44 tons with attachments	\$69.87	7A	3K	8P	View
Lewis	Power Equipment Operators- Underground Sewer & Water	Cranes: 200 tons- 299 tons, or 250' of boom including jib with attachments	\$71.93	7A	3K	8P	View
Lewis	Power Equipment Operators- Underground Sewer & Water	Cranes: 300 tons and over or 300' of boom including jib with attachments	\$72.63	7A	3K	8P	View
Lewis	Power Equipment Operators- Underground Sewer & Water	Cranes: 45 tons through 99 tons, under 150' of boom(including jib with attachments)	\$70.49	7A	3K	8P	View
Lewis	Power Equipment Operators- Underground Sewer & Water	Cranes: Friction cranes through 199 tons	\$71.93	7A	3K	8P	View
Lewis	Power Equipment Operators- Underground Sewer & Water	Cranes: through 19 tons with attachments, A-frame over 10 tons	\$69.33	7A	3K	8P	View
Lewis	Power Equipment Operators- Underground Sewer & Water	Crusher	\$69.55	7A	3K	8X	View
Lewis	Power Equipment Operators- Underground Sewer & Water	Deck Engineer/deck Winches (power)	\$69.55	7A	3K	8X	View
Lewis	Power Equipment Operators- Underground Sewer & Water	Derricks: on building work	\$70.49	7A	3K	8P	View
Lewis	Power Equipment Operators- Underground Sewer & Water	Dozers D-9 & Under	\$69.02	7A	3K	8X	View
Lewis	Power Equipment Operators- Underground Sewer & Water	Drill Oilers: Auger Type, Truck Or Crane Mount	\$69.02	7A	3K	8X	View
Lewis	Power Equipment Operators- Underground Sewer & Water	Drilling Machine	\$70.88	7A	3K	8X	View
Lewis	Power Equipment Operators- Underground Sewer & Water	Elevator and man-lift: permanent and shaft type	\$66.30	7A	3K	8P	View
Lewis	Power Equipment Operators- Underground Sewer & Water	Finishing Machine, Bidwell And Gamaco & Similar Equipment	\$69.55	7A	3K	8X	View
Lewis	Power Equipment Operators- Underground Sewer & Water	Forklift: 3000 lbs and over with attachments	\$69.33	7A	3K	8P	View
Lewis	Power Equipment Operators- Underground Sewer & Water	Forklift: 3000 Lbs And Over With Attachments	\$69.02	7A	3K	8X	View

Lewis	Power Equipment Operators- Underground Sewer & Water	Forklifts: under 3000 lbs. with attachments	\$66.30	7A	3K	8P	View
Lewis	Power Equipment Operators- Underground Sewer & Water	Grade Engineer: Using Blueprints, Cut Sheets,etc.	\$69.55	7A	3K	8X	View
Lewis	Power Equipment Operators- Underground Sewer & Water	Gradechecker/stakeman	\$66.01	7A	3K	8X	View
Lewis	Power Equipment Operators- Underground Sewer & Water	Guardrail punch/Auger	\$69.55	7A	3K	8X	View
Lewis	Power Equipment Operators- Underground Sewer & Water	Hard Tail End Dump Articulating Off- Road Equipment 45 Yards. & Over	\$70.17	7A	3K	8X	View
Lewis	Power Equipment Operators- Underground Sewer & Water	Hard Tail End Dump Articulating Off-road Equipment Under 45 Yards	\$69.55	7A	3K	8X	View
Lewis	Power Equipment Operators- Underground Sewer & Water	Horizontal/directional Drill Locator	\$69.02	7A	3K	8X	View
Lewis	Power Equipment Operators- Underground Sewer & Water	Horizontal/directional Drill Operator	\$69.55	7A	3K	8X	View
Lewis	Power Equipment Operators- Underground Sewer & Water	Hydralifts/boom trucks: 10 tons and under	\$66.30	7A	3K	8P	View
Lewis	Power Equipment Operators- Underground Sewer & Water	Hydralifts/boom trucks: over 10 tons	\$69.33	7A	3K	8P	View
Lewis	Power Equipment Operators- Underground Sewer & Water	Loader, Overhead 8 Yards. & Over	\$70.88	7A	3K	8X	View
Lewis	Power Equipment Operators- Underground Sewer & Water	Loader, Overhead, 6 Yards. But Not Including 8 Yards	\$70.17	7A	3K	8X	View
Lewis	Power Equipment Operators- Underground Sewer & Water	Loaders, Overhead Under 6 Yards	\$69.55	7A	3K	8X	View
Lewis	Power Equipment Operators- Underground Sewer & Water	Loaders, Plant Feed	\$69.55	7A	3K	8X	View
Lewis	Power Equipment Operators- Underground Sewer & Water	Loaders: Elevating Type Belt	\$69.02	7A	3K	8X	View
Lewis	Power Equipment Operators- Underground Sewer & Water	Locomotives, All	\$69.55	7A	3K	8X	View
Lewis	Power Equipment Operators- Underground Sewer & Water	Material Transfer Device	\$69.55	7A	3K	8X	View
Lewis			\$71.20	7A	3K	8P	View

	Power Equipment Operators- Underground Sewer & Water	Mechanics: all (Leadmen - \$0.50 per hour over mechanic)					
Lewis	Power Equipment Operators- Underground Sewer & Water	Motor patrol graders	\$70.17	7A	3K	8X	View
Lewis	Power Equipment Operators- Underground Sewer & Water	Mucking Machine, Mole, Tunnel Drill, Boring, Road Header And/or Shield	\$70.17	7A	3K	8X	View
Lewis	Power Equipment Operators- Underground Sewer & Water	Oil Distributors, Blower Distribution & Mulch Seeding Operator	\$66.01	7A	3K	8X	View
Lewis	Power Equipment Operators- Underground Sewer & Water	Outside Hoists (elevators and manlifts), Air Tuggers, Strato	\$69.33	7A	3K	8P	View
Lewis	Power Equipment Operators- Underground Sewer & Water	Overhead, bridge type Crane: 20 tons through 44 tons	\$69.87	7A	3K	8P	View
Lewis	Power Equipment Operators- Underground Sewer & Water	Overhead, Bridge Type Crane: 20 Tons Through 44 Tons	\$69.55	7A	3K	8X	View
Lewis	Power Equipment Operators- Underground Sewer & Water	Overhead, bridge type: 100 tons and over	\$71.20	7A	3K	8P	View
Lewis	Power Equipment Operators- Underground Sewer & Water	Overhead, bridge type: 45 tons through 99 tons	\$70.49	7A	3K	8P	View
Lewis	Power Equipment Operators- Underground Sewer & Water	Pavement Breaker	\$66.01	7A	3K	8X	View
Lewis	Power Equipment Operators- Underground Sewer & Water	Pile Driver (other Than Crane Mount)	\$69.55	7A	3K	8X	View
Lewis	Power Equipment Operators- Underground Sewer & Water	Plant Oiler - Asphalt, Crusher	\$69.02	7A	3K	8X	View
Lewis	Power Equipment Operators- Underground Sewer & Water	Posthole Digger, Mechanical	\$66.01	7A	3K	8X	View
Lewis	Power Equipment Operators- Underground Sewer & Water	Power Plant	\$66.01	7A	3K	8X	View
Lewis	Power Equipment Operators- Underground Sewer & Water	Pumps - Water	\$66.01	7A	3K	8X	View
Lewis	Power Equipment Operators- Underground Sewer & Water	Quad 9, HD 41, D10 And Over	\$70.17	7A	3K	8X	View
Lewis	Power Equipment Operators- Underground Sewer & Water	Quick Tower: no cab, under 100 feet in height based to boom	\$66.30	7A	3K	8P	View
Lewis			\$70.17	7A	3K	8X	View

	Power Equipment Operators- Underground Sewer & Water	Remote Control Operator On Rubber Tired Earth Moving Equipment					
Lewis	Power Equipment Operators- Underground Sewer & Water	Rigger and Bellman	\$66.30	<u>7A</u>	<u>3K</u>	<u>8P</u>	View
Lewis	Power Equipment Operators- Underground Sewer & Water	Rigger/Signal Person, Bellman(Certified)	\$69.33	<u>7A</u>	<u>3K</u>	<u>8P</u>	View
Lewis	Power Equipment Operators- Underground Sewer & Water	Rollagon	\$70.17	<u>7A</u>	<u>3K</u>	<u>8X</u>	View
Lewis	Power Equipment Operators- Underground Sewer & Water	Roller, Other Than Plant Mix	\$66.01	<u>7A</u>	<u>3K</u>	<u>8X</u>	View
Lewis	Power Equipment Operators- Underground Sewer & Water	Roller, Plant Mix Or Multi-lift Materials	\$69.02	<u>7A</u>	<u>3K</u>	<u>8X</u>	View
Lewis	Power Equipment Operators- Underground Sewer & Water	Roto-mill, Roto-grinder	\$69.55	<u>7A</u>	<u>3K</u>	<u>8X</u>	View
Lewis	Power Equipment Operators- Underground Sewer & Water	Saws - Concrete	\$69.02	<u>7A</u>	<u>3K</u>	<u>8X</u>	View
Lewis	Power Equipment Operators- Underground Sewer & Water	Scraper, Self Propelled Under 45 Yards	\$69.55	<u>7A</u>	<u>3K</u>	<u>8X</u>	View
Lewis	Power Equipment Operators- Underground Sewer & Water	Scrapers - Concrete & Carry All	\$69.02	<u>7A</u>	<u>3K</u>	<u>8X</u>	View
Lewis	Power Equipment Operators- Underground Sewer & Water	Scrapers, Self-propelled: 45 Yards And Over	\$70.17	<u>7A</u>	<u>3K</u>	<u>8X</u>	View
Lewis	Power Equipment Operators- Underground Sewer & Water	Service Engineers: equipment	\$69.33	<u>7A</u>	<u>3K</u>	<u>8P</u>	View
Lewis	Power Equipment Operators- Underground Sewer & Water	Shotcrete/gunite Equipment	\$66.01	<u>7A</u>	<u>3K</u>	<u>8X</u>	View
Lewis	Power Equipment Operators- Underground Sewer & Water	Shovel, Excavator, Backhoe, Tractors Under 15 Metric Tons	\$69.02	<u>7A</u>	<u>3K</u>	<u>8X</u>	View
Lewis	Power Equipment Operators- Underground Sewer & Water	Shovel, Excavator, Backhoe: Over 30 Metric Tons To 50 Metric Tons	\$70.17	<u>7A</u>	<u>3K</u>	<u>8X</u>	View
Lewis	Power Equipment Operators- Underground Sewer & Water	Shovel, Excavator, Backhoes, Tractors: 15 To 30 Metric Tons	\$69.55	<u>7A</u>	<u>3K</u>	<u>8X</u>	View
Lewis	Power Equipment Operators- Underground Sewer & Water	Shovel, Excavator, Backhoes: Over 50 Metric Tons To 90 Metric Tons	\$70.88	<u>7A</u>	<u>3K</u>	<u>8X</u>	View
Lewis		Slipform Pavers	\$70.17	<u>7A</u>	<u>3K</u>	<u>8X</u>	View

	Power Equipment Operators- Underground Sewer & Water						
Lewis	Power Equipment Operators- Underground Sewer & Water	Spreader, Topsider & Screedman	\$70.17	7A	3K	8X	View
Lewis	Power Equipment Operators- Underground Sewer & Water	Subgrader Trimmer	\$69.55	7A	3K	8X	View
Lewis	Power Equipment Operators- Underground Sewer & Water	Tower Bucket Elevators	\$69.02	7A	3K	8X	View
Lewis	Power Equipment Operators- Underground Sewer & Water	Tower Crane: over 175' through 250' in height, base to boom	\$71.93	7A	3K	8P	View
Lewis	Power Equipment Operators- Underground Sewer & Water	Tower crane: up to 175' in height base to boom	\$71.20	7A	3K	8P	View
Lewis	Power Equipment Operators- Underground Sewer & Water	Tower Cranes: over 250' in height from base to boom.	\$72.63	7A	3K	8P	View
Lewis	Power Equipment Operators- Underground Sewer & Water	Transporters, All Track Or Truck Type	\$70.17	7A	3K	8X	View
Lewis	Power Equipment Operators- Underground Sewer & Water	Trenching Machines	\$69.02	7A	3K	8X	View
Lewis	Power Equipment Operators- Underground Sewer & Water	Truck Crane Oiler/Driver: 100 tons and over	\$69.87	7A	3K	8P	View
Lewis	Power Equipment Operators- Underground Sewer & Water	Truck crane oiler/driver: under 100 tons	\$69.33	7A	3K	8P	View
Lewis	Power Equipment Operators- Underground Sewer & Water	Truck Mount Portable Conveyor	\$69.55	7A	3K	8X	View
Lewis	Power Equipment Operators- Underground Sewer & Water	Welder	\$70.49	7A	3K	8P	View
Lewis	Power Equipment Operators- Underground Sewer & Water	Wheel Tractors, Farmall Type	\$66.01	7A	3K	8X	View
Lewis	Power Equipment Operators- Underground Sewer & Water	Yo Yo Pay Dozer	\$69.55	7A	3K	8X	View
Lewis	Power Line Clearance Tree Trimmers	Journey Level In Charge	\$53.10	5A	4A		View
Lewis	Power Line Clearance Tree Trimmers	Spray Person	\$50.40	5A	4A		View
Lewis	Power Line Clearance Tree Trimmers	Tree Equipment Operator	\$53.10	5A	4A		View
Lewis	Power Line Clearance Tree Trimmers	Tree Trimmer	\$47.48	5A	4A		View

Lewis	Power Line Clearance Tree Trimmers	Tree Trimmer Groundperson	\$36.10	<u>5A</u>	<u>4A</u>		View
Lewis	Refrigeration & Air Conditioning Mechanics	Journey Level	\$77.96	<u>5A</u>	<u>1G</u>		View
Lewis	Residential Brick Mason	Journey Level	\$21.96		<u>1</u>		View
Lewis	Residential Carpenters	Journey Level	\$24.89		<u>1</u>		View
Lewis	Residential Cement Masons	Journey Level	\$16.79		<u>1</u>		View
Lewis	Residential Drywall Applicators	Journey Level	\$36.07		<u>1</u>		View
Lewis	Residential Drywall Tapers	Journey Level	\$24.48		<u>1</u>		View
Lewis	Residential Electricians	Journey Level	\$36.53	<u>5A</u>	<u>1B</u>		View
Lewis	Residential Glaziers	Journey Level	\$25.40		<u>1</u>		View
Lewis	Residential Insulation Applicators	Journey Level	\$17.05		<u>1</u>		View
Lewis	Residential Laborers	Journey Level	\$23.10		<u>1</u>		View
Lewis	Residential Marble Setters	Journey Level	\$21.96		<u>1</u>		View
Lewis	Residential Painters	Journey Level	\$18.76		<u>1</u>		View
Lewis	Residential Plumbers & Pipefitters	Journey Level	\$26.35		<u>1</u>		View
Lewis	Residential Refrigeration & Air Conditioning Mechanics	Journey Level	\$32.14		<u>1</u>		View
Lewis	Residential Sheet Metal Workers	Journey Level	\$33.28		<u>1</u>		View
Lewis	Residential Soft Floor Layers	Journey Level	\$14.86		<u>1</u>		View
Lewis	Residential Sprinkler Fitters (Fire Protection)	Journey Level	\$20.28		<u>1</u>		View
Lewis	Residential Stone Masons	Journey Level	\$21.96		<u>1</u>		View
Lewis	Residential Terrazzo Workers	Journey Level	\$14.86		<u>1</u>		View
Lewis	Residential Terrazzo/Tile Finishers	Journey Level	\$14.86		<u>1</u>		View
Lewis	Residential Tile Setters	Journey Level	\$14.86		<u>1</u>		View
Lewis	Roofers	Journey Level	\$54.62	<u>5A</u>	<u>20</u>		View
Lewis	Roofers	Using Irritable Bituminous Materials	\$57.62	<u>5A</u>	<u>20</u>		View
Lewis	Sheet Metal Workers	Journey Level (Field or Shop)	\$89.61	<u>7F</u>	<u>1E</u>		View
Lewis	Sign Makers & Installers (Electrical)	Journey Level	\$18.04		<u>1</u>		View
Lewis	Sign Makers & Installers (Non-Electrical)	Journey Level	\$52.39	<u>7A</u>	<u>4V</u>	<u>8Y</u>	View
Lewis	Soft Floor Layers	Journey Level	\$51.07	<u>5A</u>	<u>3J</u>		View
Lewis	Solar Controls For Windows	Journey Level	\$13.50		<u>1</u>		View
Lewis	Sprinkler Fitters (Fire Protection)	Journey Level	\$65.49	<u>7J</u>	<u>1R</u>		View
Lewis	Stage Rigging Mechanics (Non Structural)	Journey Level	\$13.50		<u>1</u>		View
Lewis	Stone Masons	Journey Level	\$60.57	<u>7E</u>	<u>1N</u>		View

Lewis	Street And Parking Lot Sweeper Workers	Journey Level	\$16.00		<u>1</u>		View
Lewis	Surveyors	Chain Person	\$68.39	<u>7A</u>	<u>3K</u>		View
Lewis	Surveyors	Instrument Person	\$69.02	<u>7A</u>	<u>3K</u>		View
Lewis	Surveyors	Party Chief	\$70.17	<u>7A</u>	<u>3K</u>		View
Lewis	Telecommunication Technicians	Journey Level	\$46.47	<u>6Z</u>	<u>1B</u>		View
Lewis	Telephone Line Construction - Outside	Cable Splicer	\$41.81	<u>5A</u>	<u>2B</u>		View
Lewis	Telephone Line Construction - Outside	Hole Digger/Ground Person	\$23.53	<u>5A</u>	<u>2B</u>		View
Lewis	Telephone Line Construction - Outside	Installer (Repairer)	\$40.09	<u>5A</u>	<u>2B</u>		View
Lewis	Telephone Line Construction - Outside	Special Aparatus Installer I	\$41.81	<u>5A</u>	<u>2B</u>		View
Lewis	Telephone Line Construction - Outside	Special Apparatus Installer II	\$40.99	<u>5A</u>	<u>2B</u>		View
Lewis	Telephone Line Construction - Outside	Telephone Equipment Operator (Heavy)	\$41.81	<u>5A</u>	<u>2B</u>		View
Lewis	Telephone Line Construction - Outside	Telephone Equipment Operator (Light)	\$38.92	<u>5A</u>	<u>2B</u>		View
Lewis	Telephone Line Construction - Outside	Telephone Lineperson	\$38.92	<u>5A</u>	<u>2B</u>		View
Lewis	Telephone Line Construction - Outside	Television Groundperson	\$22.32	<u>5A</u>	<u>2B</u>		View
Lewis	Telephone Line Construction - Outside	Television Lineperson/Installer	\$29.60	<u>5A</u>	<u>2B</u>		View
Lewis	Telephone Line Construction - Outside	Television System Technician	\$35.20	<u>5A</u>	<u>2B</u>		View
Lewis	Telephone Line Construction - Outside	Television Technician	\$31.67	<u>5A</u>	<u>2B</u>		View
Lewis	Telephone Line Construction - Outside	Tree Trimmer	\$38.92	<u>5A</u>	<u>2B</u>		View
Lewis	Terrazzo Workers	Journey Level	\$55.71	<u>7E</u>	<u>1N</u>		View
Lewis	Tile Setters	Journey Level	\$55.71	<u>7E</u>	<u>1N</u>		View
Lewis	Tile, Marble & Terrazzo Finishers	Finisher	\$46.54	<u>7E</u>	<u>1N</u>		View
Lewis	Traffic Control Stripers	Journey Level	\$49.13	<u>7A</u>	<u>1K</u>		View
Lewis	Truck Drivers	Asphalt Mix Over 16 Yards	\$63.80	<u>5D</u>	<u>4Y</u>	<u>8L</u>	View
Lewis	Truck Drivers	Asphalt Mix To 16 Yards	\$62.96	<u>5D</u>	<u>4Y</u>	<u>8L</u>	View
Lewis	Truck Drivers	Dump Truck	\$62.96	<u>5D</u>	<u>4Y</u>	<u>8L</u>	View
Lewis	Truck Drivers	Dump Truck & Trailer	\$63.80	<u>5D</u>	<u>4Y</u>	<u>8L</u>	View
Lewis	Truck Drivers	Other Trucks	\$63.80	<u>5D</u>	<u>4Y</u>	<u>8L</u>	View
Lewis	Truck Drivers - Ready Mix	Transit Mix	\$63.80	<u>5D</u>	<u>4Y</u>	<u>8L</u>	View
Lewis	Well Drillers & Irrigation Pump Installers	Irrigation Pump Installer	\$18.18		<u>1</u>		View
Lewis	Well Drillers & Irrigation Pump Installers	Oiler	\$13.50		<u>1</u>		View
Lewis	Well Drillers & Irrigation Pump Installers	Well Driller	\$18.00		<u>1</u>		View

Benefit Code Key – Effective 3/4/2020 thru 9/1/2020

Overtime Codes

Overtime calculations are based on the hourly rate actually paid to the worker. On public works projects, the hourly rate must be not less than the prevailing rate of wage minus the hourly rate of the cost of fringe benefits actually provided for the worker.

1. ALL HOURS WORKED IN EXCESS OF EIGHT (8) HOURS PER DAY OR FORTY (40) HOURS PER WEEK SHALL BE PAID AT ONE AND ONE-HALF TIMES THE HOURLY RATE OF WAGE.
 - B. All hours worked on Saturdays shall be paid at one and one-half times the hourly rate of wage. All hours worked on Sundays and holidays shall be paid at double the hourly rate of wage.
 - C. The first two (2) hours after eight (8) regular hours Monday through Friday and the first ten (10) hours on Saturday shall be paid at one and one-half times the hourly rate of wage. All other overtime hours and all hours worked on Sundays and holidays shall be paid at double the hourly rate of wage.
 - D. The first two (2) hours before or after a five-eight (8) hour workweek day or a four-ten (10) hour workweek day and the first eight (8) hours worked the next day after either workweek shall be paid at one and one-half times the hourly rate of wage. All additional hours worked and all worked on Sundays and holidays shall be paid at double the hourly rate of wage.
 - E. The first two (2) hours after eight (8) regular hours Monday through Friday and the first eight (8) hours on Saturday shall be paid at one and one-half times the hourly rate of wage. All other hours worked Monday through Saturday, and all hours worked on Sundays and holidays shall be paid at double the hourly rate of wage.
 - F. The first two (2) hours after eight (8) regular hours Monday through Friday and the first ten (10) hours on Saturday shall be paid at one and one-half times the hourly rate of wage. All other overtime hours worked, except Labor Day, shall be paid at double the hourly rate of wage. All hours worked on Labor Day shall be paid at three times the hourly rate of wage.
 - G. The first ten (10) hours worked on Saturdays and the first ten (10) hours worked on a fifth calendar weekday in a four-ten hour schedule, shall be paid at one and one-half times the hourly rate of wage. All hours worked in excess of ten (10) hours per day Monday through Saturday and all hours worked on Sundays and holidays shall be paid at double the hourly rate of wage.
 - H. All hours worked on Saturdays (except makeup days if work is lost due to inclement weather conditions or equipment breakdown) shall be paid at one and one-half times the hourly rate of wage. All hours worked Monday through Saturday over twelve (12) hours and all hours worked on Sundays and holidays shall be paid at double the hourly rate of wage.
 - I. All hours worked on Sundays and holidays shall also be paid at double the hourly rate of wage.
 - J. The first two (2) hours after eight (8) regular hours Monday through Friday and the first ten (10) hours on Saturday shall be paid at one and one-half times the hourly rate of wage. All hours worked over ten (10) hours Monday through Saturday, Sundays and holidays shall be paid at double the hourly rate of wage.
 - K. All hours worked on Saturdays and Sundays shall be paid at one and one-half times the hourly rate of wage. All hours worked on holidays shall be paid at double the hourly rate of wage.
 - M. All hours worked on Saturdays (except makeup days if work is lost due to inclement weather conditions) shall be paid at one and one-half times the hourly rate of wage. All hours worked on Sundays and holidays shall be paid at double the hourly rate of wage.
 - N. All hours worked on Saturdays (except makeup days) shall be paid at one and one-half times the hourly rate of wage. All hours worked on Sundays and holidays shall be paid at double the hourly rate of wage.

Overtime Codes Continued

- I. O. The first ten (10) hours worked on Saturday shall be paid at one and one-half times the hourly rate of wage. All hours worked on Sundays, holidays and after twelve (12) hours, Monday through Friday and after ten (10) hours on Saturday shall be paid at double the hourly rate of wage.
- P. All hours worked on Saturdays (except makeup days if circumstances warrant) and Sundays shall be paid at one and one-half times the hourly rate of wage. All hours worked on holidays shall be paid at double the hourly rate of wage.
- Q. The first two (2) hours after eight (8) regular hours Monday through Friday and up to ten (10) hours worked on Saturdays shall be paid at one and one-half times the hourly rate of wage. All hours worked in excess of ten (10) hours per day Monday through Saturday and all hours worked on Sundays and holidays (except Christmas day) shall be paid at double the hourly rate of wage. All hours worked on Christmas day shall be paid at two and one-half times the hourly rate of wage.
- R. All hours worked on Sundays and holidays shall be paid at two times the hourly rate of wage.
- S. The first two (2) hours after eight (8) regular hours Monday through Friday and the first eight (8) hours on Saturday shall be paid at one and one-half times the hourly rate of wage. All hours worked on holidays and all other overtime hours worked, except Labor Day, shall be paid at double the hourly rate of wage. All hours worked on Labor Day shall be paid at three times the hourly rate of wage.
- U. All hours worked on Saturdays shall be paid at one and one-half times the hourly rate of wage. All hours worked on Sundays and holidays (except Labor Day) shall be paid at two times the hourly rate of wage. All hours worked on Labor Day shall be paid at three times the hourly rate of wage.
- V. All hours worked on Sundays and holidays (except Thanksgiving Day and Christmas day) shall be paid at one and one-half times the hourly rate of wage. All hours worked on Thanksgiving Day and Christmas day shall be paid at double the hourly rate of wage.
- W. All hours worked on Saturdays and Sundays (except make-up days due to conditions beyond the control of the employer)) shall be paid at one and one-half times the hourly rate of wage. All hours worked on holidays shall be paid at double the hourly rate of wage.
- X. The first four (4) hours after eight (8) regular hours Monday through Friday and the first twelve (12) hours on Saturday shall be paid at one and one-half times the hourly rate of wage. All hours worked over twelve (12) hours Monday through Saturday, Sundays and holidays shall be paid at double the hourly rate of wage. When holiday falls on Saturday or Sunday, the day before Saturday, Friday, and the day after Sunday, Monday, shall be considered the holiday and all work performed shall be paid at double the hourly rate of wage.
- Y. All hours worked outside the hours of 5:00 am and 5:00 pm (or such other hours as may be agreed upon by any employer and the employee) and all hours worked in excess of eight (8) hours per day (10 hours per day for a 4 x 10 workweek) and on Saturdays and holidays (except labor day) shall be paid at one and one-half times the hourly rate of wage. (except for employees who are absent from work without prior approval on a scheduled workday during the workweek shall be paid at the straight-time rate until they have worked 8 hours in a day (10 in a 4 x 10 workweek) or 40 hours during that workweek.) All hours worked Monday through Saturday over twelve (12) hours and all hours worked on Sundays and Labor Day shall be paid at double the hourly rate of wage.
- Z. All hours worked on Saturdays and Sundays shall be paid at one and one-half times the hourly rate of wage. All hours worked on holidays shall be paid the straight time rate of pay in addition to holiday pay.

Overtime Codes Continued

2. ALL HOURS WORKED IN EXCESS OF EIGHT (8) HOURS PER DAY OR FORTY (40) HOURS PER WEEK SHALL BE PAID AT ONE AND ONE-HALF TIMES THE HOURLY RATE OF WAGE.
- B. All hours worked on holidays shall be paid at one and one-half times the hourly rate of wage.
 - C. All hours worked on Sundays shall be paid at one and one-half times the hourly rate of wage. All hours worked on holidays shall be paid at two times the hourly rate of wage.
 - F. The first eight (8) hours worked on holidays shall be paid at the straight hourly rate of wage in addition to the holiday pay. All hours worked in excess of eight (8) hours on holidays shall be paid at double the hourly rate of wage.
 - G. All hours worked on Sunday shall be paid at two times the hourly rate of wage. All hours worked on paid holidays shall be paid at two and one-half times the hourly rate of wage including holiday pay.
 - H. All hours worked on Sunday shall be paid at two times the hourly rate of wage. All hours worked on holidays shall be paid at one and one-half times the hourly rate of wage.
 - O. All hours worked on Sundays and holidays shall be paid at one and one-half times the hourly rate of wage.
 - R. All hours worked on Sundays and holidays and all hours worked over sixty (60) in one week shall be paid at double the hourly rate of wage.
 - U. All hours worked on Saturdays shall be paid at one and one-half times the hourly rate of wage. All hours worked over 12 hours in a day or on Sundays and holidays shall be paid at double the hourly rate of wage.
 - W. The first two (2) hours after eight (8) regular hours Monday through Friday and the first eight (8) hours on Saturday shall be paid at one and one-half times the hourly rate of wage. All other hours worked Monday through Saturday, and all hours worked on Sundays and holidays shall be paid at double the hourly rate of wage. On a four-day, ten-hour weekly schedule, either Monday thru Thursday or Tuesday thru Friday schedule, all hours worked after ten shall be paid at double the hourly rate of wage. The first eight (8) hours worked on the fifth day shall be paid at one and one-half times the hourly rate of wage. All other hours worked on the fifth, sixth, and seventh days and on holidays shall be paid at double the hourly rate of wage.
3. ALL HOURS WORKED IN EXCESS OF EIGHT (8) HOURS PER DAY OR FORTY (40) HOURS PER WEEK SHALL BE PAID AT ONE AND ONE-HALF TIMES THE HOURLY RATE OF WAGE.
- A. Work performed in excess of eight (8) hours of straight time per day, or ten (10) hours of straight time per day when four ten (10) hour shifts are established, or forty (40) hours of straight time per week, Monday through Friday, or outside the normal shift, and all work on Saturdays shall be paid at time and one-half the straight time rate. Hours worked over twelve hours (12) in a single shift and all work performed after 6:00 pm Saturday to 6:00 am Monday and holidays shall be paid at double the straight time rate of pay. Any shift starting between the hours of 6:00 pm and midnight shall receive an additional one dollar (\$1.00) per hour for all hours worked that shift. The employer shall have the sole discretion to assign overtime work to employees. Primary consideration for overtime work shall be given to employees regularly assigned to the work to be performed on overtime situations. After an employee has worked eight (8) hours at an applicable overtime rate, all additional hours shall be at the applicable overtime rate until such time as the employee has had a break of eight (8) hours or more.
 - C. Work performed in excess of eight (8) hours of straight time per day, or ten (10) hours of straight time per day when four ten (10) hour shifts are established, or forty (40) hours of straight time per week, Monday through Friday, or outside the normal shift, and all work on Saturdays shall be paid at one and one-half times the hourly rate of wage. All work performed after 6:00 pm Saturday to 5:00 am Monday and Holidays shall be paid at double the hourly rate of wage. After an employee has worked eight (8) hours at an applicable overtime rate, all additional hours shall be at the applicable overtime rate until such time as the employee has had a break of eight (8) hours or more.

Overtime Codes Continued

3.
 - E. All hours worked Sundays and holidays shall be paid at double the hourly rate of wage. Each week, once 40 hours of straight time work is achieved, then any hours worked over 10 hours per day Monday through Saturday shall be paid at double the hourly wage rate.
 - F. All hours worked on Saturday shall be paid at one and one-half times the hourly rate of wage. All hours worked on Sunday shall be paid at two times the hourly rate of wage. All hours worked on paid holidays shall be paid at two and one-half times the hourly rate of wage including holiday pay.
 - H. All work performed on Sundays between March 16th and October 14th and all Holidays shall be compensated for at two (2) times the regular rate of pay. Work performed on Sundays between October 15th and March 15th shall be compensated at one and one half (1-1/2) times the regular rate of pay.
 - J. All hours worked between the hours of 10:00 pm and 5:00 am, Monday through Friday, and all hours worked on Saturdays shall be paid at a one and one-half times the hourly rate of wage. All hours worked on Sundays and holidays shall be paid at double the hourly rate of wage.
 - K. Work performed in excess of eight (8) hours of straight time per day, or ten (10) hours of straight time per day when four ten (10) hour shifts are established, or forty (40) hours of straight time per week, Monday through Friday, or outside the normal 5 am to 6pm shift, and all work on Saturdays shall be paid at one and one-half times the hourly rate of wage. All work performed after 6:00 pm Saturday to 5:00 am Monday and Holidays, and all hours worked in excess of twelve (12) hours in a single shift shall be paid at double the hourly rate of wage.

After an employee has worked eight (8) hours at an applicable overtime rate, all additional hours shall be at the applicable overtime rate until such time as the employee has had a break of eight (8) hours or more. When an employee returns to work without at least eight (8) hours time off since their previous shift, all such time shall be a continuation of shift and paid at the applicable overtime rate until he/she shall have the eight (8) hours rest period.

4. ALL HOURS WORKED IN EXCESS OF EIGHT (8) HOURS PER DAY OR FORTY (40) HOURS PER WEEK SHALL BE PAID AT ONE AND ONE-HALF TIMES THE HOURLY RATE OF WAGE.
 - A. All hours worked in excess of eight (8) hours per day or forty (40) hours per week shall be paid at double the hourly rate of wage. All hours worked on Saturdays, Sundays and holidays shall be paid at double the hourly rate of wage.
 - B. All hours worked over twelve (12) hours per day and all hours worked on holidays shall be paid at double the hourly rate of wage.
 - C. On Monday through Friday, the first four (4) hours of overtime after eight (8) hours of straight time work shall be paid at one and one half (1-1/2) times the straight time rate of pay, unless a four (4) day ten (10) hour workweek has been established. On a four (4) day ten (10) hour workweek scheduled Monday through Thursday, or Tuesday through Friday, the first two (2) hours of overtime after ten (10) hours of straight time work shall be paid at one and one half (1-1/2) times the straight time rate of pay. On Saturday, the first twelve (12) hours of work shall be paid at one and one half (1-1/2) times the straight time rate of pay, except that if the job is down on Monday through Friday due to weather conditions or other conditions outside the control of the employer, the first ten (10) hours on Saturday may be worked at the straight time rate of pay. All hours worked over twelve (12) hours in a day and all hours worked on Sunday and Holidays shall be paid at two (2) times the straight time rate of pay.

Overtime Codes Continued

4. D. All hours worked in excess of eight (8) hours per day or forty (40) hours per week shall be paid at double the hourly rate of wage. All hours worked on Saturday, Sundays and holidays shall be paid at double the hourly rate of pay. Rates include all members of the assigned crew.

EXCEPTION:

On all multipole structures and steel transmission lines, switching stations, regulating, capacitor stations, generating plants, industrial plants, associated installations and substations, except those substations whose primary function is to feed a distribution system, will be paid overtime under the following rates:

The first two (2) hours after eight (8) regular hours Monday through Friday of overtime on a regular workday, shall be paid at one and one-half times the hourly rate of wage. All hours in excess of ten (10) hours will be at two (2) times the hourly rate of wage. The first eight (8) hours worked on Saturday will be paid at one and one-half (1-1/2) times the hourly rate of wage. All hours worked in excess of eight (8) hours on Saturday, and all hours worked on Sundays and holidays will be at the double the hourly rate of wage.

All overtime eligible hours performed on the above described work that is energized, shall be paid at the double the hourly rate of wage.

- E. The first two (2) hours after eight (8) regular hours Monday through Friday and the first eight (8) hours on Saturday shall be paid at one and one-half times the hourly rate of wage. All other hours worked Monday through Saturday, and all hours worked on Sundays and holidays shall be paid at double the hourly rate of wage.

On a four-day, ten-hour weekly schedule, either Monday thru Thursday or Tuesday thru Friday schedule, all hours worked after ten shall be paid at double the hourly rate of wage. The Monday or Friday not utilized in the normal four-day, ten hour work week, and Saturday shall be paid at one and one half (1½) times the regular shift rate for the first eight (8) hours. All other hours worked Monday through Saturday, and all hours worked on Sundays and holidays shall be paid at double the hourly rate of wage.

- F. All hours worked between the hours of 6:00 pm and 6:00 am, Monday through Saturday, shall be paid at a premium rate of 20% over the hourly rate of wage. All hours worked on Sundays shall be paid at one and one-half times the hourly rate of wage. All hours worked on holidays shall be paid at double the hourly rate of wage.

- G. All hours worked on Saturdays shall be paid at one and one-half times the hourly rate of wage. All hours worked Monday through Saturday over twelve (12) hours and all hours worked on Sundays and holidays shall be paid at double the hourly rate of wage.

- H. The first two (2) hours after eight (8) regular hours Monday through Friday and the first eight (8) hours on Saturday shall be paid at one and one-half times the hourly rate of wage. All other overtime hours worked, except Labor Day, and all hours on Sunday shall be paid at double the hourly rate of wage. All hours worked on Labor Day shall be paid at three times the hourly rate of wage.

- I. The First eight (8) hours worked on Saturdays shall be paid at one and one-half times the hourly rate of wage. All hours worked in excess of eight (8) per day on Saturdays shall be paid at double the hourly rate of wage. All hours worked on Sundays and holidays shall be paid at double the hourly rate of wage.

- J. The first eight (8) hours worked on a Saturday shall be paid at one and one-half times the hourly rate of wage. All hours worked in excess of eight (8) hours on a Saturday shall be paid at double the hourly rate of wage. All hours worked over twelve (12) in a day, and all hours worked on Sundays and Holidays shall be paid at double the hourly rate of wage.

- K. All hours worked on a Saturday shall be paid at one and one-half times the hourly rate of wage, so long as Saturday is the sixth consecutive day worked. All hours worked over twelve (12) in a day Monday through Saturday, and all hours worked on Sundays and Holidays shall be paid at double the hourly rate of wage.

Overtime Codes Continued

4. L. The first twelve (12) hours worked on a Saturday shall be paid at one and one-half times the hourly rate of wage. All hours worked on a Saturday in excess of twelve (12) hours shall be paid at double the hourly rate of pay. All hours worked over twelve (12) in a day Monday through Friday, and all hours worked on Sundays shall be paid at double the hourly rate of wage. All hours worked on a holiday shall be paid at one and one-half times the hourly rate of wage, except that all hours worked on Labor Day shall be paid at double the hourly rate of pay.
- M. All hours worked on Sunday and Holidays shall be paid at double the hourly rate. Any employee reporting to work less than nine (9) hours from their previous quitting time shall be paid for such time at time and one-half times the hourly rate.
- N. All hours worked on Saturdays shall be paid at one and one-half times the hourly rate of wage. All hours worked on Sundays and holidays, and all work performed between the hours of midnight (12:00 AM) and eight AM (8:00 AM) every day shall be paid at double the hourly rate of wage.
- O. All hours worked between midnight Friday to midnight Sunday shall be paid at one and one-half the hourly rate of wage. After an employee has worked in excess of eight (8) continuous hours in any one or more calendar days, all additional hours shall be at the applicable overtime rate until such time as the employee has had a break of six (6) hours or more. All hours worked on Holidays shall be paid at double the hourly rate of wage.
- P. All hours worked on Holidays shall be paid at one and one-half times the hourly rate of wage.
- Q. The first four (4) hours after eight (8) regular hours Monday through Friday and the first eight (8) hours on Saturday shall be paid at one and one-half times the hourly rate of wage. All hours worked over twelve (12) hours Monday through Saturday shall be paid at double the hourly rate. All hours worked on Sundays and holidays shall be paid at double the hourly rate of wage.
- R. All hours worked on Saturdays shall be paid at one and one-half times the hourly rate of wage, so long as Saturday is the sixth consecutive day worked. All hours worked on Sundays and holidays shall be paid at double the hourly rate of wage.
- S. All hours worked on Saturdays and Holidays shall be paid at one and one-half times the hourly rate of wage. All hours worked on Sundays shall be paid at double the hourly rate of wage.
- T. The first two (2) hours of overtime for hours worked Monday-Friday shall be paid at one and one-half times the hourly rate of wage. All hours worked in excess of ten (10) hours per day shall be paid at double the hourly rate of wage. All hours worked on Sundays and holidays shall be paid at double the hourly rate of wage. For work on Saturday which is scheduled prior to the end of shift on Friday, the first six (6) hours work shall be paid at one and one-half times the hourly rate of wage, and all hours over (6) shall be paid double the hourly rate of wage. For work on Saturday which was assigned following the close of shift on Friday, all work shall be paid at double the hourly rate of wage.
- U. The first four (4) hours after eight (8) regular hours Monday through Friday and the first twelve (12) hours on Saturday shall be paid at one and one-half times the hourly rate of wage. (Except on makeup days if work is lost due to inclement weather, then the first eight (8) hours on Saturday may be paid the regular rate.) All hours worked over twelve (12) hours Monday through Saturday, and all hours worked on Sundays and holidays shall be paid at double the hourly rate of wage.

Overtime Codes Continued

4. V. Work performed in excess of ten (10) hours of straight time per day when four ten (10) hour shifts are established or outside the normal shift (5 am to 6pm), and all work on Saturdays, except for make-up days shall be paid at time and one-half (1 ½) the straight time rate.

In the event the job is down due to weather conditions, then Saturday may, be worked as a voluntary make-up day at the straight time rate. However, Saturday shall not be utilized as a make-up day when a holiday falls on Friday. All work performed on Sundays and holidays and work in excess of twelve (12) hours per day shall be paid at double (2x) the straight time rate of pay.

After an employee has worked eight (8) hours at an applicable overtime rate, all additional hours shall be at the applicable overtime rate until such time as the employee has had a break of eight (8) hours.

When an employee returns to work without a break of eight (8) hours since their previous shift, all such time shall be a continuation of shift and paid at the applicable overtime rate until such time as the employee has had a break of eight (8) hours.

- W. All hours worked on Saturdays (except makeup days if work is lost due to inclement weather conditions) shall be paid at one and one-half times the hourly rate of wage. All hours worked on Sundays and holidays shall be paid at double the hourly rate of wage.

When an employee returns to work without at least eight (8) hours time off since their previous shift, all such time shall be a continuation of shift and paid at the applicable overtime rate until such time as the employee has had a break of eight (8) hours.

- X. All hours worked on Saturdays shall be paid at one and one-half times the hourly rate of wage. All hours worked on Sundays and holidays shall be paid at double the hourly rate of wage. Work performed outside the normal shift of 6 am to 6pm shall be paid at one and one-half the straight time rate, (except for special shifts or three shift operations). All work performed on Sundays and holidays shall be paid at double the hourly rate of wage. Shifts may be established when considered necessary by the Employer.

The Employer may establish shifts consisting of eight (8) or ten (10) hours of work (subject to WAC 296-127-022), that shall constitute a normal forty (40) hour work week. The Employer can change from a 5-eight to a 4-ten hour schedule or back to the other. All hours of work on these shifts shall be paid for at the straight time hourly rate. Work performed in excess of eight hours (or ten hours per day (subject to WAC 296-127-022) shall be paid at one and one-half the straight time rate.

When due to conditions beyond the control of the Employer, or when contract specifications require that work can only be performed outside the regular day shift, then by mutual agreement a special shift may be worked at the straight time rate, eight (8) hours work for eight (8) hours pay. The starting time shall be arranged to fit such conditions of work.

When an employee returns to work without at a break of eight (8) hours since their previous shift, all such time shall be a continuation of shift and paid at the applicable overtime rate until such time as the employee has had a break of eight (8) hours.

Overtime Codes Continued

4. Y. Work performed in excess of eight (8) hours of straight time per day, or ten (10) hours of straight time per day when four ten (10) hour shifts are established, or forty (40) hours of straight time per week, Monday through Friday, or outside the normal shift, and all work on Saturdays shall be paid at time and one-half the straight time rate. All work performed after 6:00 pm Saturday to 6:00 am Monday and holidays shall be paid at double the straight time rate of pay.

Any shift starting between the hours of 6:00 pm and midnight shall receive an additional one dollar (\$1.00) per hour for all hours worked that shift.

After an employee has worked eight (8) hours at an applicable overtime rate, all additional hours shall be at the applicable overtime rate until such time as the employee has had a break of eight (8) hours or more.

Holiday Codes

5. A. Holidays: New Year's Day, Memorial Day, Independence Day, Labor Day, Thanksgiving Day, Friday after Thanksgiving Day, and Christmas Day (7).
- B. Holidays: New Year's Day, Memorial Day, Independence Day, Labor Day, Thanksgiving Day, Friday after Thanksgiving Day, the day before Christmas, and Christmas Day (8).
- C. Holidays: New Year's Day, Presidents' Day, Memorial Day, Independence Day, Labor Day, Thanksgiving Day, the Friday after Thanksgiving Day, And Christmas Day (8).
- D. Holidays: New Year's Day, Memorial Day, Independence Day, Labor Day, Thanksgiving Day, the Friday and Saturday after Thanksgiving Day, And Christmas Day (8).
- H. Holidays: New Year's Day, Memorial Day, Independence Day, Thanksgiving Day, the Day after Thanksgiving Day, And Christmas (6).
- I. Holidays: New Year's Day, Memorial Day, Independence Day, Labor Day, Thanksgiving Day, and Christmas Day (6).
- J. Holidays: New Year's Day, Memorial Day, Independence Day, Thanksgiving Day, Friday after Thanksgiving Day, Christmas Eve Day, And Christmas Day (7).
- K. Holidays: New Year's Day, Presidents' Day, Memorial Day, Independence Day, Labor Day, Thanksgiving Day, Friday After Thanksgiving Day, The Day Before Christmas, And Christmas Day (9).
- L. Holidays: New Year's Day, Martin Luther King Jr. Day, Memorial Day, Independence Day, Labor Day, Thanksgiving Day, Friday after Thanksgiving Day, And Christmas Day (8).
- N. Holidays: New Year's Day, Presidents' Day, Memorial Day, Independence Day, Labor Day, Veterans' Day, Thanksgiving Day, The Friday After Thanksgiving Day, And Christmas Day (9).
- P. Holidays: New Year's Day, Memorial Day, Independence Day, Labor Day, Thanksgiving Day, Friday And Saturday After Thanksgiving Day, The Day Before Christmas, And Christmas Day (9). If A Holiday Falls On Sunday, The Following Monday Shall Be Considered As A Holiday.
- Q. Paid Holidays: New Year's Day, Memorial Day, Independence Day, Labor Day, Thanksgiving Day, and Christmas Day (6).

Benefit Code Key – Effective 3/4/2020 thru 9/1/2020

Holiday Codes Continued

5. R. Paid Holidays: New Year's Day, Memorial Day, Independence Day, Labor Day, Thanksgiving Day, Day After Thanksgiving Day, One-Half Day Before Christmas Day, And Christmas Day. (7 1/2).
- S. Paid Holidays: New Year's Day, Presidents' Day, Memorial Day, Independence Day, Labor Day, Thanksgiving Day, And Christmas Day (7).
- T. Paid Holidays: New Year's Day, Washington's Birthday, Memorial Day, Independence Day, Labor Day, Thanksgiving Day, The Friday After Thanksgiving Day, Christmas Day, And The Day Before Or After Christmas (9).
- Z. Holidays: New Year's Day, Memorial Day, Independence Day, Labor Day, Veterans Day, Thanksgiving Day, the Friday after Thanksgiving Day, And Christmas Day (8).
6. A. Paid Holidays: New Year's Day, Presidents' Day, Memorial Day, Independence Day, Labor Day, Thanksgiving Day, the Friday after Thanksgiving Day, And Christmas Day (8).
- E. Paid Holidays: New Year's Day, Day Before Or After New Year's Day, Presidents Day, Memorial Day, Independence Day, Labor Day, Thanksgiving Day, the Friday after Thanksgiving Day, Christmas Day, and a Half-Day On Christmas Eve Day. (9 1/2).
- G. Paid Holidays: New Year's Day, Martin Luther King Jr. Day, Presidents' Day, Memorial Day, Independence Day, Labor Day, Veterans' Day, Thanksgiving Day, the Friday after Thanksgiving Day, Christmas Day, and Christmas Eve Day (11).
- H. Paid Holidays: New Year's Day, New Year's Eve Day, Memorial Day, Independence Day, Labor Day, Thanksgiving Day, Friday After Thanksgiving Day, Christmas Day, The Day After Christmas, And A Floating Holiday (10).
- I. Paid Holidays: New Year's Day, Memorial Day, Independence Day, Labor Day, Thanksgiving Day, Friday After Thanksgiving Day, And Christmas Day (7).
- T. Paid Holidays: New Year's Day, Presidents' Day, Memorial Day, Independence Day, Labor Day, Thanksgiving Day, The Friday After Thanksgiving Day, The Last Working Day Before Christmas Day, And Christmas Day (9).
- Z. Holidays: New Year's Day, Memorial Day, Independence Day, Labor Day, Thanksgiving Day, Friday after Thanksgiving Day, And Christmas Day (7). If a holiday falls on Saturday, the preceding Friday shall be considered as the holiday. If a holiday falls on Sunday, the following Monday shall be considered as the holiday.
7. A. Holidays: New Year's Day, Memorial Day, Independence Day, Labor Day, Thanksgiving Day, the Friday and Saturday after Thanksgiving Day, And Christmas Day (8). Any Holiday Which Falls On A Sunday Shall Be Observed As A Holiday On The Following Monday. If any of the listed holidays falls on a Saturday, the preceding Friday shall be a regular work day.
- B. Holidays: New Year's Day, Memorial Day, Independence Day, Labor Day, Thanksgiving Day, the Friday and Saturday after Thanksgiving Day, And Christmas Day (8). Any holiday which falls on a Sunday shall be observed as a holiday on the following Monday. Any holiday which falls on a Saturday shall be observed as a holiday on the preceding Friday.
- C. Holidays: New Year's Day, Martin Luther King Jr. Day, Memorial Day, Independence Day, Labor Day, Thanksgiving Day, the Friday after Thanksgiving Day, And Christmas Day (8). Any holiday which falls on a Sunday shall be observed as a holiday on the following Monday. Any holiday which falls on a Saturday shall be observed as a holiday on the preceding Friday.

Holiday Codes Continued

7. D. Paid Holidays: New Year's Day, Memorial Day, Independence Day, Labor Day, Veteran's Day, Thanksgiving Day, the Friday after Thanksgiving Day, And Christmas Day (8). Unpaid Holidays: President's Day. Any paid holiday which falls on a Sunday shall be observed as a holiday on the following Monday. Any paid holiday which falls on a Saturday shall be observed as a holiday on the preceding Friday.
- E. Holidays: New Year's Day, Memorial Day, Independence Day, Labor Day, Thanksgiving Day, the Friday after Thanksgiving Day, And Christmas Day (7). Any holiday which falls on a Sunday shall be observed as a holiday on the following Monday. Any holiday which falls on a Saturday shall be observed as a holiday on the preceding Friday.
- F. Holidays: New Year's Day, Memorial Day, Independence Day, Labor Day, Thanksgiving Day, the Friday after Thanksgiving Day, the last working day before Christmas day and Christmas day (8). Any holiday which falls on a Sunday shall be observed as a holiday on the following Monday. Any holiday which falls on a Saturday shall be observed as a holiday on the preceding Friday.
- G. Holidays: New Year's Day, Memorial Day, Independence Day, Labor Day, Thanksgiving Day, and Christmas Day (6). Any holiday which falls on a Sunday shall be observed as a holiday on the following Monday.
- H. Holidays: New Year's Day, Martin Luther King Jr. Day, Independence Day, Memorial Day, Labor Day, Thanksgiving Day, the Friday after Thanksgiving Day, the Last Working Day before Christmas Day and Christmas Day (9). Any holiday which falls on a Sunday shall be observed as a holiday on the following Monday. Any holiday which falls on a Saturday shall be observed as a holiday on the preceding Friday.
- I. Holidays: New Year's Day, President's Day, Independence Day, Memorial Day, Labor Day, Thanksgiving Day, The Friday After Thanksgiving Day, The Day Before Christmas Day And Christmas Day (9). Any holiday which falls on a Sunday shall be observed as a holiday on the following Monday. Any holiday which falls on a Saturday shall be observed as a holiday on the preceding Friday.
- J. Holidays: New Year's Day, Independence Day, Memorial Day, Labor Day, Thanksgiving Day and Christmas Day (6). Any holiday which falls on a Sunday shall be observed as a holiday on the following Monday. Any holiday which falls on a Saturday shall be observed as a holiday on the preceding Friday.
- K. Holidays: New Year's Day, Memorial Day, Independence Day, Thanksgiving Day, the Friday and Saturday after Thanksgiving Day, And Christmas Day (8). Any holiday which falls on a Sunday shall be observed as a holiday on the following Monday. Any holiday which falls on a Saturday shall be observed as a holiday on the preceding Friday.
- L. Holidays: New Year's Day, Memorial Day, Labor Day, Independence Day, Thanksgiving Day, the Last Work Day before Christmas Day, And Christmas Day (7). Any holiday which falls on a Sunday shall be observed as a holiday on the following Monday. Any holiday which falls on a Saturday shall be observed as a holiday on the preceding Friday.
- M. Paid Holidays: New Year's Day, The Day after or before New Year's Day, President's Day, Memorial Day, Independence Day, Labor Day, Thanksgiving Day, the Friday after Thanksgiving Day, Christmas Day, And the Day after or before Christmas Day (10). Any holiday which falls on a Sunday shall be observed as a holiday on the following Monday. Any holiday which falls on a Saturday shall be observed as a holiday on the preceding Friday.
- N. Holidays: New Year's Day, Memorial Day, Independence Day, Labor Day, Thanksgiving Day, the Friday after Thanksgiving Day, And Christmas Day (7). Any holiday which falls on a Sunday shall be observed as a holiday on the following Monday. When Christmas falls on a Saturday, the preceding Friday shall be observed as a holiday.
- P. Holidays: New Year's Day, Memorial Day, Independence Day, Labor Day, Thanksgiving Day, Friday after Thanksgiving Day, And Christmas Day (7). Any holiday which falls on a Sunday shall be observed as a holiday on the following Monday.

Holiday Codes Continued

7. Q. Holidays: New Year's Day, Memorial Day, Independence Day, Labor Day, Thanksgiving Day, the Friday after Thanksgiving Day, the Last Working Day before Christmas Day and Christmas Day (8). Any holiday which falls on a Sunday shall be observed as a holiday on the following Monday. If any of the listed holidays falls on a Saturday, the preceding Friday shall be a regular work day.
- R. Paid Holidays: New Year's Day, the day after or before New Year's Day, President's Day, Memorial Day, Independence Day, Labor Day, Thanksgiving Day, the Friday after Thanksgiving Day, Christmas Day, and the day after or before Christmas Day (10). If any of the listed holidays fall on Saturday, the preceding Friday shall be observed as the holiday. If any of the listed holidays falls on a Sunday, the day observed by the Nation shall be considered a holiday and compensated accordingly.
- S. Paid Holidays: New Year's Day, Memorial Day, Independence Day, Labor Day, Thanksgiving Day, Friday after Thanksgiving Day, Christmas Day, the Day after Christmas, and A Floating Holiday (9). If any of the listed holidays falls on a Sunday, the day observed by the Nation shall be considered a holiday and compensated accordingly.
- T. Paid Holidays: New Year's Day, the Day after or before New Year's Day, President's Day, Memorial Day, Independence Day, Labor Day, Thanksgiving Day, the Friday after Thanksgiving Day, Christmas Day, and The Day after or before Christmas Day. (10). If any of the listed holidays falls on a Sunday, the day observed by the Nation shall be considered a holiday and compensated accordingly. Any holiday which falls on a Saturday shall be observed as a holiday on the preceding Friday.
- V. Holidays: New Year's Day, President's Birthday, Memorial Day, Independence Day, Labor Day, Thanksgiving Day, the Friday after Thanksgiving Day, Christmas Day, the day before or after Christmas, and the day before or after New Year's Day. If any of the above listed holidays falls on a Sunday, the day observed by the Nation shall be considered a holiday and compensated accordingly.
- W. Holidays: New Year's Day, Day After New Year's, Memorial Day, Independence Day, Labor Day, Thanksgiving Day, the Friday after Thanksgiving Day, Christmas Eve Day, Christmas Day, the day after Christmas, the day before New Year's Day, and a Floating Holiday.
- X. Holidays: New Year's Day, Day before or after New Year's Day, Presidents' Day, Memorial Day, Independence Day, Labor Day, Thanksgiving Day, the Friday after Thanksgiving Day, Christmas Day, and the day before or after Christmas day. If a holiday falls on a Saturday or on a Friday that is the normal day off, then the holiday will be taken on the last normal workday. If the holiday falls on a Monday that is the normal day off or on a Sunday, then the holiday will be taken on the next normal workday.
- Y. Holidays: New Year's Day, Presidents' Day, Memorial Day, Independence Day, Labor Day, Thanksgiving Day, the Friday after Thanksgiving Day, and Christmas Day. (8) If the holiday falls on a Sunday, then the day observed by the federal government shall be considered a holiday and compensated accordingly.
- Z. Holidays: New Year's Day, President's Day, Independence Day, Memorial Day, Labor Day, Thanksgiving Day, The Friday After Thanksgiving Day, And Christmas Day (8). Any holiday which falls on a Sunday shall be observed as a holiday on the following Monday. Any holiday which falls on a Saturday shall be observed as a holiday on the preceding Friday.
15. A. Holidays: New Year's Day, Memorial Day, Independence Day, Labor Day, Thanksgiving Day, the Friday after Thanksgiving Day, the day before Christmas Day and Christmas Day. (8) Any holiday which falls on a Sunday shall be observed as a holiday on the following Monday.
- B. Holidays: New Year's Day, Martin Luther King Jr. Day, President's Day, Memorial Day, Independence Day, Labor Day, Veteran's Day, Thanksgiving Day, and Christmas Day. (9)
- C. Holidays: New Year's Day, Memorial Day, Independence Day, Labor Day, Thanksgiving Day, the Friday after Thanksgiving Day, the day before Christmas Day and Christmas Day. (8)

Benefit Code Key – Effective 3/4/2020 thru 9/1/2020

Holiday Codes Continued

15. D. Holidays: New Year's Day, Presidents' Day, Memorial Day, Independence Day, Labor Day, Thanksgiving Day, Friday after Thanksgiving Day, Christmas Day, and the day after Christmas.
- E. Holidays: the day before New Years's Day, New Year's Day, Martin Luther King, Jr. Day, Presidents' Day, Memorial Day, Independence Day, Labor Day, Veteran's Day, Thanksgiving Day, Friday after Thanksgiving Day, the day before Christmas, and Christmas Day. (12)

Note Codes

8. D. Workers working with supplied air on hazmat projects receive an additional \$1.00 per hour.
- L. Workers on hazmat projects receive additional hourly premiums as follows -Level A: \$0.75, Level B: \$0.50, And Level C: \$0.25.
- M. Workers on hazmat projects receive additional hourly premiums as follows: Levels A & B: \$1.00, Levels C & D: \$0.50.
- N. Workers on hazmat projects receive additional hourly premiums as follows -Level A: \$1.00, Level B: \$0.75, Level C: \$0.50, And Level D: \$0.25.
- P. Workers on hazmat projects receive additional hourly premiums as follows -Class A Suit: \$2.00, Class B Suit: \$1.50, Class C Suit: \$1.00, And Class D Suit \$0.50.
- Q. The highest pressure registered on the gauge for an accumulated time of more than fifteen (15) minutes during the shift shall be used in determining the scale paid.
- S. Effective August 31, 2012 – A Traffic Control Supervisor shall be present on the project whenever flagging or spotting or other traffic control labor is being utilized. Flaggers and Spotters shall be posted where shown on approved Traffic Control Plans or where directed by the Engineer. All flaggers and spotters shall possess a current flagging card issued by the State of Washington, Oregon, Montana, or Idaho. This classification is only effective on or after August 31, 2012.
- T. Effective August 31, 2012 – A Traffic Control Laborer performs the setup, maintenance and removal of all temporary traffic control devices and construction signs necessary to control vehicular, bicycle, and pedestrian traffic during construction operations. Flaggers and Spotters shall be posted where shown on approved Traffic Control Plans or where directed by the Engineer. All flaggers and spotters shall possess a current flagging card issued by the State of Washington, Oregon, Montana, or Idaho. This classification is only effective on or after August 31, 2012.
- U. Workers on hazmat projects receive additional hourly premiums as follows – Class A Suit: \$2.00, Class B Suit: \$1.50, And Class C Suit: \$1.00. Workers performing underground work receive an additional \$0.40 per hour for any and all work performed underground, including operating, servicing and repairing of equipment. The premium for underground work shall be paid for the entire shift worked. Workers who work suspended by a rope or cable receive an additional \$0.50 per hour. The premium for work suspended shall be paid for the entire shift worked. Workers who do “pioneer” work (break open a cut, build road, etc.) more than one hundred fifty (150) feet above grade elevation receive an additional \$0.50 per hour.

Note Codes Continued

8. V. In addition to the hourly wage and fringe benefits, the following depth and enclosure premiums shall be paid. The premiums are to be calculated for the maximum depth and distance into an enclosure that a diver reaches in a day. The premiums are to be paid one time for the day and are not used in calculating overtime pay.

Depth premiums apply to depths of fifty feet or more. Over 50' to 100' - \$2.00 per foot for each foot over 50 feet. Over 101' to 150' - \$3.00 per foot for each foot over 101 feet. Over 151' to 220' - \$4.00 per foot for each foot over 220 feet. Over 221' - \$5.00 per foot for each foot over 221 feet.

Enclosure premiums apply when divers enter enclosures (such as pipes or tunnels) where there is no vertical ascent and is measured by the distance travelled from the entrance. 25' to 300' - \$1.00 per foot from entrance. 300' to 600' - \$1.50 per foot beginning at 300'. Over 600' - \$2.00 per foot beginning at 600'.

- W. Meter Installers work on single phase 120/240V self-contained residential meters. The Lineman/Groundmen rates would apply to meters not fitting this description.

- X. Workers on hazmat projects receive additional hourly premiums as follows - Class A Suit: \$2.00, Class B Suit: \$1.50, Class C Suit: \$1.00, and Class D Suit: \$0.50. Special Shift Premium: Basic hourly rate plus \$2.00 per hour.

When due to conditions beyond the control of the Employer or when an owner (not acting as the contractor), a government agency or the contract specifications requires that work can only be performed outside the normal 5 am to 6pm shift, then the special shift premium will be applied to the basic hourly rate. When an employee works on a special shift, they shall be paid a special shift premium for each hour worked unless they are in OT or Double-time status. (For example, the special shift premium does not waive the overtime requirements for work performed on Saturday or Sunday.)

- Y. Tide Work: When employees are called out between the hours of 6:00 p.m. and 6:00 a.m. to work on tide work (work located in the tide plane) all time worked shall be at one and one-half times the hourly rate of pay.

Swinging Stage/Boatswains Chair: Employees working on a swinging state or boatswains chair or under conditions that require them to be tied off to allow their hands to be free shall receive seventy-five cents (\$0.75) per hour above the classification rate.

- Z. Workers working with supplied air on hazmat projects receive an additional \$1.00 per hour.

Special Shift Premium: Basic hourly rate plus \$2.00 per hour. When due to conditions beyond the control of the Employer or when an owner (not acting as a contractor), a government agency or the contract specifications require that more than (4) hours of a special shift can only be performed outside the normal 6 am to 6pm shift, then the special shift premium will be applied to the basic straight time for the entire shift. When an employee works on a special shift, they will be paid a special shift premium for each hour worked unless they are in overtime or double-time status. (For example, the special shift premium does not waive the overtime requirements for work performed on Saturday or Sunday.)

Note Codes Continued

9. A. Workers working with supplied air on hazmat projects receive an additional \$1.00 per hour.

Special Shift Premium: Basic hourly rate plus \$2.00 per hour. When due to conditions beyond the control of the Employer or when an owner (not acting as the contractor), a government agency or the contract specifications require that more than four (4) hours of a special shift can only be performed outside the normal 6 am to 6pm shift, then the special shift premium will be applied to the basic straight time for the entire shift. When an employee works on a special shift, they shall be paid a special shift premium for each hour worked unless they are in overtime or double-time status. (For example, the special shift premium does not waive the overtime requirements for work performed on Saturday or Sunday.)

Certified Crane Operator Premium: Crane operators requiring certifications shall be paid \$0.50 per hour above their classification rate.

Boom Pay Premium: All cranes including tower shall be paid as follows based on boom length:

- (A) – 130' to 199' – \$0.50 per hour over their classification rate.
- (B) – 200' to 299' – \$0.80 per hour over their classification rate.
- (C) – 300' and over – \$1.00 per hour over their classification rate.

- B. The highest pressure registered on the gauge for an accumulated time of more than fifteen (15) minutes during the shift shall be used in determining the scale paid.

Tide Work: When employees are called out between the hours of 6:00 p.m. and 6:00 a.m. to work on tide work (work located in the tide plane) all time worked shall be at one and one-half times the hourly rate of pay. Swinging Stage/Boatswains Chair: Employees working on a swinging stage or boatswains chair or under conditions that require them to be tied off to allow their hands to be free shall receive seventy-five cents (\$0.75) per hour above the classification rate.

- C. Tide Work: When employees are called out between the hours of 6:00 p.m. and 6:00 a.m. to work on tide work (work located in the tide plane) all time worked shall be at one and one-half times the hourly rate of pay. Swinging Stage/Boatswains Chair: Employees working on a swinging stage or boatswains chair or under conditions that require them to be tied off to allow their hands to be free shall receive seventy-five cents (\$0.75) per hour above the classification rate.

Effective August 31, 2012 – A Traffic Control Supervisor shall be present on the project whenever flagging or spotting or other traffic control labor is being utilized. A Traffic Control Laborer performs the setup, maintenance and removal of all temporary traffic control devices and construction signs necessary to control vehicular, bicycle, and pedestrian traffic during construction operations. Flaggers and Spotters shall be posted where shown on approved Traffic Control Plans or where directed by the Engineer. All flaggers and spotters shall possess a current flagging card issued by the State of Washington, Oregon, Montana, or Idaho. These classifications are only effective on or after August 31, 2012.

- D. Industrial Painter wages are required for painting within industrial facilities such as treatment plants, pipelines, towers, dams, bridges, power generation facilities and manufacturing facilities such as chemical plants, etc., or anywhere abrasive blasting is necessary to prepare surfaces, or hazardous materials encapsulation is required.
- E. Heavy Construction includes construction, repair, alteration or additions to the production, fabrication or manufacturing portions of industrial or manufacturing plants, hydroelectric or nuclear power plants and atomic reactor construction. Workers on hazmat projects receive additional hourly premiums as follows -Level A: \$1.00, Level B: \$0.75, Level C: \$0.50, And Level D: \$0.25.

"General Decision Number: WA20200032 09/04/2020

Superseded General Decision Number: WA20190032

State: Washington

Construction Type: Building

County: Lewis County in Washington.

BUILDING CONSTRUCTION PROJECTS (does not include single family homes or apartments up to and including 4 stories).

Note: Under Executive Order (EO) 13658, an hourly minimum wage of \$10.80 for calendar year 2020 applies to all contracts subject to the Davis-Bacon Act for which the contract is awarded (and any solicitation was issued) on or after January 1, 2015. If this contract is covered by the EO, the contractor must pay all workers in any classification listed on this wage determination at least \$10.80 per hour (or the applicable wage rate listed on this wage determination, if it is higher) for all hours spent performing on the contract in calendar year 2020. If this contract is covered by the EO and a classification considered necessary for performance of work on the contract does not appear on this wage determination, the contractor must pay workers in that classification at least the wage rate determined through the conformance process set forth in 29 CFR 5.5(a)(1)(ii) (or the EO minimum wage rate, if it is higher than the conformed wage rate). The EO minimum wage rate will be adjusted annually. Please note that this EO applies to the above-mentioned types of contracts entered into by the federal government that are subject to the Davis-Bacon Act itself, but it does not apply to contracts subject only to the Davis-Bacon Related Acts, including those set forth at 29 CFR 5.1(a)(2)-(60). Additional information on contractor requirements and worker protections under the EO is available at www.dol.gov/whd/govcontracts.

Modification Number	Publication Date
0	01/03/2020
1	03/13/2020
2	05/29/2020
3	07/03/2020
4	07/10/2020
5	09/04/2020

ASBE0007-005 06/01/2020

	Rates	Fringes
ASBESTOS WORKER/HEAT & FROST INSULATOR (Pipe Insulation).....	\$ 59.37	17.90

BRWA0001-007 06/01/2017

	Rates	Fringes
TILE SETTER.....	\$ 35.87	15.49

BRWA0001-015 06/01/2016

Rates Fringes

BRICKLAYER.....\$ 38.24 15.57

 CARP0030-011 06/01/2019

	Rates	Fringes
CARPENTER (Including Formwork and Drywall Hanging).....	\$ 45.92	16.52

(HOURLY ZONE PAY: WESTERN AND CENTRAL WASHINGTON - ALL
 CLASSIFICATIONS EXCEPT MILLWRIGHTS AND PILEDRIVERS

Hourly Zone Pay shall be paid on jobs located outside of the
 free zone computed from the city center of the following
 listed cities:

Seattle	Olympia	Bellingham
Auburn	Bremerton	Anacortes
Renton	Shelton	Yakima
Aberdeen-Hoquiam	Tacoma	Wenatchee
Ellensburg	Everett	Port Angeles
Centralia	Mount Vernon	Sunnyside
Chelan	Pt. Townsend	

Zone Pay:
 0 -25 radius miles Free
 26-35 radius miles \$1.00/hour
 36-45 radius miles \$1.15/hour
 46-55 radius miles \$1.35/hour
 Over 55 radius miles \$1.55/hour

(HOURLY ZONE PAY: WESTERN AND CENTRAL WASHINGTON - MILLWRIGHT
 AND PILEDRIVER ONLY)

Hourly Zone Pay shall be computed from Seattle Union Hall,
 Tacoma City center, and Everett City center

Zone Pay:
 0 -25 radius miles Free
 26-45 radius miles \$.70/hour
 Over 45 radius miles \$1.50/hour

 ELEC0076-005 08/31/2018

	Rates	Fringes
ELECTRICIAN.....	\$ 43.69	23.10

 ENGI0612-018 09/28/2018

	Rates	Fringes
POWER EQUIPMENT OPERATOR		
GROUP 1A.....	\$ 44.44	19.97
GROUP 1AA.....	\$ 45.09	19.97
GROUP 1AAA.....	\$ 45.73	19.97
GROUP 1.....	\$ 43.79	19.97
GROUP 2.....	\$ 43.23	19.97
GROUP 3.....	\$ 42.74	19.97
GROUP 4.....	\$ 40.01	19.97

Zone Differential (Add to Zone 1 rates):

Zone 2 (26-45 radius miles) = \$1.00
 Zone 3 (Over 45 radius miles) - \$1.30

BASEPOINTS: CENTRALIA, OLYMPIA, TACOMA

POWER EQUIPMENT OPERATORS CLASSIFICATIONS

- GROUP 1AAA - Cranes-over 300 tons, or 300 ft of boom (including jib with attachments)
- GROUP 1AA - Cranes 200 to 300 tons, or 250 ft of boom (including jib with attachments); Excavator/Trackhoe, Backhoe: Over 90 metric tons
- GROUP 1A - Cranes, 100 tons thru 199 tons, or 150 ft of boom (including jib with attachments); Excavator/Trackhoe, Backhoe: over 50 metric tons to 90 metric tons; LOADERS-8 yards and over
- GROUP 1 - Cranes 45 tons thru 99 tons, under 150 ft of boom (including jib with attachments); Excavator/Trackhoe, Backhoe: over 30 metric tons to 50 metric tons; Dozer-D-10; Loaders- 6 yards to, but not including, 8 yards
- GROUP 2 - Cranes, 20 tons thru 44 tons with attachments; Excavator/Trackhoe, Backhoe: 15 to 30 metric tons; Mechanic; Loader- under 6 yards
- GROUP 3 - Cranes-thru 19 tons with attachments; Roller-Plant Mix; Excavator/Trackhoe, Backhoe: under 15 metric tons; Forklift: 3000 lbs and over with attachments; Outside Hoist (Elevators and Manlifts); Dozer-D-9 and Under
- GROUP 4 - Roller-other than plant mix; Forklift: under 3000 lbs with attachments

HANDLING OF HAZARDOUS WASTE MATERIALS: Personnel in all craft classifications subject to working inside a federally designated hazardous perimeter shall be eligible for compensation in accordance with the following group schedule relative to the level of hazardous waste as outlined in the specific hazardous waste project site safety plan.

- H-1 Base wage rate when on a hazardous waste site when not outfitted with protective clothing, Class "D" Suit - Base wage rate plus \$.50 per hour.
- H-2 Class "C" Suit - Base wage rate plus \$1.00 per hour.
- H-3 Class "B" Suit - Base wage rate plus \$1.50 per hour.
- H-4 Class "A" Suit - Base wage rate plus \$2.00 per hour.

 IRON0086-003 07/01/2019

	Rates	Fringes
Ironworker (REINFORCING, STRUCTURAL AND ORNAMENTAL)	\$ 42.35	29.56

 LABO0252-008 06/01/2020

ZONE 1:

Rates	Fringes
-------	---------

LABORER

GROUP 3.....	\$ 39.81	12.44
GROUP 4.....	\$ 40.77	12.44
GROUP 5.....	\$ 41.43	12.44

ZONE DIFFERENTIAL (ADD TO ZONE 1 RATES):

ZONE 2 - \$1.00
 ZONE 3 - \$1.30

BASE POINTS: BELLINGHAM, MT. VERNON, EVERETT, SEATTLE, KENT,
 TACOMA, OLYMPIA, CENTRALIA, ABERDEEN, SHELTON, PT.
 TOWNSEND, PT. ANGELES, AND BREMERTON

ZONE 1 - Projects within 25 radius miles of the respective
 city hall
 ZONE 2 - More than 25 but less than 45 radius miles from the
 respective city hall
 ZONE 3 - More than 45 radius miles from the respective city
 hall

LABORERS CLASSIFICATIONS

GROUP 3: General or Common Laborer

GROUP 4: Pipe Layer

GROUP 5: Mason Tender-Brick; Mason Tender-Cement/Concrete;
 Grade Checker

 PAIN0005-013 01/01/2011

	Rates	Fringes
SOFT FLOOR LAYER (Including vinyl and carpet).....	\$ 29.04	12.52

* PAIN0005-038 07/01/2020

	Rates	Fringes
PAINTER (Brush and Roller, Excludes Spray).....	\$ 31.05	12.08

PLAS0528-004 06/01/2020

	Rates	Fringes
CEMENT MASON/CONCRETE FINISHER...	\$ 45.80	18.54

PLUM0026-010 01/01/2020

	Rates	Fringes
PIPEFITTER.....	\$ 48.22	27.65

ROOF0153-001 02/01/2020

	Rates	Fringes
ROOFER (Includes Roof Tear Off, Waterproofing, and Installation of Metal Roofs).....	\$ 38.94	15.68

 SHEE0066-035 06/01/2019

	Rates	Fringes
Sheet Metal Worker		
HVAC Duct Work Only.....	\$ 56.09	28.02
Including HVAC Duct work....	\$ 56.09	28.02

 SUWA2002-012 06/18/2009

	Rates	Fringes
OPERATOR: Bobcat/Skid		
Steer/Skid Loader.....	\$ 27.94	0.00
PAINTER: Spray.....	\$ 17.80	4.18
PLUMBER.....	\$ 35.00	0.00
TRUCK DRIVER, Includes Dump		
Truck.....	\$ 23.50	6.87

 WELDERS - Receive rate prescribed for craft performing
 operation to which welding is incidental.

=====
 Note: Executive Order (EO) 13706, Establishing Paid Sick Leave
 for Federal Contractors applies to all contracts subject to the
 Davis-Bacon Act for which the contract is awarded (and any
 solicitation was issued) on or after January 1, 2017. If this
 contract is covered by the EO, the contractor must provide
 employees with 1 hour of paid sick leave for every 30 hours
 they work, up to 56 hours of paid sick leave each year.
 Employees must be permitted to use paid sick leave for their
 own illness, injury or other health-related needs, including
 preventive care; to assist a family member (or person who is
 like family to the employee) who is ill, injured, or has other
 health-related needs, including preventive care; or for reasons
 resulting from, or to assist a family member (or person who is
 like family to the employee) who is a victim of, domestic
 violence, sexual assault, or stalking. Additional information
 on contractor requirements and worker protections under the EO
 is available at www.dol.gov/whd/govcontracts.

Unlisted classifications needed for work not included within
 the scope of the classifications listed may be added after
 award only as provided in the labor standards contract clauses
 (29CFR 5.5 (a) (1) (ii)).

 The body of each wage determination lists the classification
 and wage rates that have been found to be prevailing for the
 cited type(s) of construction in the area covered by the wage
 determination. The classifications are listed in alphabetical
 order of ""identifiers"" that indicate whether the particular
 rate is a union rate (current union negotiated rate for local),
 a survey rate (weighted average rate) or a union average rate
 (weighted union average rate).

Union Rate Identifiers

A four letter classification abbreviation identifier enclosed in dotted lines beginning with characters other than ""SU"" or ""UAVG"" denotes that the union classification and rate were prevailing for that classification in the survey. Example: PLUM0198-005 07/01/2014. PLUM is an abbreviation identifier of the union which prevailed in the survey for this classification, which in this example would be Plumbers. 0198 indicates the local union number or district council number where applicable, i.e., Plumbers Local 0198. The next number, 005 in the example, is an internal number used in processing the wage determination. 07/01/2014 is the effective date of the most current negotiated rate, which in this example is July 1, 2014.

Union prevailing wage rates are updated to reflect all rate changes in the collective bargaining agreement (CBA) governing this classification and rate.

Survey Rate Identifiers

Classifications listed under the ""SU"" identifier indicate that no one rate prevailed for this classification in the survey and the published rate is derived by computing a weighted average rate based on all the rates reported in the survey for that classification. As this weighted average rate includes all rates reported in the survey, it may include both union and non-union rates. Example: SULA2012-007 5/13/2014. SU indicates the rates are survey rates based on a weighted average calculation of rates and are not majority rates. LA indicates the State of Louisiana. 2012 is the year of survey on which these classifications and rates are based. The next number, 007 in the example, is an internal number used in producing the wage determination. 5/13/2014 indicates the survey completion date for the classifications and rates under that identifier.

Survey wage rates are not updated and remain in effect until a new survey is conducted.

Union Average Rate Identifiers

Classification(s) listed under the UAVG identifier indicate that no single majority rate prevailed for those classifications; however, 100% of the data reported for the classifications was union data. EXAMPLE: UAVG-OH-0010 08/29/2014. UAVG indicates that the rate is a weighted union average rate. OH indicates the state. The next number, 0010 in the example, is an internal number used in producing the wage determination. 08/29/2014 indicates the survey completion date for the classifications and rates under that identifier.

A UAVG rate will be updated once a year, usually in January of each year, to reflect a weighted average of the current negotiated/CBA rate of the union locals from which the rate is based.

WAGE DETERMINATION APPEALS PROCESS

1.) Has there been an initial decision in the matter? This can be:

- * an existing published wage determination
- * a survey underlying a wage determination
- * a Wage and Hour Division letter setting forth a position on a wage determination matter
- * a conformance (additional classification and rate) ruling

On survey related matters, initial contact, including requests for summaries of surveys, should be with the Wage and Hour Regional Office for the area in which the survey was conducted because those Regional Offices have responsibility for the Davis-Bacon survey program. If the response from this initial contact is not satisfactory, then the process described in 2.) and 3.) should be followed.

With regard to any other matter not yet ripe for the formal process described here, initial contact should be with the Branch of Construction Wage Determinations. Write to:

Branch of Construction Wage Determinations
 Wage and Hour Division
 U.S. Department of Labor
 200 Constitution Avenue, N.W.
 Washington, DC 20210

2.) If the answer to the question in 1.) is yes, then an interested party (those affected by the action) can request review and reconsideration from the Wage and Hour Administrator (See 29 CFR Part 1.8 and 29 CFR Part 7). Write to:

Wage and Hour Administrator
 U.S. Department of Labor
 200 Constitution Avenue, N.W.
 Washington, DC 20210

The request should be accompanied by a full statement of the interested party's position and by any information (wage payment data, project description, area practice material, etc.) that the requestor considers relevant to the issue.

3.) If the decision of the Administrator is not favorable, an interested party may appeal directly to the Administrative Review Board (formerly the Wage Appeals Board). Write to:

Administrative Review Board
 U.S. Department of Labor
 200 Constitution Avenue, N.W.
 Washington, DC 20210

4.) All decisions by the Administrative Review Board are final.

=====

END OF GENERAL DECISION"

APPENDIX B

Washington State Department of Commerce
Community Development Block Grant Program

GENERAL CONDITIONS

Washington State Department of Commerce
Community Development Block Grant Program

GENERAL CONDITIONS

Contents

Section	Subject	Section	Subject
1.	Contract and Contract Documents	37.	Stated Allowances
2.	Definitions	38.	Use of Premises and Removal of Debris
3.	Additional Instructions and Detail Drawings	39.	Quantities of Estimate
4.	Shop or Setting Drawings	40.	Lands and Right-of-Way
5.	Materials, Services and Facilities	41.	General Guaranty
6.	Contractor's Title of Materials	42.	Conflicting Conditions
7.	Inspection and Testing of Materials	43.	Notice and Service Thereof
8.	"Or Equal" Clause	44.	Required Provisions Deemed Inserted
9.	Patents	45.	Protection of Lives and Health
10.	Surveys, Permits and Regulations	46.	Subcontracts
11.	Contractor's Obligations	47.	Interest of Member of Congress
12.	Weather Conditions	48.	Other Prohibited Interests
13.	Protection of Work and Property-- Emergency	49.	Use Prior to Owner's Acceptance
14.	Inspection	50.	Photographs of the Project
15.	Access to Records	51.	Suspension of Work
16.	Reports, Records and Data		Note: Items 52 – 66 are omitted.
17.	Superintendence by Contractor	67.	Ineligible Subcontractors
18.	Changes in Work	68.	Provisions to be Included
19.	Extras	69.	Breach of Labor Standards
20.	Time for Completion and Liquidated Damages	70.	Employment Practices
21.	Correction of Work	71.	Contract Termination; Debarment
22.	Subsurface Conditions Found Different	72.	Federal Labor Standards Provisions
23.	Claims for Extra Costs	73.	Compliance with State Wage Requirements
24.	Right of Owner to Terminate Contract	74.	Title VI of the Civil Rights Act
25.	Construction Schedule and Periodic Estimates	75.	Section 109 of Housing & Community Development Act of 1974
26.	Payments to Contractor & Retainage	76.	Age Discrimination Act of 1975
27.	Acceptance of Final Payment as Release	77.	Section 504 of Rehabilitation Act
28.	Payments by Contractor	78.	Section 3 of Housing & Community Development Act of 1968
29.	Insurance, Contractor's	79.	EO 11246 Equal Opportunity Clause
30.	Contract Security	80.	EO 11246 Segregated Facilities
31.	Additional or Substitute Bond	81.	EO 11246 Notice, Requirement for Affirmative Action
32.	Assignments	82.	EO 11246, Standard Federal Equal Employment Opportunity
33.	Mutual Responsibility of Contractors	83.	State Nondiscrimination Clause
34.	Separate Contracts	84.	Americans with Disabilities Act of 1990
35.	Subcontracting		
36.	Architect/Engineer's Authority		

Index of Contents

Subject	Section	Subject	Section
Age Discrimination Act of 1975	76	Guaranty, General	41
Access to Records	15	Ineligible Subcontractors	67
Accident Prevention	45	Inspection	14
Additional or Substitute Bond	31	Inspection of Materials	7
Additional Instructions	3	Insurance	29
Affirmation Action Requirements	81	Labor Standards, Breach of	69
Allowances	36	Lands and Rights-of-Way	40
Americans with Disabilities Act of 1990	84	Legal Provisions, Implied	44
Architect's Authority	36	Liquidated Damages	20
Assignments	32	Lower Income Resident Employment	83
Bond, Security	30	Materials, Services and Facilities	5
Bond, Additional or Substitute	31	Member of Congress Interest	47
Breach in Labor Standards	69	Non-discrimination in Employment	75-77, 83
Changes in Work	18	Notice and Service Thereof	43
Claims for Extra Cost	23	Obligations of Contractor	11
Completion Time	20	"Or Equal" Clause	8
Condition, Subsurface	22	Owner's Right to Terminate	24
Conflicting Conditions	42	Patents	9
Construction Schedule	25	Payments by Contractor	28
Contract Documents	1	Payments to Contractor	26
Contract Security	30	Periodic Estimates	25
Contract Termination	71	Permits, Surveys and Regulations	10
Contractor's Insurance	29	Photographs of the Projects	50
Contractor's Mutual Responsibility	33	Prohibited Interests	48
Contractor's Obligations	11	Protection of Lives and Health	45
Contractor's Title to Materials	6	Protection of Work and Property	13
Correction of Work	21	Provisions Required by Law	44
Damages, Liquidated	20	Provisions to be Included in Subcontracts	68
Data, Reports and Records	16	Quantities of Estimate	39
Debarment	71	Rehabilitation Act, Section 504	77
Debris Removal	38	Release of Contractor	27
Definitions	2	Removal of Debris	38
Detail Drawings	3	Reports, Records and Data	16
Different Subsurface	22	Responsibility of Contractor	33
Discrimination, Employment	75-77,82	Right of Owner to Terminate	24
Drawings, Detail	3	Rights-of-Way	40
Emergencies	13	Schedule of Construction	25
Employment of Lower Income Residents	76	Section 3 of HCD Act of 1968	78
Employment Practices	70	Section 109 of HCD Act of 1974	75
Equal Employment Opportunities	75-77, 82	Section 504 of Rehabilitation Act	77
Equal Opportunity Clause, EO 11246	79	Security, Contract	30
Estimated Quantities	39	Segregated Facilities, EO 11246	80
Extras	19	Separate Contracts	34
Federal Labor Standards Provisions	72	Services, Materials and Facilities	5

Subject	Section	Subject	Section
Final Payment Acceptance	27	Shop Drawings.....	4
State Nondiscrimination Clause	83	Termination of Contract.....	24, 71
State Prevailing Wages, Compliance with	73	Testing of Materials.....	7
Stated Allowances	37	Time for Completion.....	20
Subcontracting.....	35, 46	Title VI Civil Rights Act	74
Subcontractors, Ineligible.....	67	Title VI Nondiscrimination Clause.....	74
Subcontractor's Insurance	29	Title to Materials, Contractors.....	6
Substitute Bond.....	31	Use and Occupancy	49
Subsurface Conditions.....	22	Use of Premises	38
Superintendence by Contractor	17	Use Prior to Owner's Acceptance	49
Surveys, Permits and Regulations	10	Weather Conditions.....	12
Suspension of Work	51		

1. Contract and Contract Numbers

The project to be constructed pursuant to this contract will be financed with assistance from the Department of Housing and Urban Development, as administered through the Washington State Department of Commerce (Commerce), and is subject to all applicable federal and state laws and regulations.

The Plans, Specifications and Addenda, hereinafter enumerated in this section, "General Conditions," shall form part of this contract and the provisions thereof shall be as binding upon the parties hereto as if they were herein fully set forth. The table of contents, titles, headings, running headlines and marginal notes contained herein and in said documents are solely to facilitate reference to various provisions of the contract documents and in no way affect, limit or cast light on the interpretation of the provisions to which they refer.

2. Definitions

The following terms as used in this contract are respectively defined as follows:

"Contractor": A person, firm or corporation with whom the contract is made by the owner;

(a) "Subcontractor": A person, firm, or corporation supplying labor and materials or only labor for work at the site of the project for, and under separate contract or agreement with, the Contractor; and

(b) "Work on (at) the project": Work to be performed at the location of the project, including the transportation of materials and supplies to or from the location of the project by employees of the Contractor and any subcontractor.

3. Additional Instructions and Detail Drawings

The Contractor will be furnished additional instructions and detail drawings as necessary to carry out the work included in the contract. The additional drawings and instructions thus supplied to the Contractor will coordinate with the Contract Documents and will be so prepared that they can be reasonably interpreted as part thereof. The Contractor shall carry out the work in accordance with the additional detail drawings and instructions. The Contractor and the Architect/Engineer will prepare jointly (a) a schedule, fixing the dates at which special detail drawings will be required, such drawings, if any, to be furnished by the Architect/Engineer in accordance with said schedule, and (b) a schedule fixing the respective dates for the submission of shop drawings, the beginning of manufacture, testing and installation of materials, supplies and equipment, and the completion of the various parts of the work; each such schedule to be subject to change from time to time in accordance with the progress of the work.

4. Shop or Setting Drawings

The Contractor shall submit promptly to the Architect/Engineer two copies of each shop or setting drawing prepared in accordance with the schedule predetermined as aforesaid. After examination of such drawings by the Architect/Engineer and the return thereof, the Contractor shall make such corrections to the drawings as have been indicated and shall furnish the Architect/Engineer with two corrected copies. If requested by the Architect/Engineer the Contractor must furnish additional copies.

5. Materials, Services and Facilities

- (a) It is understood that except as otherwise specifically stated in the Contract Documents, the Contractor shall provide and pay for all materials, labor, tools, equipment, water, light, power, transportation, superintendence temporary construction of every nature, and all other services and facilities of every nature whatsoever necessary to execute, complete and deliver the work within the specified time.
- (b) Any work necessary to be performed after regular working hours, on Sundays or legal holidays, shall be performed without additional expense to the owner.

6. Contractor's Title to Materials

No materials or supplies for the work shall be purchased by the Contractor or by any Subcontractor subject to any chattel mortgage or under a conditional sale contract or other agreement by which an interest is retained by the seller. The Contractor warrants that he has good title to all materials and supplies used by him in the work, free from all liens, claims or encumbrances.

7. Inspection and Testing of Materials

- (a) All materials and equipment used in the construction of the project shall be subject to adequate inspection and testing in accordance with accepted standards.
- (b) Materials of construction, particularly those upon which the strength and durability of the structure may depend, shall be subject to inspection and testing to establish conformance with specifications and suitability for uses intended.

8. "Or Equal" Clause

Whenever a material, article or piece of equipment is identified on the plans or in the specifications by reference to manufacturers' or vendors' names, trade names, catalogue numbers, etc., it is intended merely to establish a standard; and, any material, article or equipment of other manufacturers and vendors which will perform adequately the duties imposed by the general design will be considered equally acceptable provided the material, article or equipment so proposed, is, in the opinion of the Architect/Engineer, of equal substance and function. It shall not be purchased or installed by the Contractor without the Architect/Engineer's written approval.

9. Patents

- (a) The Contractor shall hold and save the Owner and its officers, agents, servants and employees harmless from liability of any nature or kind, including cost and expenses for, or on account of, any patented or unpatented invention, process, article or appliance manufactured or used in the performance of the contract, including its use by the Owner, unless otherwise specifically stipulated in the Contract Documents.
- (b) License or Royalty Fees: License and/or Royalty Fees for the use of a process which is authorized by the Owner of the project must be reasonable, and paid to the holder of the patent, or his authorized licensee, directly by the Owner and not by or through the Contractor.
- (c) If the Contractor uses any design, device or materials covered by letters, patent or copyright, he shall provide for such use by suitable agreement with the Owner of such patented or copyrighted design, device or material. It is mutually agreed and understood that, without exception, the contract prices shall include all royalties or costs arising from the use of such design, device or materials in any way involved in the work. The Contractor and/or his Sureties

shall indemnify and save harmless the Owner of the project from any and all claims for infringement by reasoning of the use of such patented or copyrighted design, device or materials or any trademark or copyright in connection with work agreed to be performed under this contract, and shall indemnify the Owner for any cost, expense or damage which it may be obliged to pay by reason of such infringement at any time during the prosecution of the work or after completion of the work.

10. Surveys, Permits and Regulations

Unless otherwise expressly provided for in the Specifications, the Owner will furnish to the Contractor all surveys necessary for the execution of the work. The Contractor shall procure and pay all permits, licenses and approvals necessary for the execution of his contract. The Contractor shall comply with all laws, ordinances, rules, orders and regulations relating to performance of the work, the protection of adjacent property, and the maintenance of passageways, guard fences or other protective facilities.

11. Contractor's Obligations

The Contractor shall and will, in good workmanlike manner, do and perform all work and furnish all supplies and materials, machinery, equipment, facilities and means, except as herein otherwise expressly specified, necessary or proper to perform and complete all the work required by this contract, within the time herein specified, in accordance with the provisions of this contract and said specifications, and in accordance with the plans and drawings covered by this contract, and any and all plans and drawings covered by this contract and any and all supplemental plans and drawings, and in accordance with the directions of the Architect/Engineer as given from time to time during the progress of the work. He shall furnish, erect, maintain and remove such construction plan and such temporary works as may be required.

The Contractor shall observe, comply with, and be subject to all terms, conditions, requirements and limitations of the contract and specifications, and shall do, carry on and complete the entire work to the satisfaction of the Architect/Engineer and the Owner.

12. Weather Conditions

In the event of temporary suspension of work, or during inclement weather, or whenever the Architect/Engineer shall direct, the Contractor will, and will cause his subcontractors to protect carefully his and their work and materials against damage or injury from the weather. If, in the opinion of the Architect/Engineer, any work or materials shall have been damaged or injured by reason of failure on the part of the Contractor or any of his subcontractors so to protect his work, such materials shall be removed and replaced at the expense of the Contractor.

13. Protection of Work and Property—Emergency

The Contractor shall at all times safely guard the Owner's property from injury or loss in connection with this contract. He shall at all times safely guard and protect his own work, and that of adjacent property from damage. The Contractor shall replace or make good any such damage, loss or injury unless such is caused directly by errors contained in the contract or by the Owner, or his duly authorized representatives.

In case of an emergency, which threatens loss or injury of property, and/or safety of life, the Contractor will be allowed to act, without previous instructions from the Architect/Engineer, in a diligent manner. He shall notify the Architect/Engineer immediately thereafter. Any claim for

compensation by the Contractor due to such extra work shall be promptly submitted to the Architect/Engineer for approval. Where the Contractor has not taken action but has notified the Architect/Engineer of an emergency threatening injury to persons or damage to the work or any adjoining property, he shall act as instructed or authorized by the Architect/Engineer.

The amount of reimbursement claimed by the Contractor on account of any emergency action shall be determined in the manner provided in Paragraph 18 of the General Conditions.

14. Inspection

The authorized representatives and agents of the Department of Housing and Urban Development shall be permitted to inspect all work, materials, payrolls, records of personnel, invoices or materials, and other relevant data and records.

15. Access to Records

The Contractor agrees to keep such records as the Owner may require. All such records shall be available to the Owner and duly authorized officials of the state for examination. All records pertinent to this project shall be retained by the Contractor for a period of three (3) years after the final audit.

16. Reports, Records and Data

The Contractor shall submit to the Owner such schedule of quantities and costs, progress schedules, payrolls, reports, estimates, records and other data as the Owner may request concerning work performed or to be performed under this contract.

17. Superintendence by Contractor

At the site of the work, the Contractor shall employ a construction superintendent or foreman who shall have full authority to act for the Contractor. It is understood that such representative shall be acceptable to the Architect/Engineer and shall be one who can be continued in that capacity for the particular job involved unless he ceases to be on the Contractor's payroll.

18. Changes in Work

No changes in the work covered by the approved Contract Documents shall be made without having prior written approval of the Owner. Charges or credits for the work covered by the approved change shall be determined by one or more, or a combination, of the following methods:

- (a) Unit bid prices previously approved;
- (b) An agreed lump sum; and
- (c) The actual cost of:
 - Labor, including foremen;
 - 1. Materials entering permanently into the work;
 - 2. The ownership or rental cost of construction plant and equipment during the time of use on the extra work;
 - 3. Power and consumable supplies for the operation of power equipment;
 - 4. Insurance; and
 - 5. Social Security and old age and unemployment contributions.

To the cost under (c) there shall be added a fixed fee to be agreed upon but not to exceed fifteen percent (15%) of the actual cost of the work. The fee shall be compensation to cover the cost of supervision, overhead, bond, profit and any other general expenses.

19. Extras

Without invalidating the contract, the Owner may order extra work or make changes by altering, adding to or deducting from the work, the contract sum being adjusted accordingly, and the consent of the Surety being first obtained where necessary or desirable. All the work of the kind bid upon shall be allowed unless the work is ordered in writing by the Owner or its Architect/Engineer, acting officially for the Owner, and the price is stated in such order.

20. Time for Completion and Liquidated Damages

It is hereby understood and mutually agreed, by and between the Contractor and the Owner, that the date of beginning and the time for completion as specified in the contract of the work to be done hereunder are ESSENTIAL CONDITIONS of this contract; and it is further mutually understood and agreed that the work embraced in this contract shall be commenced on a date to be specified in the "Notice to Proceed."

The Contractor agrees that said work shall be prosecuted regularly, diligently and uninterruptedly at such rate of progress as will ensure full completion thereof within the time specified. It is expressly understood and agreed, by and between the Contractor and the Owner, that the time for the completion of the work described herein, is a reasonable time for the completion of the same, taking into consideration the average time for the completion of the same, taking into consideration the average climatic range, and usual industrial conditions prevailing in this locality.

If the said Contractor shall neglect, fail or refuse to complete the work within the time herein specified, or any proper extension thereof granted by the Owner, then the Contractor does hereby agree, as a part consideration for the awarding of this contract, to pay to the Owner the amount specified in the contract, not as a penalty but as liquidated damages for such breach of contract as hereinafter set forth, for each and every calendar day that the Contractor shall be in default after the time stipulated in the contract for completing the work.

The said amount is fixed and agreed upon by and between the Contractor and the Owner because of the impracticability and extreme difficulty of fixing and ascertaining the actual damages the Owner would in such event sustain, and said amount is agreed to be the amount of damages which the Owner would sustain and said amount shall be retained from time to time by the Owner from current periodical estimates.

It is further agreed that time is of the essence of each and every portion of this contract and of the specifications wherein a definite and certain length of time is fixed for the performance of any act whatsoever; and where under the contract an additional time is allowed for the completion of any work, the new time limit fixed by such extension shall be of the essence of this contract. Provided, that the Contractor shall not be charged with liquidated damages or any excess cost when the Owner determines that the Contractor is without fault and the Contractor's reasons for the time extension are acceptable to the Owner; Provided, further, that the Contractor shall not be charged with liquidated damages or any excess cost when the delay in completion of the work is due:

- (a) To any preference, priority or allocation order duly issued by the Government;
- (b) To unforeseeable cause beyond the control and without the fault or negligence of the Contractor, including, but not restricted to, acts of God, or of the public enemy, acts of the Owner, fire, flood, epidemics, quarantine restrictions, strikes, freight embargoes and severe weather; and

- (c) To any delays of Subcontractors or supplies occasioned by any of the causes specified in subsections (a) and (b) of this article.

Provide, further, that the Contractor shall, within ten (10) days from the beginning of such delay, unless the Owner shall grant a further period of time prior to the date of final settlement of the contract, notify the Owner, in writing, of the causes of the delay, who shall ascertain the facts and extent of the delay and notify the Contractor within a reasonable time of its decision in the matter.

21. Correction of Work

All work, all materials, whether incorporated in the work or not, all processes of manufacture and all methods of construction shall be at all times and places subject to the inspection of the Architect/Engineer who shall be the final judge of the quality and suitability of the work, materials, processes of manufacture and methods of construction for the purposes for which they are used. Should they fail to meet his approval they shall be forthwith reconstructed, made good, replaced and/or corrected, as the case may be, by the Contractor at his own expense. Rejected material shall immediately be removed from the site. If, in the opinion of the Architect/Engineer, it is undesirable to replace any defective or damaged materials or to reconstruct or correct any portion of the work injured or not performed in accordance with the Contract Documents, the compensation to be paid to the Contractor hereunder shall be reduced by such amount as in the judgement of the Architect/Engineer shall be equitable.

22. Subsurface Conditions Found Different

Should the Contractor encounter subsurface and/or latent conditions at the site materially differing from those shown on the Plans or indicated in the Specifications, he shall immediately give notice to the Architect/Engineer of such conditions before they are disturbed. The Architect/Engineer will thereupon promptly investigate the conditions, and if he finds that they materially differ from those shown on the Plans or in the Specifications, he will at once make such changes in the Plans and/or Specifications as he may find necessary, any increase or decrease of cost resulting from such changes to be adjusted in the manner provided in Paragraph 18 of the General Conditions.

23. Claims for Extra Cost

No claim for extra work or cost shall be allowed unless the same was done in pursuance of a written order of the Architect/Engineer approved by the Owner, as aforesaid, and the claim presented with the first estimate after the changed or extra work is done. When work is performed under the terms of subparagraph 18(c) of the General Conditions, the Contractor shall furnish satisfactory bills, payrolls and vouchers covering all items of cost and when requested by the Owner, give the Owner access to accounts relating thereto.

24. Right of the Owner to Terminate Contract

In the event that any of the provisions of this contract are violated by the Contractor, or by any of his subcontractors, the Owner may serve written notice upon the Contractor and the Surety of its intention to terminate the contract, such notices to contain the reasons for such intention to terminate the contract, and unless within ten (10) days after the serving of such notice upon the Contractor, such violation or delay shall cease and satisfactory arrangement of correction be made, the contract shall, upon the expiration of said ten (10) days, cease and terminate. In the event of any such termination, the Owner shall immediately serve notice thereof upon the Surety and the Contractor and the Surety shall have the right to take over and perform the contract; provided, however, that if the Surety does not commence performance thereof within ten (10) days from the

date of the mailing to such Surety of notice of termination, the owner may take over the work and prosecute the same to completion by contract or by force account for the account and at the expense of the Contractor and the Contractor and his Surety shall be liable to the Owner for any excess cost occasioned the Owner thereby, and in such event the Owner may take possession of and utilize in completing the work, such materials, appliances and plant as may be on the site of the work and necessary therefore.

25. Construction Schedule and Periodic Estimates

Immediately after execution and delivery of the contract, and before the first partial payment is made, the Contractor shall deliver to the Owner an estimated construction progress schedule in form satisfactory to the Owner, showing the proposed dates of commencement and completion of each of the various subdivisions of work required under the Contract Documents and the anticipated amount of each monthly payment that will become due the Contractor in accordance with the progress schedule. The Contractor shall also furnish on forms to be supplied by the Owner (a) a detailed estimate giving a complete breakdown of the contract price and (b) periodic itemized estimates of work done for the purpose of making partial payments thereon. The costs employed in making up any of these schedules will be used only for determining the basis of partial payments and will not be considered as fixing a basis for additions to or deductions from the contract price.

26. Payments to Contractor

(a) The Owner shall make progress payments to the Contractor on the basis of a duly certified and approved estimates of work performed during the preceding calendar month under this contract, but to ensure the proper performance of this contract, the Owner shall retain ten percent (10%) of the amount of each estimate until final completion and acceptance of all work covered by this contract: Provided, that the Contractor shall not submit his estimate more often than once per month; Provided, further, that on completion and acceptance of each separate building, public work, or other division of the contract, on which the price is stated separately in the contract, payment may be made in full, including retained percentages thereon, less authorized deductions.

(Retainage procedures as specified in Title 60 Revised Code of Washington (RCW) 60.28.011 may be used in lieu of paragraph 26(a) of Attachment 7-I.)

(b) In preparing estimates, the material delivered on the site and preparatory work done may be taken into consideration.

(c) All material and work covered by partial payments made shall thereupon become the sole property of the Owner, but this provision shall not be construed as relieving the Contractor from the sole responsibility for the care and protection of materials and work upon which payments have been made or the restoration of any damaged work, or as a waiver of the Owner to require the fulfillment of all the terms of the contract.

(d) Owner's Right to Withhold Certain Amounts and make Application Thereof: The Contractor agrees that he will indemnify and save the Owner harmless from all claims growing out of the lawful demands of subcontractors, laborers, workmen, mechanics, materialmen, and furnishers of machinery and parts thereof, equipment, power tools, and all supplies, including commissary incurred in the furtherance of the performance of this contract. The Contractor shall, at the Owner's request, furnish satisfactory evidence that all obligations of the nature hereinabove designated have been paid, discharged or waived. If the Contractor fails to do so, then the

Owner may, after having served written notice on the said Contractor, either pay unpaid bills, of which the Owner has written notice, direct, or withhold from the Contractor's unpaid compensation a sum of money deemed reasonably sufficient to pay any and all such lawful claims until satisfactory evidence is furnished that all liabilities have been fully discharged whereupon payment to the Contractor shall be resumed, in accordance with the terms of this contract, but in no event shall the provisions of this sentence be construed to impose any obligations upon the Owner to either the Contractor or his Surety. In paying any unpaid bills of the Contractor, the Owner shall be deemed the agent of the Contractor, and any payment so made by the Owner shall be considered as a payment made under the contract by the Owner to the Contractor and the Owner shall not be liable to the Contractor for any such payments made in good faith.

27. Acceptance of Final Payment Constitutes Release

The acceptance by the Contractor of final payment shall be and shall operate as a release to the Owner of all claims and all liability to the Contractor for all things done or furnished in connection with this work and for every act and neglect of the Owner and others relating to or arising out of this work. No payment, however, final or otherwise, shall operate to release the Contractor or his sureties from any obligations under this contract or the Performance and Payment Bond.

28. Payments by Contractor

The Contractor shall pay (a) for all transportation and utility services not later than the 20th day of the calendar month following that in which services are rendered, (b) for all materials, tools and other expendable equipment to the extent of ninety percent (90%) of the cost thereof, not later than the 20th day of the calendar month following that in which such materials, tools and equipment are delivered at the site of the project, and the balance of the cost thereof, not later than the 30th day following the completion of that part of the work in or on which such materials, tools and equipment are incorporated or used, and (c) to each of his subcontractors, not later than the 5th day following each payment to the Contractor, the respective amounts allowed the Contractor on account of the work performed by his subcontractors to the extent of each subcontractor's interest therein.

29. Insurance

The Contractor shall not commence work under this contract until he has obtained all the insurance required under this paragraph and such insurance has been approved by the Owner, nor shall the Contractor allow any subcontractor to commence work on his subcontract until the insurance required of the subcontractor has been so obtained and approved.

(a) Compensation Insurance: The Contractor shall procure and shall maintain during the life of this contract Workmen's Compensation Insurance as required by applicable State or territorial law for all of his employees to be engaged in work at the site of the project under this contract and, in case of any such work sublet, the Contractor shall require the subcontractor similarly to provide Workmen's Compensation Insurance. In case any class of employees engaged in hazardous work on the project under this contract is not protected under the Workmen's Compensation Statute, the Contractor shall provide and shall cause each subcontractor to provide adequate employer's liability insurance for the protection of such of his employees as are not otherwise protected.

- (b) Contractor's Public Liability and Property Damage Insurance and Vehicle Liability Insurance: The Contractor shall procure and shall maintain during the life of this contract Contractor's Public Liability Insurance, Contractor's Property Damage Insurance and Vehicle Liability Insurance.
- (c) Subcontractor's Public Liability and Property Damage Insurance and Vehicle Liability Insurance: The Contractor shall either (1) require each of his subcontractors to procure and to maintain during the life of his subcontract, Subcontractor's Public Liability and Property Damage Insurance and Vehicle Liability Insurance of the type and in the amounts specified in the Supplemental General Conditions specified in subparagraph (b) hereof or, (2) insure the activities of his policy, specified in subparagraph (b) hereof.
- (d) Scope of Insurance and Special Hazards: The Insurance required under subparagraphs (b) and (c) hereof shall provide adequate protection for the Contractor and his subcontractors, respectively, against damage claims which may arise from operations under this contract, whether such operations be by the insured or by anyone directly or indirectly employed by him and, also against any of the special hazards which may be encountered in the performance of this contract as enumerated below.
- (e) Builder's Risk Insurance (Fire and Extended Coverage): Until the project is completed and accepted by the Owner, the Owner, or Contractor (at the Owner's option) is required to maintain Builder's Risk Insurance (fire and extended coverage) premiums during construction unless the Contractor is required to provide such insurance; however, this provision shall not release the Contractor from his obligation to complete, according to plans and specifications, the project covered by the contract, and the Contractor and his Surety shall be obligated to full performance of the Contractor's undertaking.
- (f) Proof of Carriage of Insurance: The Contractor shall furnish the Owner with certificates showing the type, amount, class of operations covered, effective dates and date of expiration of policies.

30. Contract Security

For contracts in excess of \$100,000, the Contractor shall furnish a performance bond in an amount at least equal to one hundred percent (100%) of the contract prices as security for the faithful performance of this contract and also a payment bond in an amount not less than one hundred percent (100%) of the contract price or in a penal sum not less than that prescribed by State, territorial or local law, as security for the payment of all persons performing labor on the project under this contract and furnishing materials in connection with this contract. The performance bond and the payment bond may be in one or in separate instruments in accordance with local law. For construction contracts under \$100,000, the Local Public Body must require, consistent with RCW 39.08, a combined performance and payment bond of not less than 25% of the contract's price or more than 100% of the contract price to secure fulfillment of all of the Contractor's obligations under the contract and to assure payment of all persons supplying labor and materials to the Contractor. The amount of the bond, within these limits, may be fixed by general ordinance of the Local Public Body.

31. Additional or Substitute Bond

If at any time the Owner, for justifiable cause, shall be or become dissatisfied with any surety or sureties, then upon the Performance or Payment Bonds, the Contractor shall within five (5) days after notice from the Owner to do so, substitute an acceptable bond (or bonds) in such form and sum and signed by such other surety or sureties as may be satisfactory to the Owner. The premiums on such bonds shall be paid by the Contractor. No further payments shall be deemed due nor shall be made until the new surety or sureties shall have furnished such an acceptable bond to the Owner.

32. Assignments

The Contractor shall not assign the whole or any part of this contract or any moneys due or to become due hereunder without written consent of the Owner. In case the Contractor assigns all or any part of any moneys due or to become due under this contract, the instrument of assignment shall contain a clause substantially to the effect that it is agreed that the right of the assignee in and to any moneys due or to become due to the Contractor shall be subject to prior claims of all persons, firms and corporations of services rendered or materials supplied for the performance of the work called for in this contract.

33. Mutual Responsibility of Contractors

If, through acts of neglect on the part of the Contractor, any other Contractor or any subcontractor shall suffer loss or damage on the work, the Contractor agrees to settle with such other Contractor or subcontractor by agreement or arbitration if such other Contractor or subcontractors will so settle. If such other Contractor or subcontractor shall assert any claim against the Owner on account of any damage alleged to have been sustained, the Owner shall notify the Contractor, who shall indemnify and save harmless the Owner against any such claim.

34. Separate Contracts

The Contractor shall coordinate his operations with those of other Contractors. Cooperation will be required in the arrangement for the storage of materials and in the detailed execution of the work. The Contractor, including his subcontractors, shall keep informed of the progress and the detail work of other Contractors and shall notify the Architect/Engineer immediately of lack of progress or defective workmanship on the part of other Contractors. Failure of a Contractor to keep informed of the work progressing on the site and failure to give notice of lack of progress or defective workmanship by others shall be construed as acceptance by him/her of the status of the work as being satisfactory for proper coordination with his own work.

35. Subcontracting

- (a) The Contractor may utilize the services of specialty subcontractors on those parts of the work which, under normal contracting practices, are performed by specialty subcontractors.
- (b) The Contractor shall not award any work to any subcontractor without prior written approval of the Owner, which approval will not be given until the Contractor submits to the Owner a written statement concerning the proposed award to the subcontractor, which statement shall contain such information as the Owner may require.
- (c) The Contractor shall be as fully responsible to the Owner for the acts and omissions of his subcontractors, and of persons either directly or indirectly employed by them, as he is for the acts and omissions of persons directly employed by him.

- (d) The Contractor shall cause appropriate provisions to be inserted in all subcontracts relative to the work to bind subcontractors to the documents insofar as applicable to the work of subcontractors and to give the Contractor the same power as regards terminating any subcontract that the Owner may exercise over the Contractor under any provision of the contract documents.
- (e) Nothing contained in this contract shall create any contractual relation between any subcontractor and the Owner.

36. Architect/Engineer's Authority

The Architect/Engineer shall give all orders and directions contemplated under this contract and specifications, relative to the execution of the work. The Architect/Engineer shall determine the amount, quality, acceptability and fitness of the several kinds of work and materials which are to be paid for under this contract and shall decide all questions which may arise in relation to said work and the construction thereof. The Architect/Engineer's estimates and decisions shall be final and conclusive, except as herein otherwise expressly provided. In case any questions shall arise between the parties hereto relative to said contract or specifications, the determination or decision of the Architect/Engineer shall be a condition precedent to the right of the Contractor to receive any money or payment for work under this contract affected in any matter or to any extent by such question.

The Architect/Engineer shall decide the meaning and intent of any portion of the specifications and of any plans or drawings where the same may be found obscure or be in dispute. Any differences or conflicts in regard to their work which may arise between the Contractor under this contract and other Contractors performing work for the Owner shall be adjusted and determined by the Architect/Engineer.

37. Stated Allowances

The Contractor shall include in his proposal the cash allowance stated in the Supplemental General Conditions. The Contractor shall purchase the "Allowed Materials" as directed by the Owner on the basis of the lowest and best bid of at least three competitive bids. If the actual price for purchasing the "Allowed Materials" is more or less than the "Cash Allowance," the contract price shall be adjusted accordingly. The adjustment in contract price shall be made on the basis of the purchase price without additional charges for overhead, profit, insurance or any other incidental expenses. The cost of installation of the "Allowed Materials" shall be included in the applicable sections of the Contract Specifications covering this work.

38. Use of Premises and Removal of Debris

The Contractor expressly undertakes at his own expense:

- (a) To take every precaution against injuries to persons or damage to property;
- (b) To store his apparatus, materials, supplies and equipment in such orderly fashion at the work site of the work as will not unduly interfere with the progress of his work or the work of any other Contractors;
- (c) To place upon the work or any part thereof only such loads as are consistent with the safety of that portion of the work;
- (d) To clean up frequently all refuse, rubbish, scrap materials and debris caused by his operations, to the end that at all times the site of the work shall present a neat, orderly and workmanlike appearance;

- (e) Before final payment to remove all surplus material, false-work, temporary structures, including foundations thereof, plant of any description and debris of every nature resulting from his operations, and to put the site in a neat, orderly condition; and
- (f) To affect all cutting, fitting or patching of his work required to make the same to conform to the plans and specifications and, except with the consent of the Architect/Engineer, not to cut or otherwise alter the work of any other Contractor.

39. Quantities of Estimate

Wherever the estimated quantities of work to be done and materials to be furnished under this contract are shown in any of the documents, including the proposal, they are given for use in comparing bids and the right is especially reserved except, as herein otherwise specifically limited, to increase or diminish them as may be deemed reasonable necessary or desirable by the Owner to complete the work contemplated by this contract, and such increase or diminution shall in no way vitiate this contract, nor shall any such increase or diminution give cause for claims or liability for damages.

40. Lands and Rights-of-Way

Prior to the start of construction, the Owner shall obtain all lands and rights-of-way necessary for the carrying out and completion of work to be performed under this contract. Any property acquisition shall comply with Title II and III of the Uniform Relocation Assistance and Real Property Acquisition Policies of 1970 (42 U.S.C. 4630).

41. General Guaranty

Neither the final certificate of payment nor any provision in the Contract Documents, nor partial or entire occupancy of the premises by the Owner, shall constitute an acceptance of work not done in accordance with the Contract Documents or relieve the Contractor of liability in respect to any expressed warranties or responsibility for faulty materials or workmanship. The Contractor shall remedy any defects in the work and pay for any damage to other work resulting therefrom, which shall appear within a period of one year from the date of final acceptance of the work unless a longer period is specified. The Owner will give notice of observed defects with reasonable promptness.

42. Conflicting Conditions

Any provisions in any of the Contract Documents which may be in conflict or inconsistent with any of the paragraphs in these general conditions shall be void to the extent of such conflict or inconsistency.

43. Notice and Service Thereof

Any notice to any Contractor from the Owner relative to any part of this contract shall be in writing and considered delivered and the service thereof completed, when said notice is posted, by certified or registered mail, to the said Contractor at his last given address, or delivered in person to the said Contractor or his authorized representative on the work.

44. Provisions Required by Law Deemed Inserted

Each and every provision of law and clause required by law to be inserted in this contract shall be deemed to be inserted herein and the contract shall be read and enforced as though it were included herein, and if through mistake or otherwise any such provision is not inserted, or is not

correctly inserted, then upon the application of either party the contract shall forthwith be physically amended to make such insertion or correction.

45. Protection of Lives and Health

The Contractor shall exercise proper precaution at all times for the protection of persons and property and shall be responsible for all damages to persons or property, either on or off the site, which occur as a result of his prosecution of the work. The safety provisions of applicable laws and building and construction codes, in addition to specific safety and health regulations described by Chapter XIII, Bureau of Labor Standards, Department of Labor, Part 1518, Safety and Health Regulations for Construction, as outlined in the Federal Register, Volume 36, No. 75, Saturday, April 17, 1971. Title 29 – LABOR, shall be observed and the Contractor shall take or cause to be taken, such additional safety and health measures as the Contracting Authority may determine to be reasonably necessary.

46. Subcontracts

The Contractor will insert in any subcontracts the Federal Labor Standards Provisions contained herein and such other clauses as the Department of Housing and Urban Development or COMMERCE may, by instructions require, and also a clause requiring the subcontractors to include these clauses in any lower tier subcontracts which they may enter into, together with a clause requiring this insertion in any further subcontracts that may in turn be made.

47. Interest of Member of or Delegate to Congress

No member of or Delegate to Congress, or Resident Commissioner, shall be admitted to any share or part of this contract or to any benefit that may arise therefrom, but this provision shall not be construed to extend to this contract if made with a corporation for its general benefit.

48. Other Prohibited Interests

No official of the Owner who is authorized in such capacity and on behalf of the Owner to negotiate, make, accept or approve, or to take part in negotiating, making, accepting, or approving any architectural, engineering, inspection, construction or material supply become directly or indirectly interested personally in this contract or in any part hereof. No officer, employee, architect, attorney, engineer or inspector of or for the Owner who is authorized in such capacity and on behalf of the Owner to exercise any legislative, executive, supervisory or other similar functions in connection with the construction of the project, shall become directly or indirectly interested personally in this contract or in any part thereof, any material supply contract, subcontract, insurance contract, or any other contract pertaining to the project. No officer or employee of the Washington State Department of COMMERCE or the Owner shall receive any personal or pecuniary gain or interest, direct or indirect, in any contract or subcontract, or the proceeds thereof, for work to be performed in connection with this project.

49. Use and Occupancy Prior to Acceptance by Owner

The Contractor agrees to the use and occupancy of a portion or unit of the project before formal acceptance by the Owner, provided by the Owner:

- (a) Secures written consent of the Contractor except in the event, in the opinion of the Architect/Engineer, the Contractor is chargeable with unwarranted delay in final cleanup of punch list items or other contract requirements;

- (b) Secures endorsement from the insurance-carrier and consent of the surety permitting occupancy of the building or use of the project during the remaining period of construction; or
- (c) When the project consists of more than one building, and one of the buildings is occupied, secures permanent fire and extended coverage insurance, including a permit to complete construction. Consent of the surety must also be obtained.

50. Photographs of the Project

If required by the Owner, the Contractor shall furnish photographs of the project.

51. Suspension of Work

Should the Owner be prevented or enjoined from proceeding with work either before or after the start of construction by reason of any litigation or other reason beyond the control of the Owner, the Contractor shall not be entitled to make or assert claim for damage by reason of said delay; but time for completion of the work will be extended to such reasonable time as the Owner may determine will compensate for time lost by such delay with such determination to be set forth in writing.

Note: Items 52 – 66 are omitted.

67. Ineligible Subcontractors

The Contractor shall not subcontract any part of the work covered by this Contract or permit subcontracted work to be further subcontracted without the Local Public Agency's or Public Body's prior written approval of the subcontractor. The Local Public Agency or Public Body will not approve any subcontractor for work covered by this contract who is at the time ineligible under the provisions of any applicable regulations issued by the Secretary of Labor, U. S. Department of Labor or the Secretary of Housing and Urban Development, to receive and award of such subcontract. Verifications of Subcontractors need to be obtained by the Contractor from www.sam.gov, and maintained in a file accessible by COMMERCE or the Grant Recipient for audit purposes.

68. Provisions to be Included in Certain Subcontracts

The Contractor shall include or cause to be included in each subcontract covering any of the work covered by this Contract, provisions which are consistent with these Federal Labor Standards Provisions and also a clause requiring the subcontractors to include such provisions in any lower tier requiring such insertion in any further subcontracts that may in turn be made.

69. Breach of Foregoing Federal Labor Standards Provision

In addition to the causes for termination of this Contract as herein elsewhere set forth, the Local Public Agency or Public Body reserves the right to terminate this Contract if the Contractor or any subcontractor whose subcontract covers any of the work covered by this Contract shall breach any of these Federal Labor Standards Provisions. A breach of these Federal Labor Standards Provisions may also be grounds for debarment as provided by the applicable regulations issued by the Secretary of Labor, U. S. Department of Labor.

70. Employment Practices

The Contractor (1) shall, to the greatest extent practicable, follow hiring and employment practices for work on the project which will provide new job opportunities for the unemployed and under-employed, and (2) shall insert or cause to be inserted the same provision in each construction subcontract.

71. Contract Termination; Debarment

A breach of the Federal Labor Standards Provisions may be grounds for termination of the Contract, and for debarment as provided in 29 CFR 5.6.

72. Federal Labor Standards Provisions

Federal Labor Standards Provisions

Form HUD-4010 (06/2009)

Applicability

The Project or Program to which the construction work covered by this contract pertains is being assisted by the United States of America and the following Federal Labor Standards Provisions are included in this Contract pursuant to the provisions applicable to such Federal assistance.

A. 1. (i) Minimum Wages. All laborers and mechanics employed or working upon the site of the work will be paid unconditionally and not less often than once a week, and without subsequent deduction or rebate on any account (except such payroll deductions as are permitted by regulations issued by the Secretary of Labor under the Copeland Act (29 CFR Part 3), the full amount of wages and bona fide fringe benefits (or cash equivalents thereof due at time of payment computed at rates not less than those contained in the wage determination of the Secretary of Labor which is attached hereto and made a part hereof, regardless of any contractual relationship which may be alleged to exist between the contractor and such laborers and mechanics. Contributions made or costs reasonably anticipated for bona fide fringe benefits under Section 1(b)(2) of the Davis-Bacon Act on behalf of laborers or mechanics are considered wages paid to such laborers or mechanics, subject to the provisions of 29 CFR-5.5(a)(1)(iv); also regular contributions made or costs incurred for more than a weekly period (but not less of often than quarterly) under plans, funds, or programs, which cover the particular weekly period, are deemed to be constructively made or incurred during such weekly period. Such laborers and mechanics shall be paid the appropriate wage rate and fringe benefits on the wage determination for the classification of work actually performed, without regard to skill, except as provided in 29 CFR Part 5.5(a)(4). Laborers or mechanics performing work in more than one classification may be compensated at the rate specified for each classification for the time actually worked therein: Provided, that the employer's payroll records accurately set forth the time spent in each classification in which work is performed. The wage determination (including any additional classification and wage rates conformed under 29 CFR Part 5.5(a)(1)(ii) and the Davis-Bacon poster (WH-1321) shall be posted at all times by the contractor and its subcontractors at the site of the work in a prominent and accessible, place where it can be easily seen by the workers.

(ii)(a) Any class of laborers or mechanics which is not listed in the wage determination and which is to be employed under the contract shall be classified in conformance with the wage determination. HUD shall approve an additional classification wage rate and fringe benefits therefor only when the following criteria have been met:

(1) The work to be performed by the classification requested is not performed by a classification in the wage determination; and

(2) The classification is utilized in the area by the construction industry; and

(3) The proposed wage rate, including any bona fide fringe benefits, bears a reasonable relationship to the wage rates contained in the wage determination.

(b) If the contractor and the laborers and mechanics to be employed in the classification (if known), or their representatives, and HUD or its designee agree on the classification and wage rate (including the amount designated for fringe benefits where appropriate), a report of the action taken shall be sent by HUD or its designee to the Administrator of the Wage and Hour Division, Employment Standards Administration, U. S. Department of Labor, Washington, D. C. 20210. The Administrator, or an authorized representative, will approve, modify, or disapprove every additional classification action within 30 days of receipt and so advise HUD or its designee within or will notify HUD or its designee the 30-day period that additional time is necessary. (Approved by the Office of Management and Budget under OMB control number 1215-0140.)

(c) In the event the contractor, the laborers or mechanics to be employed in the classification or their representatives, and HUD or its designee do not agree on the proposed classification and wage rate (including the amount designated for fringe benefits, where appropriate), HUD or its designee shall refer the questions, including the views of all interested parties and the recommendation of HUD or its designee, to the Administrator for determination. The Administrator, or an authorized representative, will issue a determination within 30 days of receipt and so advise HUD or its designee or will notify HUD or its designee within the 30-day period that additional time is necessary. (Approved by the Office of Management and Budget under OMB Control Number 1215-0140.)

(d) The wage rate (including fringe benefits where appropriate) determined pursuant to subparagraphs (1)(ii)(b) or (c) of this paragraph, shall be paid to all workers performing work in the classification under this contract from the first day on which work is performed in the classification.

(iii) Whenever the minimum wage rate prescribed in the contract for a class of laborers or mechanics includes a fringe benefit which is not expressed as an hourly rate, the contractor shall either pay the benefit as stated in the wage determination or shall pay another bona fide fringe benefit or an hourly cash equivalent thereof.

(iv) If the contractor does not make payments to a trustee or other third person, the contractor may consider as part of the wages of any laborer or mechanic the amount of any costs reasonably anticipated in providing bona fide fringe benefits under a plan or program, Provided, That the Secretary of Labor has found, upon the written request of the contractor, that the applicable standards of the Davis-Bacon Act have been met. The Secretary of Labor may require the contractor to set aside in a separate account assets for the meeting of obligations under the plan or program. (Approved by the Office of Management and Budget under OMB Control Number 1215-0140.)

2. Withholding. HUD or its designee shall upon its own action or upon written request of an authorized representative of the Department of Labor withhold or cause to be withheld from the contractor under this contract or any other Federal contract with the same prime contractor, or any other Federally-assisted contract subject to Davis-Bacon prevailing wage requirements, which is held by the same prime contractor so much of the accrued payments or advances as may be considered necessary to pay laborers and mechanics, including apprentices, trainees and helpers, employed by the contractor or any subcontractor the full amount of wages required by the contract. In the event of failure to pay any laborer or mechanic, including any apprentice, trainee or helper, employed or working on the site of the work, all or part of the wages required by the contract, HUD or its designee may, after written notice to the contractor, sponsor, applicant, or owner, take such action as may be necessary to cause the suspension of any further payment, advance, or guarantee of funds until such violations have ceased. HUD or its designee may, after written notice to the contractor, disburse such amounts withheld for and on account of the contractor or subcontractor to the respective employees to whom they are due. The Comptroller General shall make such disbursements in the case of direct Davis-Bacon Act contracts.

3. (i) Payrolls and basic records. Payrolls and basic records relating thereto shall be maintained by the contractor during the course of the work preserved for a period of three years thereafter for all laborers and mechanics working at the site of the work. Such records shall contain the name, address, and social security number of each such worker, his or her correct classification, hourly rates of wages paid (including rates of contributions or costs anticipated for bona fide fringe benefits or cash equivalents thereof of the types described in Section 1(b)(2)(B) of the Davis-Bacon Act), daily and weekly number of hours worked, deductions made and actual wages paid. Whenever the Secretary of Labor has found under 29 CFR 5.5(a)(1)(iv) that the wages of any laborer or mechanic include the amount of any costs reasonably anticipated in providing benefits under a plan or program described in Section 1(b)(2)(B) of the Davis-Bacon Act, the contractor shall maintain records which show that the commitment to provide such benefits is enforceable, that the plan or program is financially responsible, and that the plan or program has been communicated in writing to the laborers or mechanics affected, and records which show the costs anticipated or the actual cost incurred in providing such benefits. Contractors employing apprentices or trainees under approved programs shall maintain written evidence of the registration of apprenticeship programs and certification of trainee programs, the registration of the apprentices and trainees, and the ratios and wage rates prescribed in the applicable programs. (Approved by the Office of Management and Budget under OMB Control Numbers 1215-0140 and 1215-0017.)

(ii) (a) The contractor shall submit weekly for each week in which a contract work is performed a copy of all payrolls to HUD or its designee if the agency is a party to the contract, but if the agency is not such a party, the contractor will submit the payrolls to the applicant, sponsor, or owner, as the case may be, for transmission to HUD or its designee. The payrolls submitted shall set out accurately and completely all of the

information required to be maintained under 29 CFR Part 5.5(a)(3)(i) except that full social security numbers and home addresses shall not be included on weekly transmittals. Instead the payrolls shall only need to include an individually identifying number for each employee (e.g., the last four digits of the employee's social security number). The required weekly payroll information may be submitted in any form desired. Optional Form WH-347 is available for this purpose from the Wage and Hour Division Web site at <http://www.dol.gov/esa/whd/forms/wh347instr.htm> or its successor site. The prime contractor is responsible for the submission of copies of payrolls by all subcontractors. Contractors and subcontractors shall maintain the full social security number and current address of each covered worker, and shall provide them upon request to HUD or its designee if the agency is a party to the contract will submit the payrolls to the applicant sponsor, or owner, as the case may be, for transmission to HUD or its designee, the contractor, or the Wage and Hour Division of the Department of Labor for purposes of an investigation or audit of compliance with prevailing wage requirements. It is not a violation of this subparagraph for a prime contractor to require a subcontractor to provide addresses and social security numbers to the prime contractor for its own records, without weekly submission to HUD or its designee. (Approved by the Office of Management and Budget under OMB Control Number 1215-0149.)

(b) Each payroll submitted shall be accompanied by a "Statement of Compliance," signed by the contractor or subcontractor or his or her agent who pays or supervises the payment of the persons employed under the contract and shall certify the following:

(1) That the payroll for the payroll period contains the information required to be maintained under 29 CFR 5.5(a)(3)(ii), the appropriate information is being maintained under 29 CFR 5.5(a)(3)(i), and that such information is correct and complete;

(2) That each laborer or mechanic (including each helper, apprentice, and trainee) employed on the contract during the payroll period has been paid the full weekly wages earned, without rebate, either directly or indirectly, and that no deductions have been made either directly or indirectly from the full wages earned, other than permissible deductions as set forth in 29 CFR Part 3;

(3) That each laborer or mechanic has been paid not less than the applicable wage rates and fringe benefits or cash equivalents for the classification of work performed, as specified in the applicable wage determination incorporated into the contract.

(c) The weekly submission of a properly executed certification set forth on the reverse side of Optional Form WH-347 shall satisfy the requirement for submission of the "Statement of Compliance" required by paragraph A.3(ii)(b).

(d) The falsification of any of the above certifications may subject the contractor or subcontractor to civil or criminal prosecution under Section 1001 of Title 18 and Section 231 of Title 31 of the United States Code.

(iii) The contractor or subcontractor shall make the records required under paragraph A.3(i) available for inspection, copying, or transcription by authorized representatives of HUD or its designee or the Department of Labor, and shall

permit such representatives to interview employees during working hours on the job. If the contractor or subcontractor fails to submit the required records or to make them available, HUD or its designee may, after written notice to the contractor, sponsor, applicant, or owner, take such action as may be necessary to cause the suspension of any further payment, advance, or guarantee of funds. Furthermore, failure to submit the required records upon request or to make such records available may be grounds for debarment action pursuant to 29 CFR 5.12.

4. Apprentices and Trainees.

(i) Apprentices. Apprentices will be permitted to work less than the predetermined rate for the work they performed when they are employed pursuant to and individually registered in a bona fide apprenticeship program registered with the U. S. Department of Labor, Employment and Training Administration, Office of Apprenticeship and Training, Employer and Labor Services, or with a State Apprenticeship Agency recognized by the Office, or if a person is employed in his or her first 90 days of probationary employment as an apprentice in such an apprenticeship program, who is not individually registered in the program, but who has been certified by the Office of Apprenticeship and Training, Employer and Labor Services, or a State Apprenticeship Agency (where appropriate) to be eligible for probationary employment as an apprentice. The allowable ratio of apprentices to journeymen on the job site in any craft classification shall not be greater than the ratio permitted to the contractor as to the entire work force under the registered program. Any worker listed on a payroll at an apprentice wage rate, who is not registered or otherwise employed as stated above, shall be paid not less than the applicable wage rate on the wage determination for the classification of work actually performed. In addition, any apprentice performing work on the job site in excess of the ratio permitted under the registered program shall be paid not less than the applicable wage rate on the wage determination for the work actually performed. Where a contractor is performing construction on a project in a locality other than that in which its program is registered, the ratios and wage rates (expressed in percentages of the journeyman's hourly rate) specified in the contractor's or subcontractor's registered program shall be observed. Every apprentice must be paid at not less than the rate specified in the registered program for the apprentice's level of progress, expressed as a percentage of the journeymen's hourly rate specified in the applicable wage determination. Apprentices shall be paid fringe benefits in accordance with the provisions of the apprenticeship program. If the apprenticeship program does not specify fringe benefits, apprentices must be paid the full amount of fringe benefits listed on the wage determination for the applicable classification. If the Administrator determines that a different practice prevails for the applicable apprentice classification, fringes shall be paid in accordance with that determination. In the event the Office of Apprenticeship and Training, Employer and Labor Services, or a State Apprenticeship Agency recognized by the Bureau, withdraws approval of an apprenticeship program, the contractor will no longer be permitted to utilize apprentices at less than the applicable predetermined rate for the work performed until an acceptable program is approved.

(ii) Trainees. Except as provided in 29 CFR 5.16, trainees will not be permitted to work at less than the predetermined rate for the work performed unless they are employed pursuant to, and individually registered in a program which has received prior approval, evidenced by formal certification by the U. S. Department of Labor, Employment and Training Administration. The ratio of trainees to journeymen on the job site shall not be greater than permitted under the plan approved by the Employment and Training Administration. Every trainee must be paid at not less than the rate specified in the approved program for the trainee's level of progress, expressed as a percentage of the journeyman hourly rate specified in the applicable wage determination. Trainees shall be paid fringe benefits in accordance with the provisions of the trainee program. If the trainee program does not mention fringe benefits, trainees shall be paid the full amount of fringe benefits listed on the wage determination unless the Administrator of the Wage and Hour Division determines that there is an apprenticeship program associated with the corresponding journeyman wage rate on the wage determination which provides for less than full fringe benefits for apprentices. Any employee listed on the payroll at a trainee rate who is not registered and-participating in a training plan approved by the Employment and Training Administration shall be paid not less than the applicable wage rate on the wage determination for the work actually performed. In addition, any trainee performing work on the job site in excess of the ratio permitted under the registered program shall be paid not less than the applicable wage rate on the wage determination for the work actually performed. In the event the Employment and Training Administration withdraws approval of a training program, the contractor will no longer be permitted to utilize trainees at less than the applicable predetermined rate for the work performed until an acceptable program is approved.

(iii) Equal employment opportunity. The utilization of apprentices, trainees and journeymen under 29CFR Part 5 shall be in conformity with the equal employment opportunity requirements of Executive Order 11246, as amended, and 29 CFR Part 30.

5. Compliance with Copeland Act requirements. The contractor shall comply with the requirements of 29 CFR Part 3 which are incorporated by reference in this contract.

6. Subcontracts. The contractor or subcontractor will insert in any subcontracts the clauses contained in subparagraphs 1 through 11 in this paragraph A and such other clauses as HUD or its designee may be appropriate instructions require, and a copy of the applicable prevailing wage decision, and also a clause requiring the subcontractors to include these clauses in any lower tier subcontracts. The prime contractor shall be responsible for the compliance by any subcontractor or lower tier subcontractor with all the contract clauses in this paragraph.

7. Contract termination; debarment. A breach of the contract clauses in 29 CFR 5.5 may be grounds for termination of the contract and for debarment as a contractor and a subcontractor as provided in 29 CFR 5.12.

8. Compliance with Davis-Bacon and Related Act Requirements. All rulings and interpretations of the Davis-Bacon and Related Acts contained in 29 CFR Parts 1, 3, and 5 are herein incorporated by reference in this contract.

9. Disputes concerning labor standards. Disputes arising out of the labor standards provisions of this contract shall not be subject to the general disputes clause of this contract. Such disputes shall be resolved in accordance with the procedures of the Department of Labor set forth in 29 CFR Parts 5, 6, 7. Disputes within the meaning of this clause include disputes between the contractor (or any of its subcontractors) and HUD or its designee, the U. S. Department of Labor, or the employees or their representatives.

10. (i) Certification of Eligibility. By entering into this contract the contractor certifies that neither it (nor he or she) nor any person or firm who has an interest in the contractor's firm is a person or firm ineligible to be awarded Government contracts by virtue of Section 3(a) of the Davis-Bacon Act or 29 CFR Part 5.12(a)(1) or to be awarded HUD contracts or participate in HUD programs pursuant to 24 CFR Part 24

(ii) No part of this contract shall be subcontracted to any person or firm ineligible for award of Government contract by virtue of Section 3(a) of the Davis-Bacon Act or 29 CFR 5.12(a)(1) or to be awarded HUD contracts or participate in HUD programs pursuant to 24 CFR Part 24.

(iii) The penalty for making false statements is prescribed in the U. S. Criminal Code, 18 U.S.C. 1001. Additionally, U. S. Criminal Code, Section 1 01 0, Title 18, U.S.C., "Federal Housing Administration transactions", provides in part:

"Whoever, for the purpose of ... influencing in any way the action of such Administration ... makes, utters or publishes any statement, knowing the same to be false....shall be fined not more than \$5,000 or imprisoned not more than two years, or both."

11. Complaints, Proceedings, or Testimony by Employees.

No laborer or mechanic to whom the wage, salary, or other labor standards provisions of this Contract are applicable shall be discharged or in any other manner discriminated against by the Contractor or any subcontractor because such employee has filed any complaint or instituted or caused to be instituted any proceeding or has testified or is about to testify in any proceeding under or relating to the labor standards applicable under this Contract to his employer.

B. Contract Work Hours and Safety Standards Act. The provisions of this paragraph B are applicable where the amount of the prim contract exceeds \$100,000. As used in this paragraph, the terms "laborers" and "mechanics" include watchmen and guards.

(1) Overtime requirements. No contractor or subcontractor contracting for any part of the contract work which may require or involve the employment of laborers or mechanics shall require or permit any such laborer or mechanic in any workweek in which the individual is employed on such work to work in excess of 40 hours in such workweek unless such laborer or mechanic receives compensation at a rate not less than one and one-half times the basic rate of pay for all hours worked in excess of 40 hours in such workweek.

(2) Violation; liability for unpaid wages; liquidated damages. In the event of any violation of the clause set forth in

subparagraph (1) of this paragraph, the contractor and any subcontractor responsible therefore shall be liable for the unpaid wages. In addition, such contractor and subcontractor shall be liable to the United States (in the case of work done under, contract for the District of Columbia or a territory, to such District or to such territory), for liquidated damages. Such liquidated damages shall be computed with respect to each individual laborer or mechanic, including watchmen and guards, employed in violation of the clause set forth in subparagraph (1) of this paragraph, in the sum of \$10 for each calendar day on which such individual was required or permitted to work in excess of the standard workweek of 40 hours without payment of the overtime wages required by the clause set forth in subparagraph (1) of this paragraph.

(3) Withholding for unpaid wages and liquidated damages. HUD or its designee shall upon its own action or upon written request of an authorized representative of the Department of Labor withhold or cause to be withheld, from any moneys payable on account of work performed by the contractor or subcontractor under any such contract or any other Federal contract with the same prime contract, or any other Federally-assisted contract subject to the Contract Work Hours and Safety Standards Act which is held by the same prime contractor such sums as may be determined to be necessary to satisfy any liabilities of such contractor or subcontractor for unpaid wages and liquidated damages as provided in the clause set forth in subparagraph (2) of this paragraph.

(4) Subcontracts. The contractor or subcontractor shall insert in any subcontracts the clauses set forth in subparagraph (1) through (4) of this paragraph and also a clause requiring the subcontractors to include there clauses in any lower tier subcontracts. The prime contractor shall be responsible for compliance by any subcontractor or lower tier subcontractor with the clauses set forth in subparagraphs (1) through (4) of this paragraph.

C. Health and Safety. The provisions of this paragraph C are applicable where the amount of the prime contract exceeds \$100,000.

(1) No laborer or mechanic shall be required to work in surroundings or under working conditions which are unsanitary, hazardous, or dangerous to his health and safety as determined under construction safety and health standards promulgated by the Secretary of Labor by regulation.

(2) The Contractor shall comply with all regulations issued by the Secretary of Labor pursuant to Title 29 Part 1926 and failure to comply may result in imposition of sanctions pursuant to the Contract Work Hours and Safety Standards Act, (Public Law 91-54, 83 Stat. 96). 40 USC 3701 et seq.

(3) The Contractor shall include the provisions of this paragraph in every subcontract so that such provisions will be binding on each subcontractor. The contractor shall take such action with respect to any subcontractor as the Secretary of Housing and Urban Development or the Secretary of Labor shall direct as a means of enforcing such provisions.

73. Compliance With State Prevailing Wage Requirements (RCW 39.12)

Before any payment is made of any sums due under this Contract, the Local Government Body must receive from the Contractor and each subcontractor a copy of the "Statement of Intent to Pay Prevailing Wages" approved by the Washington State Department of Labor and Industries. Also following the acceptance of the project, the Local Government Body must receive from the Contractor and each subcontractor a copy of the "Affidavit of Wages Paid" approved by the State Department of Labor and Industries. Forms may be obtained from the Department of Labor and Industries. The Contractor and each subcontractor shall pay all fees associated with and make all applications directly to the Department of Labor and Industries. These affidavits will be required before any funds retained, according to the provisions of RCW 60.28.010, are released to the Contractor. Payment by the Contractor or subcontractor of any fees shall be considered incidental to the construction and all costs shall be included in other pay items of the project.

74. Title VI of the Civil Rights Act of 1964

No person shall, on the grounds of race, color or national origin, be excluded from participation in, be denied the benefits of, or be subjected to discrimination under any program or activity receiving Federal financial assistance. (Public Law 88-352, Title VI of the Civil Rights Act of 1964, 42 U.S.C. 2000d et. seq.)

75. Section 109 of the Housing and Community Development Act of 1974, as Amended

No person in the United States shall on the grounds of race, color, national origin, sex or religion be excluded from participation in, be denied the benefits of, or be subjected to discrimination under any program or activity funded in whole or in part with funds made available under this title.

76. Age Discrimination Act of 1975, as Amended

No person shall be excluded from participation, denied program benefits, or subjected to discrimination on the basis of age under any program or activity receiving federal funding assistance. (42 U.S.C. 610 et. seq.)

77. Section 504 of the Rehabilitation Act of 1973, as Amended

No otherwise qualified individual shall, solely by reason of his or her handicap, be excluded from participation (including employment), denied program benefits, or subjected to discrimination under any program or activity receiving Federal funds. (29 U.S.C. 794)

78. Section 3 of the Housing and Community Development Act of 1968

Section 3 clause:

- (a) The work to be performed under this contract is subject to the requirements of section 3 of the Housing and Urban Development Act of 1968, as amended, 12 U.S.C. 1701u (section 3). The purpose of section 3 is to ensure that employment and other economic opportunities generated by HUD assistance or HUD-assisted projects covered by section 3, shall, to the greatest extent feasible, be directed to low- and very low-income persons, particularly persons who are recipients of HUD assistance for housing.
- (b) The parties to this contract agree to comply with HUD's regulations in 24 CFR part 135, which implement section 3. As evidenced by their execution of this contract, the parties to this contract certify that they are under no contractual or other impediment that would prevent them from complying with the part 135 regulations.

- (c) The contractor agrees to send to each labor organization or representative of workers with which the contractor has a collective bargaining agreement or other understanding, if any, a notice advising the labor organization or workers' representative of the contractor's commitments under this section 3 clause, and will post copies of the notice in conspicuous places at the work site where both employees and applicants for training and employment positions can see the notice. The notice shall describe the section 3 preference, shall set forth minimum number and job titles subject to hire, availability of apprenticeship and training positions, the qualifications for each; and the name and location of the person(s) taking applications for each of the positions; and the anticipated date the work shall begin.
- (d) The contractor agrees to include this section 3 clause in every subcontract subject to compliance with regulations in 24 CFR part 135, and agrees to take appropriate action, as provided in an applicable provision of the subcontract or in this section 3 clause, upon a finding that the subcontractor is in violation of the regulations in 24 CFR part 135. The contractor will not subcontract with any subcontractor where the contractor has notice or knowledge that the subcontractor has been found in violation of the regulations in 24 CFR part 135.
- (e) The contractor will certify that any vacant employment positions, including training positions, that are filled (1) after the contractor is selected but before the contract is executed, and (2) with persons other than those to whom the regulations of 24 CFR part 135 require employment opportunities to be directed, were not filled to circumvent the contractor's obligations under 24 CFR part 135.
- (f) Noncompliance with HUD's regulations in 24 CFR part 135 may result in sanctions, termination of this contract for default, and debarment or suspension from future HUD assisted contracts.
- (g) With respect to work performed in connection with section 3 covered Indian housing assistance, section 7(b) of the Indian Self-Determination and Education Assistance Act (25 U.S.C. 450e) also applies to the work to be performed under this contract. Section 7(b) requires that to the greatest extent feasible (i) preference and opportunities for training and employment shall be given to Indians, and (ii) preference in the award of contracts and subcontracts shall be given to Indian organizations and Indian-owned Economic Enterprises. Parties to this contract that are subject to the provisions of section 3 and section 7(b) agree to comply with section 3 to the maximum extent feasible, but not in derogation of compliance with section 7(b).

79. Executive Order 11246. Equal Opportunity Clause.

During the performance of this Contract, the Contractor agrees as follows:

- (a) The Contractor will not discriminate against any employee or applicant for employment because of race, color, religion, sex or national origin. The Contractor will take affirmative action to ensure that applicants are employed and that employees are treated during employment, without regard to their race, color, religion, sex or national origin. Such action shall include, but not be limited to the following: employment, upgrading, demotion or transfer; recruitment or recruitment advertising; layoff or termination, rates of pay or other forms of compensation; and selection for training, including apprenticeship. The Contractor agrees to post in conspicuous places, available to employees and applicants for employment, notices to be provided setting forth the provision of this nondiscrimination clause;

- (b) The Contractor will, in all solicitations or advertisement for employees placed by or on behalf of the Contractor, state that all qualified applicants will receive consideration without regard to race, color, religion, sex or national origin;
- (c) The Contractor will send to each labor union or representative of workers with which he has a collective bargaining agreement or other contract or understanding, a notice to be provided by the Contract Compliance Officer advising the said labor union or workers' representatives of the Contractor's commitment under this Section, and shall post copies of the notice in conspicuous places available to employees and applicants for employment;
- (d) The Contractor will comply with all provisions of Executive Order 11246 of September 24, 1965, and of the rules, regulations and relevant orders of the Secretary of Labor;
- (e) The Contractor will furnish all information and reports required by Executive Order 11246 of September 24, 1965, and by rules, regulations and orders of the Secretary of Labor, or pursuant thereto, and will permit access to his books, records and accounts by the Department and the Secretary of Labor for purposes of investigation to ascertain compliance with such rules, regulations and orders;
- (f) In the event of the Contractor's noncompliance with the nondiscrimination clauses of this Contract or with any of the said rules, regulations or orders, this Contract may be canceled, terminated or suspended in whole or in part and the Contractor may be declared ineligible for further government contracts in accordance with procedures authorized in Executive Order 11246 of September 24, 1965 or by rule, regulation or order of the Secretary of Labor, or as otherwise provided by law; and
- (g) In the event of the Contractor's noncompliance with the nondiscrimination clauses of this Contract or with any of the said rules, regulations or orders, this Contract may be canceled, terminated or suspended in whole or in part and the Contractor may be declared ineligible for further government contracts in accordance with procedures authorized in Executive Order 11246 of September 24, 1965, so that such provisions will be binding upon each subcontractor or vendor. The Contractor will take such action with respect to any subcontract or purchase order as the Department may direct as a means of enforcing such provisions, including sanctions for noncompliance. Provided, however, that in the event a Contractor becomes involved in, or is threatened with, litigation with a subcontractor or vendor as a result of such direction by the Department, the Contractor may request the United States to enter into such litigation to protect the interest of the United States (Section 202 Equal Opportunity Clause).

80. Executive Order 11246. Segregated facilities.

A prime Contractor or subcontractor must ensure that facilities provided for employees are provided in such a manner that segregation on the basis of race, color, religion or national origin cannot result.

81. Executive Order 11246. Notice Requirement for Affirmative Action.

- (a) The Offeror's or Bidder's attention is called to the "Equal Opportunity Clause" and the "Standard Federal Equal Employment Opportunity Construction Contract Specifications" set forth herein.

(b) The Goals and timetables for minority and female participation, expressed in percentage terms for the Contractor's aggregate work force in each trade on all construction work in the covered area, are as follows:

- A goal for female participation in each trade is 6.9 percent for every county in Washington State.
- Refer to attachment 7-L for minority participation percentages.

These goals are applicable to all the Contractor's construction work (whether or not it is federal or federally assisted) performed in the covered area.

The Contractor's compliance with the Executive Order and the regulations in 41 CFR Part 60-4 shall be based on its implementation of the Equal Opportunity Clause, specific affirmative action obligations required by the specifications set forth in 41 CFR Part 60-4.3(a), and its efforts to meet the goals established for the geographical area where the contract resulting from this solicitation is to be performed. The hours of minority and female employment and training must be substantially uniform throughout the length of the contract and in each trade, and the Contractor shall make a good faith effort to employ minorities and women evenly on each of its projects. The transfer of minority or female employees or trainees from Contractor to Contractor or from project to project for the sole purpose of meeting the Contractor's goals shall be a violation of contract, the Executive Order and the regulations in 41 CFR Part 60-4. Compliance with the goals will be measured against the total work hours performed.

- (c) The Contractor shall provide written notification to the Director of the Office of Federal Contract Compliance Programs within ten (10) working days of award of any construction subcontract in excess of \$10,000 at any tier for construction work under the contract resulting from this solicitation. The notification shall list the name, address and telephone number of the subcontractor; employer identification number; estimated dollar amount of the subcontract; estimated starting and completion dates of the subcontract; and the geographical area in which the contract is to be performed.
- (d) As used in this Notice, and in the contract resulting from this solicitation, the "covered area" is (insert description of the geographical areas where the contract is to be performed giving the state, county and city, if any).

82. Executive Order 11246. Standard Federal Equal Employment Opportunity Construction Contract Specifications.

(a) As used in these specifications:

- (1) "Covered area" means the geographical area described in the solicitation from which this Contract resulted;
- (2) "Director" means Director, Office of Federal Contract Compliance Programs, United States Department of Labor, or any person to whom the Director delegates authority;
- (3) "Employer identification number" means the Federal Social Security number used on the Employer's Quarterly Federal Tax Return, U. S. Treasury Department Form 941; and
- (4) "Minority" includes:
 - Black (all persons having origins in any of the Black African racial groups not of Hispanic origin);

- Hispanic (all persons of Mexican, Puerto Rican, Cuban, Central or South American or other Spanish Culture or origin, regardless of race);
 - Asian and Pacific Islander (all persons having origins in any of the original peoples of the Far East, Southeast Asia and Indian Subcontinent, or the Pacific Islands); and
 - American Indian or Alaskan Native (all persons having origins in any of the original peoples of North America and maintaining identifiable tribal affiliations through membership and participation or community identification).
- (b) Whenever the Contractor, or any subcontractor at any tier, subcontracts a portion of the work involving any construction trade, it shall physically include in each subcontract in excess of \$10,000 the provisions of these specifications and the notice which contains the applicable goals for minority and female participation and which is set forth in the solicitation from which this Contract resulted.
- (c) If the Contractor is participating (pursuant to 41 CFR Part 60-4.5) in a Hometown Plan approved by the U. S. Department of Labor in the covered area either individually or through an association, its affirmative action obligations on all work in the plan area (including goals and timetables) shall be in accordance with that plan for those trades which have unions participating in the plan. Contractors must be able to demonstrate their participation in and compliance with the provisions of any such Hometown Plan. Each Contractor or subcontractor participating in an approved plan is individually required to comply with its obligations under the EEO clause, and to make a good faith effort to achieve each goal under the plan in each trade in which it has employees. The overall good faith performance by other contractors or subcontractors toward a goal in an approved plan does not excuse any covered Contractor's or subcontractor's failure to take good faith efforts to achieve the plan goals and timetables.
- (d) The Contractor shall implement the specific affirmative action standards provided in paragraphs 82 (g) (1) through (16) of these specifications. The goals set forth in the solicitation from which this contract resulted are expressed as percentages of the total hours of employment and training of minority and female utilization the Contractor should reasonably be able to achieve in each construction trade in which it has employees in the covered area. The Contractor is expected to make substantially uniform progress toward its goals in each craft during the period specified. Covered construction contractors performing contracts in geographical areas where they do not have a federal or federally-assisted construction contract shall apply the minority and female goals established for the geographic area where the Contract is being performed. Goals are published periodically in the Federal Register in notice form and such notices may be obtained from any Federal Contract Compliance Programs office or from Federal procurement contracting officers. The Contractor is expected to make substantially uniform progress in meeting its goals in each craft during the period specified.
- (e) Neither the provisions of any collective bargaining agreement, nor the failure by a union with whom the Contractor has a collective bargaining agreement, to refer either minorities or women shall excuse the Contractor's obligations under these specifications, Executive Order 11246, or the regulations promulgated pursuant thereto.
- (f) In order for the nonworking training hours of apprentices and trainees to be counted in meeting the goals, such apprentices and trainees must be employed by the Contractor

during the training period, and the Contractor must have made a commitment to employ the apprentices and trainees at the completion of their training, subject to the availability of employment opportunities. Trainees must be trained pursuant to training programs approved by the U. S. Department of Labor.

- (g) The Contractor shall take specific affirmative actions to ensure equal employment opportunity. The evaluation of the Contractor's compliance with these specifications shall be based upon its effort to achieve maximum results from its actions. The Contractor shall document these efforts fully, and shall implement affirmative action steps at least as extensive as the following:
- (1) Ensure and maintain a working environment free of harassment, intimidation and coercion at all sites, and in all facilities at which the Contractor's employees are assigned to work. The Contractor, where possible, will assign two or more women to each construction project. The Contractor shall specifically ensure that all foremen, superintendents and other on-site supervisory personnel are aware of and carry out the Contractor's obligation to maintain such a working environment, with specific attention to minority or female individuals working at such site or in such facilities;
 - (2) Establish and maintain a current list of minority and female recruitment sources, provide written notification to minority and female recruitment sources, and to community organizations when the Contractor or its unions have employment opportunities available, and maintain a record of the organizations' responses;
 - (3) Maintain a current file of the names, addresses and telephone numbers of each minority or female referral from a union, a recruitment source or community organization and of what action was taken with respect to each such individual. If such individual was sent to the union hiring hall for referral and was not referred back to the Contractor, this shall be documented in the file with the reason therefore, along with whatever additional actions the Contractor may have taken;
 - (4) Provide immediate written notification to the Director when the union or unions with which the Contractor has a collective bargaining agreement has not referred to the Contractor a minority person or woman sent by the Contractor, or when the Contractor has other information that the union referral process has impeded the Contractor's efforts to meet its obligations;
 - (5) Develop on-the-job training opportunities and/or participate in training programs for the area which expressly include minorities and women, including upgrading programs and apprenticeship and trainee programs relevant to the Contractor's employment needs, especially those programs funded or approved by the Department of Labor. The Contractor shall provide notice of these programs to the sources complied under 7b above;
 - (6) Disseminate the Contractor's EEO Policy by providing notice of the policy to unions and training programs and requesting their cooperation in assisting the Contractor in meeting its EEO obligations; by including it in any policy manual and collective bargaining agreement; by publicizing it in the company newspaper, annual report, etc.; by specific review of the policy with all management personnel and with all minority and female employees at least once a year; and by posting the company EEO policy on

bulletin boards accessible to all employees at each location where construction work is performed;

- (7) Review, at least annually, the company's EEO policy and affirmative action obligations under these specifications with all employees having any responsibility for hiring, assignment, layoff, termination or other employment decisions, including specific review of these items with on-site supervisory personnel such as Superintendents, General Foremen, etc., prior to the initiation of construction work at any job site. A written record shall be made and maintained identifying the time and place of these meetings, persons attending, subject matter discussed and disposition of the subject matter;
- (8) Disseminate the Contractor's EEO policy externally by including it in any advertising in the news media, specifically including minority and female news media, and providing written notification to and discussing the Contractor's EEO policy with other contractors and subcontractors with whom the Contractor does or anticipates doing business;
- (9) Direct its recruitment efforts, both oral and written, to minority, female and community organizations, to schools with minority and female students, and to minority and female recruitment and training organizations serving the Contractor's recruitment area and employment needs. Not later than one month prior to the date for the acceptance of applications for apprenticeship or other training by any recruitment source, the Contractor shall send written notification to organizations such as the above, describing the openings, screening procedures and tests to be used in the selection process;
- (10) Encourage present minority and female employees to recruit other minority persons and women and, where reasonable, provide after school, summer and vacation employment to minority and female youth both on the site and in other areas of a Contractor's work force;
- (11) Validate all tests and other selection requirements where there is an obligation to do so under 41 CFR Part 60-3;
- (12) Conduct, at least annually, an inventory and evaluation at least of all minority and female personnel for promotional opportunities and encourage these employees to seek or to prepare for, through appropriate training, etc., such opportunities;
- (13) Ensure that seniority practices, job classifications, work assignments and other personnel practices, do not have a discriminatory effect by continually monitoring all personnel and employment related activities to ensure that the EEO policy and the Contractor's obligations under these specifications are being carried out;
- (14) Ensure that all facilities and company activities are non-segregated except that separate or single-user toilet and necessary changing facilities shall be provided to assure privacy between the sexes;
- (15) Document and maintain a record of all solicitations of offers for subcontracts from minority and female construction contractors and suppliers, including circulation of solicitations to minority and female contractor associations and other business obligations; and

- (16) Conduct a review, at least annually, of all supervisors' adherence to and performance under the Contractor's EEO policies and affirmative action obligations.
- (h) Contractors are encouraged to participate in voluntary associations, which assist in fulfilling one or more of their affirmative action obligations (g1 through g16). The efforts of a contractor association, joint contractor-union, contractor-community, or other similar groups of which the Contractor is a member and participant, may be asserted as fulfilling any one or more of its obligations under (g1 through g16) of these specifications provided that the Contractor actively participates in the group, makes every effort to assure that the group has a positive impact on the employment of minorities and women in the industry, ensures that the concrete benefits of the program are reflected in the Contractor's minority and female work force participation, makes a good faith effort to meet its individual goals and timetables, and can provide access to documentation which demonstrates the effectiveness of actions taken on behalf of the Contractor. The obligation shall not be a defense for the Contractor's noncompliance.
- (i) A single goal for minorities and a separate single goal for women have been established. The Contractor, however, is required to provide equal employment opportunities and to take affirmative action for all minority groups, both male and female, and all women, both minority and non-minority. Consequently, the Contractor may be in violation of the Executive Order if a particular group is employed in a substantially disparate manner (for example, even though the Contractor has achieved its goals for women generally, the Contractor may be in violation of the Executive Order if a specific minority of women is under utilized).
- (j) The Contractor shall not use the goals and timetables or affirmative action standards to discriminate against any person because of race, color, religion, sex or national origin.
- (k) The Contractor shall not enter into any subcontract with any person or firm debarred from government contracts pursuant to Executive Order 11246.
- (l) The Contractor shall carry out such sanctions and penalties for violation of these specifications and of the Equal Opportunity Clause, including suspension, termination and cancellation of existing subcontracts as may be imposed or ordered pursuant to Executive Order 11246, as amended, and its implementing regulations, by the Office of Federal Contract Compliance Programs. Any Contractor who fails to carry out such sanctions and penalties shall be in violation of these specifications and Executive Order 11246, as amended.
- (m) The Contractor, in fulfilling its obligations under these specifications, shall implement specific affirmative action steps, at least as extensive as those standards prescribed in paragraph 7 of these specifications, so as to achieve maximum results from its efforts to ensure equal employment opportunity. If the Contractor fails to comply with the requirements of the Executive Order, the implementing regulations or these specifications, the Director shall proceed in accordance with 41 CFR Part 60-4.8.
- (n) The Contractor shall designate a responsible official to monitor all employment related activity to ensure that the company's EEO policy is being carried out, to submit reports relating to the provisions hereof as may be required by the government and to keep records. Records shall at least include for each employee the name, address, telephone numbers, construction trade, union affiliation, if any, employee identification number when

assigned, social security number, race, sex, status (e.g., mechanic, apprentice trainee, helper or laborer), dates of changes in status, hours worked per week in the indicated trade, rate of pay, and locations at which the work was performed. Records shall be maintained in an easily understandable and retrievable form; however, to the degree that existing records satisfy this requirement, Contractors shall not be required to maintain separate records.

- (o) Nothing herein provided shall be construed as a limitation upon the application of other laws, which establish different standards of compliance or upon the application of requirements for the hiring of local or other area residents (e.g., those under the Public Works Employment Act of 1977 and the Community Development Block Grant Program).

83. State Nondiscrimination Clause

The Contractor shall comply with the provisions of Chapter 49.60 RCW, the state law regarding discrimination, in all activities relating to this project.

84. Americans with Disabilities Act of 1990

Subject to the provisions of this title, no qualified individual with a disability shall, by reason of such disability, be excluded from participation in or be denied the benefits of the services, programs or activities of a public entity, or be subjected to discrimination by any such entity.

APPENDIX C

BID PROPOSAL DOCUMENTS

INCLUDING:

Notice to Contractor

Proposal Form

Non-Collusion Declaration

Proposal Signature Page

Wage Law Compliance

Required Attachments:

7-B

7-C

7-D through F

LEWIS COUNTY FIRE DISTRICT #3

INVITATION TO BID: NOTICE TO CONTRACTORS

NOTICE IS HEREBY GIVEN that the Board of Commissioners of Lewis County Fire District #3 or designee, will open sealed proposals and publicly read them aloud on or after 11:00 a.m. on **Tuesday, October 13, 2020**, at 238 Mossyrock RD East, Mossyrock, Washington for the Lewis County Fire District #3 Mossyrock Fire Station Phase 2 – LCFD Project # MSR20-0213, CDBG Contract #19-62210-028. The project is a 3,025 SF single story addition to the existing fire station located at the above address. Work associated with the addition includes, but is not limited to: wood framed construction with concrete slab on grade, fiber cement siding, and asphalt shingle roof.

The Architect's estimate for work under this contract is \$350,000 to \$450,000.

SEALED BIDS MUST BE DELIVERED BY OR BEFORE:

11:00 A.M. on Tuesday, October 13, 2020

(Lewis County official time is displayed on phones in the office of the Fire Chief.
Bids submitted after 11:00 AM will not be considered for this project.)

Sealed proposals must be delivered to the Clerk of the Board of Commissioners of Lewis County Fire District #3 (238 Mossyrock RD E, Mossyrock, Washington 98564), by or before 11:00 A.M. on the date specified for opening, and in an envelope clearly marked: ***"SEALED BID FOR: Lewis County Fire District #3 Mossyrock Fire Station Phase 2 – LCFD Project # MSR20-0213, CDBG Contract #19-62210-028; TO BE OPENED ON OR AFTER 11:00 A.M. ON TUESDAY, OCTOBER 13, 2020"***.

There will be no Pre-Bid Conference for this project. For more information or inquiries about the existing site and building contact Doug Fosburg, Lewis County Fire District #3, by phone at 360-880-3262 or email at fd3@tds.net.

Informational copies of maps, plans and specifications are on file for inspection in the office of the County Engineer of Lewis County in Chehalis, Washington. The contract documents may be viewed and downloaded from Lewis County Fire District #3's Web Site @ www.mossyrockfire.com or you may call the Lewis County Fire District #3 office at 360-983-3456 and request a copy be mailed to you.

Proposals shall be submitted on the forms provided, and all bid proposals shall be accompanied by a bid proposal deposit in cash, certified check, cashier's check or surety bond in an amount equal to five percent (5%) of the amount of such bid proposal. Should the successful bidder fail to enter into such contract and furnish satisfactory contract bond within the time stated in the specifications, the bid proposal deposit shall be forfeited to the Fire District.

Lewis County Fire District #3 shall have the right to reject any or all bids not accompanied by bid security or data required by the bidding document or a bid in any way incomplete or irregular.



LEWIS COUNTY FIRE DISTRICT #3

Lewis County Fire District #3 are equal opportunity and affirmative action employers. Small, minority- and women-owned businesses are encouraged to submit bids. All work performed on the project will be subject to the higher of prevailing state or federal Davis-Bacon wage rates. This project is funded by a federal grant from the U.S. Department of Housing and Urban Development and the Washington State Community Development Block Grant program.

Lewis County Fire District #3 in accordance with Title VI of the Civil Rights Act of 1964, 78 Stat. 252, 42 U.S.C. 2000d to 2000d-4 and Title 49, Code of Federal Regulations, Department of Transportation, Subtitle A, Office of the Secretary, Part 21, Nondiscrimination in Federally assisted programs of the Department of Transportation issued pursuant to such Act, hereby notifies all bidders that it will affirmatively ensure that in any contract entered into pursuant to this advertisement, disadvantaged business enterprises as defined at 49 CFR Part 26 will be afforded full opportunity to submit bids in response to this invitation and will not be discriminated against on the grounds of race, color, national origin, or sex in consideration for an award.

To Be Published:

The Chronicle: Tuesday, September 22, 2020, and September 29, 2020

Lewis County Web Site

Lewis County Fire District #3 Web Site

OMWBE Web Site



Lewis County Fire Dist. #3 • 238 Mossyrock Rd. East, P.O. Box 127 • Mossyrock, WA. • 98564 • Ph # 360-983-3456 • Fax # 360-983-8460

PROPOSAL

TO: BOARD OF COMMISSIONERS
LEWIS COUNTY FIRE DISTRICT #3
MOSSYROCK, WASHINGTON 98564

This certifies that the undersigned has examined the location of the Lewis County Fire District #3 Mossyrock Fire Station Phase 2 – LCFD Project # MSR20-0213, CDBG Contract #19-62210-028, in Lewis County, Washington, and that the plans, specifications and contract governing the work embraced in these improvements, and the method by which payment will be made for said work is understood. The undersigned hereby proposes to undertake and complete the work embraced in this improvement, or as much thereof as can be completed with the money available in accordance with the said plans, specifications and contract, and the following schedules of rates and prices:

NOTE: Unit prices for all items, all extensions, and total amount of bid shall be shown: All entries must be typed or entered in ink.

ITEM NO.	PLAN QUANTITY	ITEM DESCRIPTION	UNIT PRICE DOLLARS CENTS	AMOUNT DOLLARS CENTS
1	1 L.S.	SITE WORK, UTILITIES, AND PAVING	LUMP SUM	\$ _____
2	1 L.S.	FIRE STATION BUILDING CONSTRUCTION	LUMP SUM	\$ _____
3	1 C.Y.	SOIL OVEREXCAVATION & DISPOSAL	\$ _____	\$ _____
4	1 C.Y.	STRUCTURAL FILL	\$ _____	\$ _____
			SUB-TOTAL	\$ _____
			Sales Tax @ 7.8%	\$ _____
			TOTAL BID	\$ _____

NON-COLLUSION DECLARATION

I, by signing the proposal, hereby declare, under penalty of perjury under the laws of the United States that the following statements are true and correct:

1. That the undersigned person(s), firm, association or corporation has (have) not, either directly or indirectly, entered into any agreement, participation in any collusion, or otherwise taken any action in restraint of free competitive bidding in connection with the project for which this proposal is submitted.
2. **That by signing the signature page of this proposal, I am deemed to have signed and have agreed to the provisions of this declaration.**

NOTICE TO ALL BIDDERS

To report bid rigging activities

1-800-424-9071

The U.S. Department of Transportation (USDOT) operates the above toll-free “hotline” Monday through Friday, 8:00 a.m. to 5:00 p.m., eastern time. Anyone with knowledge of possible bid rigging, bid collusion, or other fraudulent activities should use the “hotline” to report such activities.

The “hotline” is part of USDOT’s continuing effort to identify and investigate highway construction contract fraud and abuse and is operated under the direction of the USDOT Inspector General. All information will be treated confidentially and caller anonymity will be respected.

DOT Form 272-036H
Revised 10/94

PROPOSAL - SIGNATURE PAGE

The bidder is hereby advised that by signature of this proposal he/she is deemed to have acknowledged all requirements and signed all certificates contained herein.

A proposal guaranty in an amount of five percent (5%) of the total bid, based upon the approximate estimate of quantities at the above prices and in the form as indicated below, is attached hereto:

CASH **IN THE AMOUNT OF** _____

CASHIER'S CHECK _____ **DOLLARS**

CERTIFIED CHECK (**\$**_____) **PAYABLE TO THE LEWIS COUNTY TREASURER**

PROPOSAL BOND **IN THE AMOUNT OF 5% OF THE BID**

** Receipt is hereby acknowledged of addendum(s) No.(s) _____, _____, _____, & _____

SIGNATURE OF AUTHORIZED OFFICIAL(S)

Proposal Must be Signed

Firm Name

Address

State of Washington Contractor's License No.

Unified Business Identifier (U.B.I.) No.

Federal ID No.

Note:

This proposal form is not transferable and any alteration of the firm's name entered hereon without prior permission from the Lewis County Engineer will be cause for considering the proposal irregular and subsequent rejection of the bid.

* Attach Power of Attorney



**Contractor Certification
Wage Law Compliance - Responsibility Criteria
Washington State Public Works Contracts**

**FAILURE TO RETURN THIS CERTIFICATION AS PART OF THE BID PROPOSAL PACKAGE WILL
MAKE THIS BID NONRESPONSIVE AND INELIGIBLE FOR AWARD**

I hereby certify, under penalty of perjury under the laws of the State of Washington, on behalf of the firm identified below that, to the best of my knowledge and belief, this firm has NOT been determined by a final and binding citation and notice of assessment issued by the Washington State Department of Labor and Industries or through a civil judgment entered by a court of limited or general jurisdiction to have willfully violated, as defined in RCW 49.48.082, any provision of RCW chapters 49.46, 49.48, or 49.52 within three (3) years prior to the date of the Call for Bids.

Bidder Name: _____

Name of Contractor/Bidder - Print full legal entity name of firm

By: _____

Signature of authorized person

Print Name of person making certifications for firm

Title: _____

Title of person signing certificate

Place: _____

Print city and state where signed

Date: _____

BIDDER CERTIFICATION REQUIRED BY EXECUTIVE ORDER 11246

U.S. Department of Housing and Urban Development	
CERTIFICATION OF BIDDER REGARDING EQUAL EMPLOYMENT OPPORTUNITY	
INSTRUCTIONS	
<p>This certification is required pursuant to Executive Order 11246 (30 F.R. 12319-25). The implementing rules and regulations provide that any bidder or prospective contractor, or any of their proposed subcontractors, shall state as in initial part of the bid or negotiations of the contract whether it has participated in any previous contract or subcontract subject to the equal opportunity clause; and, if so, whether it has filed all compliance reports due under applicable instructions.</p> <p>Where the certification indicates that the bidder has not filed a compliance report due under applicable instructions, such bidder shall be required to submit a compliance report within seven (7) calendar days after bid opening. No contract shall be awarded unless such report is submitted.</p>	
CERTIFICATION BY BIDDER	
Name and Address of Bidder (include zip code):	
<p>1. Bidder has participated in a previous contract or subcontract subject to the Equal Opportunity Clause</p> <p style="text-align: center;"><input type="checkbox"/> YES <input type="checkbox"/> NO</p>	
<p>2. Compliance Reports were required to be filed in connection with such contract or subcontract.</p> <p style="text-align: center;"><input type="checkbox"/> YES <input type="checkbox"/> NO</p>	
<p>3. Bidder has filed all compliance reports due under applicable instructions, including SF-100.</p> <p style="text-align: center;"><input type="checkbox"/> YES <input type="checkbox"/> NO <input type="checkbox"/> NOT REQUIRED</p>	
<p>4. Have you ever been or are you being considered for sanction due to violation of Executive Order 11246, as amended?</p> <p style="text-align: center;"><input type="checkbox"/> YES <input type="checkbox"/> NO</p>	
Name and Title of Signer (please type)	
Signature	Date

SUBCONTRACTOR CERTIFICATION REQUIRED BY EXECUTIVE ORDER 11246

U.S. Department of Housing and Urban Development	
CERTIFICATION OF PROPOSED SUBCONTRACTOR REGARDING EQUAL EMPLOYMENT OPPORTUNITY	
Name of Prime Contractor	Project Number
INSTRUCTIONS	
<p>This certification is required pursuant to Executive Order 11246 (30 F.R. 12319-25). The implementing rules and regulations provide that any bidder or prospective contractor, or any of their proposed subcontractors, shall state as in initial part of the bid or negotiations of the contract whether it has participated in any previous contract or subcontract subject to the equal opportunity clause; and, if so, whether it has filed all compliance reports due under applicable instructions.</p> <p>Where the certification indicates that the bidder has not filed a compliance report due under applicable instructions, such subcontractor shall be required to submit a compliance report before the owner approves the subcontract or permits work to begin under the subcontract.</p>	
SUBCONTRACTOR'S CERTIFICATION	
Name and Address of Subcontractor (include zip code):	
<p>1. Bidder has participated in a previous contract or subcontract subject to the Equal Opportunity Clause</p> <p style="text-align: center;"><input type="checkbox"/> YES <input type="checkbox"/> NO</p>	
<p>2. Compliance Reports were required to be filed in connection with such contract or subcontract.</p> <p style="text-align: center;"><input type="checkbox"/> YES <input type="checkbox"/> NO</p>	
<p>3. Bidder has filed all compliance reports due under applicable instructions, including SF-100.</p> <p style="text-align: center;"><input type="checkbox"/> YES <input type="checkbox"/> NO <input type="checkbox"/> NOT REQUIRED</p>	
<p>4. Have you ever been or are you being considered for sanction due to violation of Executive Order 11246, as amended?</p> <p style="text-align: center;"><input type="checkbox"/> YES <input type="checkbox"/> NO</p>	
Name and Title of Signer (please type)	
Signature	Date
NOTE: If a subcontract is under \$10,000, this form is not required.	

CONTRACTOR SECTION 3 PLAN
Housing and Urban Development Act of 1968

(Contractor) agrees to implement the following specific affirmative actions directed at increasing the utilization of lower income residents and businesses within the project area.

- A. To ascertain from the locality's CDBG program official the exact boundaries of the Section 3 covered project area and where advantageous, seek the assistance of local officials in preparing and implementing the affirmative action plan.
- B. To attempt to recruit from within the county the necessary number of lower income residents through: Local advertising media, signs placed at the proposed site for the project, and community organization and public or private institutions operating within or serving the project area such as the U.S. Employment Service.
- C. To maintain a list of all lower income area residents who have applied either on their own or on referral from any source, and to employ such persons if otherwise eligible and if a vacancy exists.
- D. To insert this Section 3 plan in all bid documents, and to require all bidders on subcontracts to submit a Section 3 affirmative action plan, including utilization goals and the specific steps planned to accomplish these goals.
- E. To ensure that subcontracts, which are typically let on negotiated rather than a bid basis in areas other than Section 3 covered project areas, are also let on a negotiated basis, whenever feasible, when let in a Section 3 covered project area.
- F. To formally contact unions, subcontractors and trade associations to secure their cooperation for this program.
- G. To insure that all appropriate project area business concerns are notified of pending subcontractural opportunities.
- H. To maintain records, including copies of correspondence, memoranda, etc., which document that all of the above affirmative action steps have been taken.
- I. To appoint or recruit an executive official of the company or agency as Equal Opportunity Officer to coordinate the implement-action of this Section 3 plan.
- J. To list on 7-E information related to subcontracts to be awarded.
- K. To list on 7-F all projected workforce needs for all phases of this project by occupation, trade, skill level and number of positions.

NOTE: If a prime or subcontract is under \$100,000, this form is not required.

As officers and representatives of _____

We the undersigned have read and fully agree to this Affirmative Action Plan, and become a part of the full implementation of this program.

Signature

Title

Date

Signature

Title

Date

CONTRACTOR ESTIMATED PROJECT WORKFORCE BREAKDOWN
Complete only if contract is over \$100,000.

Column 1	Column 2	Column 3	Column 4	Column 5
Job Category	Total Estimated Positions	No. of Positions Currently Occupied by Permanent Employee	No. of Positions Not Currently Occupied	No. of Positions to be Filled with L.I.P.A.R*
Officers/Supervisors				
Professionals				
Technicians				
Housing Sales/Rental Management				
Office Clerical				
Service Workers				
Others				
TRADE:				
Journeyman				
Helpers				
Apprentices				
Maximum # Trainees				
Others				
TRADE:				
Journeyman				
Helpers				
Apprentices				
Maximum # Trainees				
Others				
TOTAL				

*Lower Income Project Area Residents. Individuals residing within the _____ whose family income does not exceed 80% of the median income in the Project Area.

Company

APPENDIX D

CONTRACT DOCUMENTS

INCLUDING:

Contract Form

Performance Bond

Power Equipment List

CONTRACT

THIS AGREEMENT, made and entered into this ___ day of _____, 2020, between the BOARD OF COMMISSIONERS of LEWIS COUNTY FIRE DISTRICT #3, State of Washington, acting under and by virtue of RCW 36.77.040, hereinafter called

the Board, and _____ of _____

for ___sel___, heirs, executors, administrators, successors and assigns, hereinafter called the Contractor.

WITNESSETH:

That in consideration of the payments, covenants and agreements hereinafter mentioned to be made and performed by the parties hereto, the parties hereto covenant and agree as follows:

DESCRIPTION OF WORK:

1. The Contractor shall do all work and furnish all material necessary to Construct a 3,025 SF single story addition to the existing fire station located at 238 Mossyrock Rd. East, Mossyrock Washington. Work associated with the addition includes, but is not limited to: wood framed construction with concrete slab on grade, fiber cement siding, and asphalt shingle roof., and other work all in Lewis County Washington, in accordance with and as described in the attached plans and specifications, and in full compliance with the terms, conditions and stipulations herein set forth and attached, now referred to and by such reference incorporated herein and made a part hereof as fully for all purposes as if here set forth at length, and shall perform any alterations in or additions to the work covered by this contract and every part thereof and any extra work which may be ordered as provided in this contract and every part thereof.

The Contractor shall provide and be at the expense of all materials, labor, carriage, tools, implements and conveniences and things of every description that may be requisite for the transfer of materials and for constructing and completing the work provided for in this contract and every part thereof.

2. The County hereby promises and agrees with the Contractor to hire and does hire the Contractor to provide the materials and to do and cause to be done the above described work and to complete and furnish the same according to the attached plans and specifications and the terms and conditions herein contained, and hereby contracts to pay for the same according to the schedule of unit or itemized prices at the time and in the manner and upon the conditions provided for in this contract and every part thereof. The County further agrees to hire the contractor to perform any alterations in or conditions to the work covered by this contract and every part thereof and any force account work that may be ordered and to pay for the same under the terms of this contract and the attached plans and specifications.

3. The Contractor for himself, and for his heirs, executors, administrators, successors and assigns, does hereby agree to the full performance of all the covenants herein contained upon the part of the Contractor.

4. It is further provided that no liability shall attach to the County by reason of entering into this contract, except as expressly provided herein.

Contract - 1

5. CANCELLATION OF CONTRACT FOR VIOLATION OF STATE POLICY

This contract, pursuant to RCW 49.28.040 to RCW 49.28.060, may be canceled by the officers or agents of the Owner authorized to contract for or supervise the execution of such work, in case such work is not performed in accordance with the policy of the State of Washington.

6. DOCUMENTS COMPRISING CONTRACT

All documents hereto attached, including but not being limited to the advertisement for bids, information for bidders, bid proposal form, general conditions (if any), special conditions (if any), complete specifications and the complete plans, are hereby made a part of this contract.

IN WITNESS WHEREOF, the said Contractor has executed this instrument, and the said Board of Commissioners of aforesaid Lewis County Fire District #3, pursuant to resolution duly adopted, has caused this instrument to be executed by and in the name of said Board by its Chairman, duly attested by its Clerk, the day and year first above written, and the seal of said Board to be hereunto affixed on the date in this instrument first above written.

By: _____

Contractor

Performance of foregoing contract assured in accordance with the terms of the accompanying bond.

Dated: _____, 2020

By: _____

Surety

By: _____

Civil Deputy

By: _____

Attorney-in-fact

APPROVED:

Fire Chief

**PERFORMANCE BOND FOR
LEWIS COUNTY, WASHINGTON**

Bond No. _____

WE, _____ d/b/a _____
(Insert legal name of Contractor) (Insert trade name of Contractor, if any)

(hereinafter "Principal"), and _____ (hereinafter "Surety"), are held and firmly bound unto **LEWIS COUNTY, WASHINGTON** (hereinafter "County"), as Oblige, in an amount (in lawful money of the United States of America) equal to the total compensation and expense reimbursement payable to Principal for satisfactory completion of Principal's work under Contract No. **MSR20-0213, CDBG Contract #19-62210-028** between Principal and County, which total is *initially* _____ Dollars (\$ _____), for the payment of which sum Principal and Surety bind themselves, their executors, administrators, legal representatives, successors and assigns, jointly and severally, firmly by these presents. Said contract (hereinafter referred to as "the Contract") is for the **Mossyrock Fire Station Phase 2 – Project** and is made a part hereof by this reference. The Contract includes the original agreement as well as all documents attached thereto or made a part thereof and amendments, change orders, and any other document modifying, adding to or deleting from said Contract any portion thereof.

This Bond is executed in accordance with the laws of the State of Washington, and is subject to all provisions thereof and the ordinances of County insofar as they are not in conflict therewith, and is entered into for the use and benefit of County, and all laborers, mechanics, subcontractors, and materialmen, and all persons who supply such person or persons, or subcontractors, with provisions or supplies for the carrying on of the work covered by Contract No. **MSR20-0213, CDBG Contract #19-62210-028**, between the below-named Contractor and County for the **Mossyrock Fire Station Phase 2 – Project**, a copy of which Contract, by this reference is made a part hereof and is hereinafter referred to as "the Contract." (The Contract as defined herein includes the aforesaid agreement together with all of the Contract documents including addenda, exhibits, attachments, modifications, alterations, and additions thereto, deletions therefrom, amendments and any other document or provision attached to or incorporated into the Contract)

THE CONDITION OF THIS OBLIGATION is such that if Contractor shall promptly and faithfully perform the Contract, then this obligation shall be null and void; otherwise it shall remain in full force and effect.

THE PARTIES FURTHER ACKNOWLEDGE & AGREE AS FOLLOWS:

- (1) Surety hereby consents to, and waives notice of, any alteration, change order, or other modification of the Contract and any extension of time made by County, except that any single or cumulative change order amounting to more than twenty-five percent (25%) of the penal sum of this bond shall require Surety's written consent.
- (2) Surety recognizes that the Contract includes provisions for additions, deletions, and modifications to the work or Contract Time and the amounts payable to Contractor. Subject to the limitations contained in paragraph (1) above, no such change or any combination thereof, shall void or impair Surety's obligation hereunder.
- (3) Surety is subject to the provisions contained in Section 1-03.4, "Contract Bond," of the Washington State Department of Transportation (WSDOT) Standard Specifications for Road, Bridge, and Municipal Construction. A copy may be viewed at WSDOT's website www.wsdot.wa.gov/fasc/EngineeringPublications/Manuals/.
- (4) Whenever County has declared Contractor to be in default and County has given Surety written notice of such declaration, Surety shall promptly (in no event more than thirty [30] days following receipt of such notice), specify, in written notice to County, which of the following actions Surety intends to take to remedy such default, and thereafter shall:
 - (a) Remedy the default within fifteen (15) days after its notice to County, as stated in such notice; or
 - (b) Assume within fifteen (15) days following its notice to County, full responsibility for the completion of the Contract in accordance with all of its provisions, as stated in such notice, and become entitled to payment of the balance of the Contract sum as provided in the Contract; or
 - (c) Pay County upon completion of the Contract, in cash, the cost of completion together with all other reasonable costs and expenses incurred by County as a result of Contractor's default, including but not limited to those incurred by County to mitigate its losses, which may include but are not limited to attorneys' fees and the cost of efforts to complete the work prior to Surety's exercising any option available to it under this Bond; or
 - (d) Obtain a bid or bids for completing the Contract in accordance with its terms and conditions, and upon a determination by County and Surety jointly of the lowest responsible bidder, arrange for one or more agreements between such bidder and County, and make available as work progresses (even though there is a default or a succession of defaults under such agreement(s) for completion arranged for under this paragraph) sufficient funds to pay the cost of completion less the balance of the Contract price, but not exceeding, including other costs and damages for which Surety may be liable hereunder, the penal sum of this Bond. The term "balance of the Contract price," as used in this paragraph, shall mean the total amount payable by County to Contractor under the Contract, less the amount properly paid by County to Contractor.

(5) If County commences suit and obtains judgment against Surety for recovery hereunder, then Surety, in addition to such judgment, shall pay all costs and attorneys' fees incurred by County in enforcement of County's rights hereunder. The venue for any action arising out of or in connection with this bond shall be in Lewis County, Washington.

(6) No right or action shall accrue on this Bond to or for the use of any person or corporation other than Lewis County, except as herein provided.

(7) No rider, amendment or other document modifies this Bond except as follows, which by this reference is incorporated herein:

SURETY'S QUALIFICATIONS: Every Surety named on this bond must appear on the United States Treasury Department's most current list (Circular 570 as amended or superseded) and be authorized by the Washington State Insurance Commissioner to transact business as a surety in the State of Washington. In addition, the Surety must have a current rating of at least A-:VII in A. M. Best's Key Rating Guide.

INSTRUCTIONS FOR SIGNATURES: This bond must be signed by the president or a vice-president of a corporation; the managing general partner of a partnership; managing joint venturer of a joint venture; manager of a limited liability company or, if no manager has been designated, a member of such LLC; a general partner of a limited liability partnership; or the owner(s) of a sole proprietorship. If the bond is signed by any other representative, the Principal must attach currently-dated, written proof of that signer's authority to bind the Principal, identifying and quoting the provision in the corporate articles of incorporation, bylaws, Board resolution, partnership agreement, certificate of formation, or other document authorizing delegation of signature authority to such signer, and confirmation acceptable to the County that such delegation was in effect on the date the bond was signed. **A NOTARY PUBLIC MUST ACKNOWLEDGE EACH SIGNATURE BELOW.**

FOR THE SURETY:

FOR THE PRINCIPAL:

By _____
(Signature of Attorney-in-Fact)

By: _____
(Signature of authorized signer for Contractor)

(Type or print name of Attorney-in-Fact)

(Type or print name of signer for Contractor)

(Type or print telephone number for Attorney-in-Fact)

(Type or print title of signer for Contractor)

STATE OF _____)
) ss:
COUNTY OF _____)

ACKNOWLEDGMENT FOR CONTRACTOR

On this ____ day of _____, _____, before me a notary public in and for the State of _____, duly commissioned and sworn, personally appeared _____, the person described in and who executed the foregoing bond, and acknowledged to me that _____ signed and sealed said bond as the free and voluntary act and deed of the Contractor so identified in the foregoing bond for the uses and purposes therein mentioned, and on oath stated that _____ is authorized to execute said bond for the Contractor named therein. WITNESS my hand and official seal hereto affixed the day and year in this certificate first above written.

(Signature of Notary Public) (Print or type name of Notary Public)
Notary Public in and for the State of _____ residing at _____
My commission expires _____ **SEAL →**

STATE OF _____)
) ss:
COUNTY OF _____)

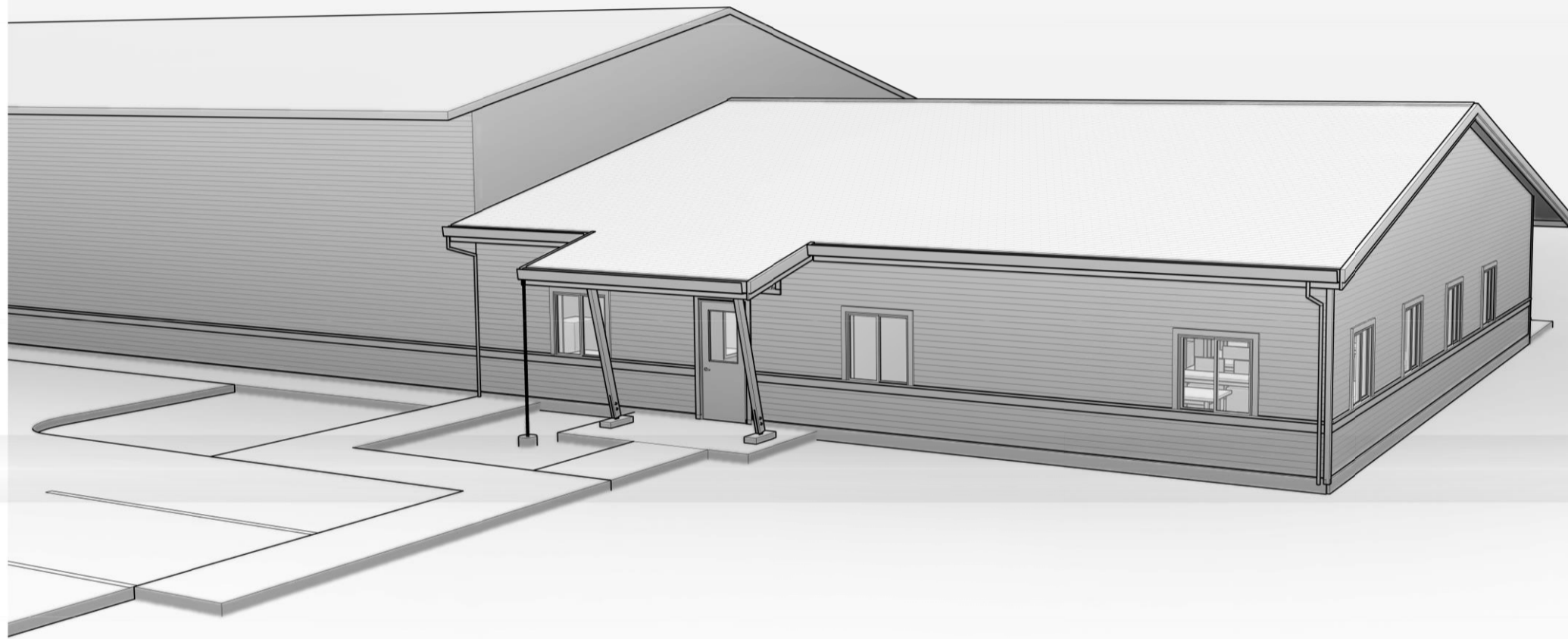
ACKNOWLEDGMENT FOR SURETY

On this ____ day of _____, _____, before me a notary public in and for the State of _____, duly commissioned and sworn, personally appeared _____, Attorney-in-Fact for the Surety that executed the foregoing bond, and acknowledged said bond to be the free and voluntary act and deed of the Surety for the uses and purposes therein mentioned, and on oath stated that _____ is authorized to execute said bond on behalf of the Surety, and that the seal affixed on said bond or the annexed Power of Attorney is the corporate seal of said Surety. WITNESS my hand and official seal hereto affixed the day and year in this certificate first above written.

(Signature of Notary Public) (Print or type name of Notary Public)
Notary Public in and for the State of _____ residing at _____
My commission expires _____

APPENDIX E

Contract Plans

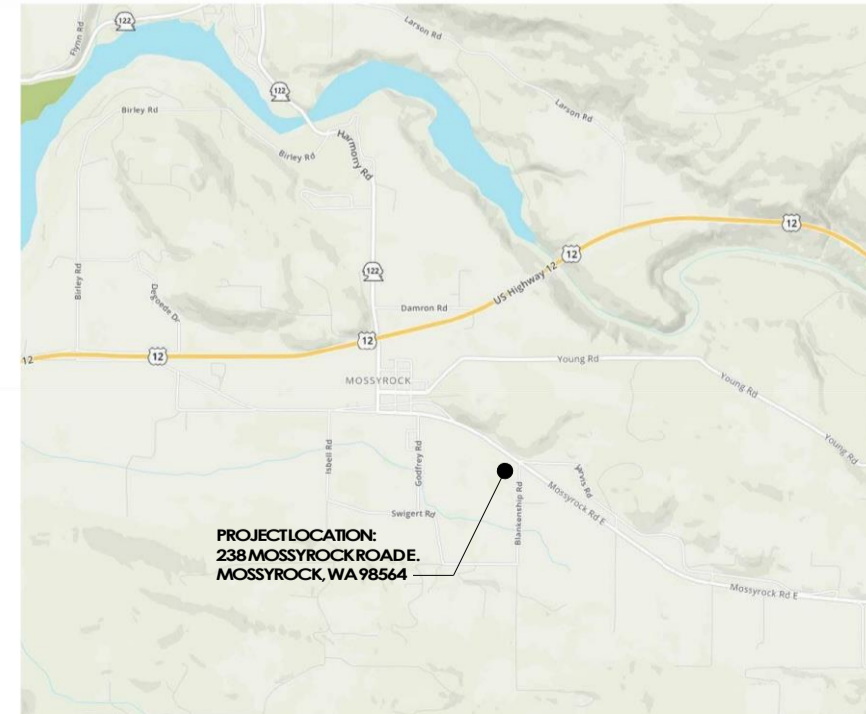


LEWIS COUNTY FIRE DISTRICT #3

MOSSYROCK FIRE STATION

LEWIS COUNTY FIRE DISTRICT #3
 MOSSYROCK FIRE STATION
 238 MOSSYROCK ROAD E | MOSSYROCK, WA 98564

LOCATION MAP



BUILDING INFORMATION

BUILDING DESCRIPTION: 3,025 SF ADDITION TO EXISTING FIRE STATION, INCLUDING A MEETING ROOM, KITCHEN, SLEEPING ROOMS, OFFICES, AND RESTROOMS.

MODEL CODE: IBC 2015
 CONSTRUCTION TYPE: V-B
 NUMBER OF STORIES: 1
 BUILDING HEIGHT: NEW ADDITION = 19'-10" (BUILDING MAX = 27')
 OCCUPANCY TYPE: A-3 = 1,339 SF
 B = 1,570 SF
 S-2 = 116 SF

BUILDING AREA: BUILDING = 3,025 SF NEW ADDITION (8,085 SF BUILDING TOTAL)
 SITE = 217,800 SF

SITE ADDRESS: 238 MOSSYROCK ROAD E,
 MOSSYROCK, WA 98564

PARCEL #: 02934601001

JURISDICTION: LEWIS COUNTY

***SEE SITE PLAN SHEET A-101 FOR ADDITIONAL INFORMATION

DESIGN TEAM

PROPERTY OWNER:
 NAME: LEWIS CO. FIRE DIST. #3
 ADDRESS: 238 MOSSYROCK RD. E
 MOSSYROCK, WA 98564

CONTACT: CHIEF DOUG FOSBURG
 PHONE: 360.983.3456
 EMAIL: FD3@TDS.NET

ARCHITECT:
 NAME: THOMAS ARCHITECTURE STUDIOS
 ADDRESS: 525 COLUMBIAST. SW
 OLYMPIA, WA 98501

CONTACT: DONNIE HULL
 PHONE: 360.915.8775
 EMAIL: DONNIE@TASOLYMPIA.COM

CIVIL ENGINEER:
 NAME: SCJ ALLIANCE
 ADDRESS: 212 N. TOWER AVE.
 CENTRALIA, WA 98531

CONTACT: ROSS JARVIS
 PHONE: 360.352.1465
 EMAIL: ROSS.JARVIS@SCJALLIANCE.COM

STRUCTURAL ENGINEER:
 NAME: KPFF CONSULTING ENGINEERS
 ADDRESS: 1601 5TH AVE, STE #1600
 SEATTLE, WA 98101

CONTACT: JIM SWENSON
 PHONE: 206.622.5822
 EMAIL: JIM.SWENSON@KPFF.COM

MECHANICAL/ELECTRICAL ENGINEER:
 NAME: HULTZ/BHU ENGINEERS INC.
 ADDRESS: 1111 FAWCETT AVE, STE #100
 TACOMA, WA 98402

CONTACT: LUKE STEINBRECHER (MECHANICAL)
 SCOTT MALLORY (ELECTRICAL)
 PHONE: 253.383.3257
 EMAIL: LUKES@HULTZBHU.COM

SURVEY:
 NAME: BLUHM & ASSOCIATES LAND SURVEYORS, INC.
 ADDRESS: 1068 S. MARKET BLVD.
 CHEHALS, WA 98532

CONTACT: KEVIN BLUHM
 PHONE: 360.748.1551
 EMAIL: KBLUHM@SURVEYSERVICES.COM

SHEET LIST

SHEET NUMBER	SHEET NAME		
A-1	COVER SHEET	E-001	LEGEND, NOTES & ABBREVIATION
A-2	EGRESS & DEMOLITION PLANS	E-201	LIGHTING PLAN
A-101	SITE PLAN	E-301	POWER PLAN
A-201	PLANS	M1-1	MECHANICAL LEGEND AND NOTES
A-201B	JOINTING PLAN	M1-2	MECHANICAL SCHEDULES
A-202	ROOF & REFLECTED CEILING PLAN	M2-1	FOUNDATION PLAN
A-301	ELEVATIONS	M3-1	FLOOR PLAN - PLUMBING
A-401	SECTIONS	M3-2	PLUMBING DETAILS
A-501	WALL SECTIONS	M4-1	FLOOR PLAN - HVAC
A-601	ENVELOPE DETAILS	M4-2	HVAC DETAILS
A-602	WINDOW & DOOR DETAILS	S-001	STRUCTURAL NOTES AND DRAWING LIST
A-701	INTERIOR ELEVATIONS	S-002	STRUCTURAL NOTES
A-801	SCHEDULES	S-003	STRUCTURAL ABBREVIATIONS AND SYMBOLS
		S-004	STATEMENT OF SPECIAL INSPECTIONS
		S-005	STATEMENT OF SPECIAL INSPECTIONS
		S-201	FOUNDATION PLAN
		S-202	ROOF FRAMING PLAN
		S-401	TYPICAL CONCRETE DETAILS
		S-601	TYPICAL WOOD DETAILS
		S-602	TYPICAL WOOD DETAILS
		S-603	TYPICAL WOOD DETAILS
		S-604	WOOD DETAILS
		S-605	WOOD DETAILS

Project No: 1927
 BUILDING PERMIT SUBMITAL
 APRIL 15, 2020

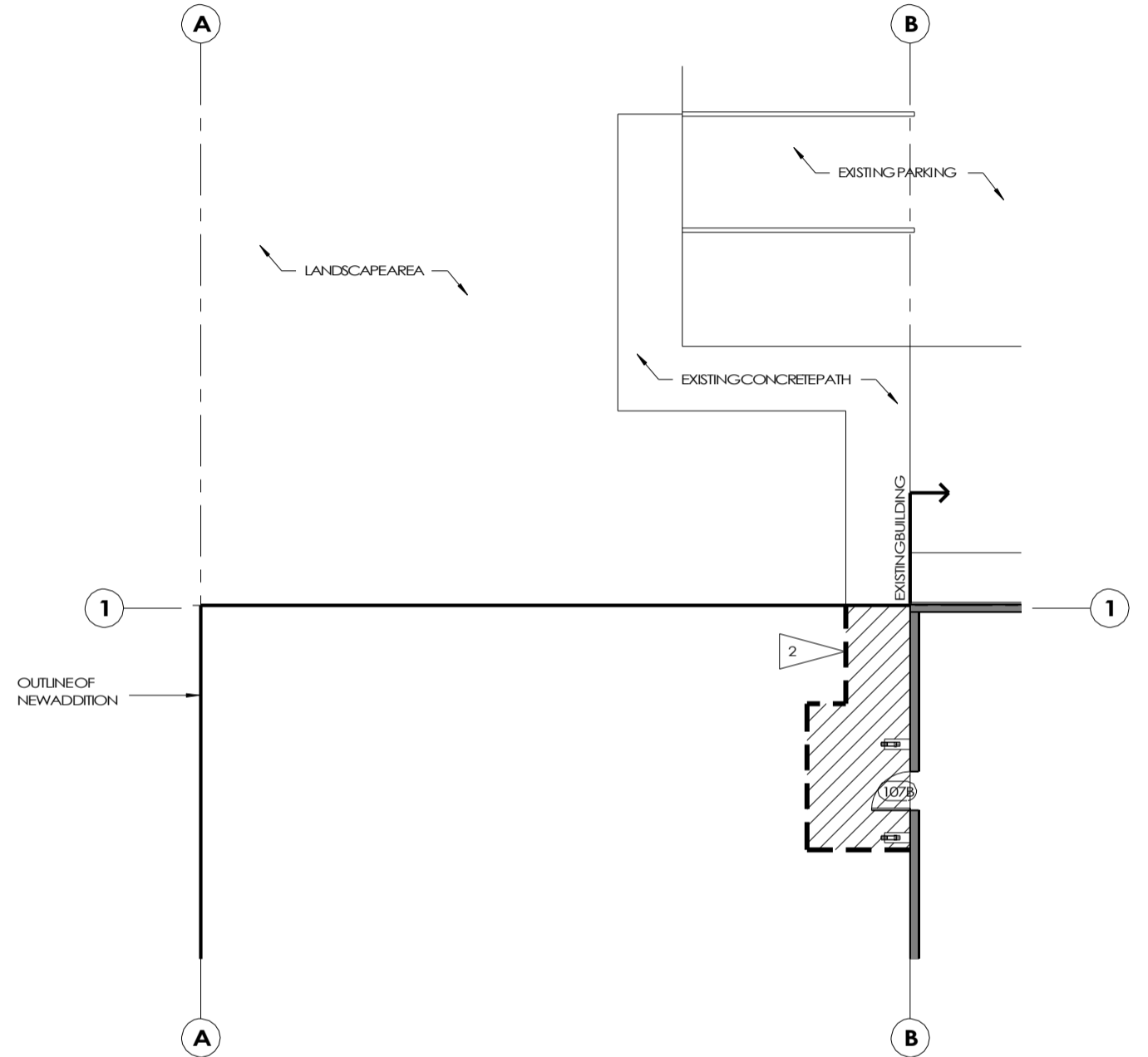
COVER SHEET

A-001

All material herein constitutes the original and unpublished work of the architect and may not be used, duplicated, or disclosed without the written consent of the architect. Copyright © 2020 by Thomas Architecture Studio. All rights reserved.

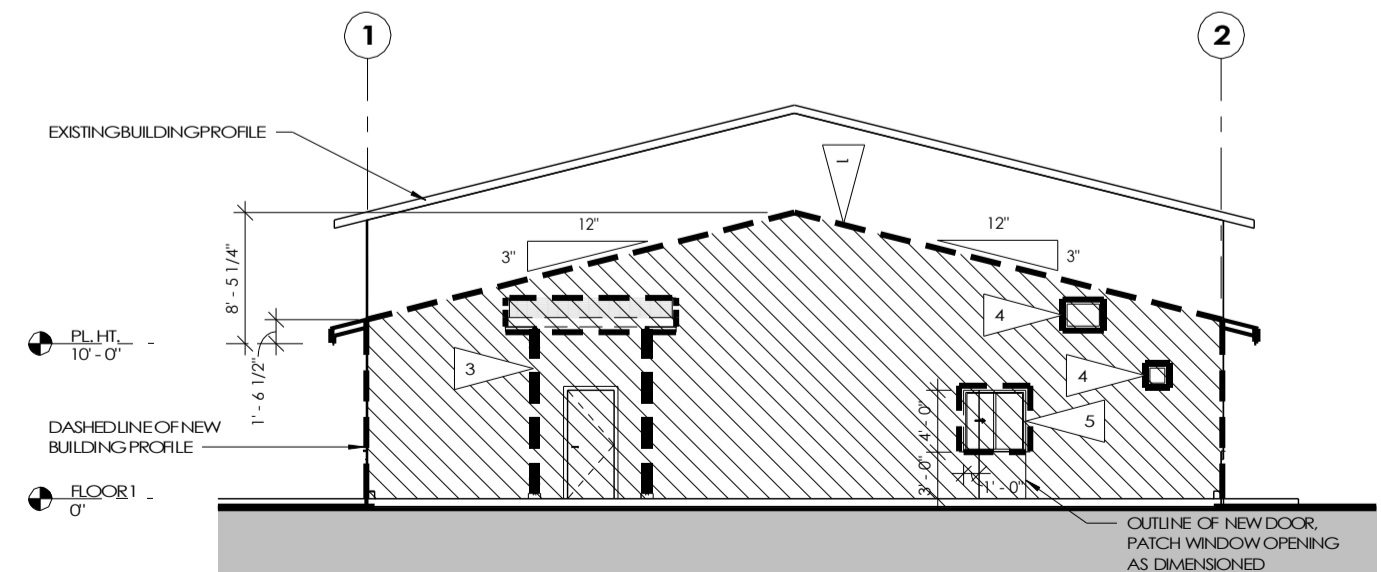
DEMOLITION LEGEND

- 1 REMOVE EXTERIOR SIDING AND WEATHER BARRIER FROM EXISTING WALL PER DEFINED AREA (PROFILE OF NEW ADDITION TO ABUT EXISTING WALL). CONTRACTOR TO VERIFY AREA OF SIDING TO BE REMOVED DURING CONSTRUCTION. FILL IN DEMOLISHED AREA IN NEW INTERIOR SPACE WITH GYPSUM WALL BOARD TO LEVEL OF NEW CEILING.
- 2 REMOVE EXISTING CONCRETE PATH SOUTH OF GRIDLINE 1. CONTRACTOR TO VERIFY AREA TO BE REMOVED DURING CONSTRUCTION.
- 3 REMOVE EXISTING CANOPY. SAVE PGSTS, METAL CONNECTIONS, AND OVER-HEAD CEDAR BEAM AND REUSE IN NEW CONSTRUCTION. CUT TO SIZE AS NECESSARY. NOTIFY ARCHITECT IF ANY SIGNS OF DETERIORATION ARE FOUND IN THE HARDWARE OR WOOD MEMBERS.
- 4 REMOVE EXISTING VENTS AND RE-ROUTE PER MECHANICAL. REUSE VENTS AND TRIM IF POSSIBLE.
- 5 REMOVE EXISTING WINDOW AND FILL IN WALL AS DIMENSIONED FOR NEW DOOR INSTALLATION. REUSE WINDOW IN NEW ADDITION. SEE SCHEDULE SHEET A-801.



3 DEMOLITION WORK @ NORTH ENTRY AREA

1/8" = 1'-0"



2 DEMOLITION WORK @ EXISTING WEST WALL

1/8" = 1'-0"

OCCUPANCY LOAD

PERIBC 1004:

A-3 ASSEMBLY			
114 - COMMUNITY MEETING ROOM	1,331 SF / 15 =	89 OCCUPANTS	
B BUSINESS			
108 - ADMINISTRATION	176 SF / 100 =	2 OCCUPANTS	
109 - CHIEF OFFICE	190 SF / 100 =	2 OCCUPANTS	
112 - SLEEPING	122 SF / 50 =	3 OCCUPANTS	
113 - SLEEPING	110 SF / 50 =	3 OCCUPANTS	
115 - KITCHEN	202 SF / 200 =	3 OCCUPANTS	
S-2 STORAGE			
116 - STORAGE	96 SF / 300 =	1 OCCUPANT	
		103 OCCUPANTS	

EGRESS LEGEND

- INDICATES PRIMARY BUILDING EXIT
- INDICATES EMERGENCY EXIT LIGHT
- INDICATES COMMON PATH OF EGRESS

EGRESS

PERIBC 1006:

TWO EXITS OR EXIT ACCESS DOORWAYS FROM ANY SPACES SHALL BE PROVIDED WHERE THE DESIGN OCCUPANT LOAD OR THE COMMON PATH OF EGRESS TRAVEL DISTANCE EXCEEDS THE VALUES LISTED IN TABLE 1006.2.1:

A-3 ASSEMBLY =	MAX OCCUPANT LOAD = 49	MAX PATH OF EGRESS = 75'
B BUSINESS =	MAX OCCUPANT LOAD = 49	MAX PATH OF EGRESS = 75'
S-2 STORAGE =	MAX OCCUPANT LOAD = 29	MAX PATH OF EGRESS = 75'

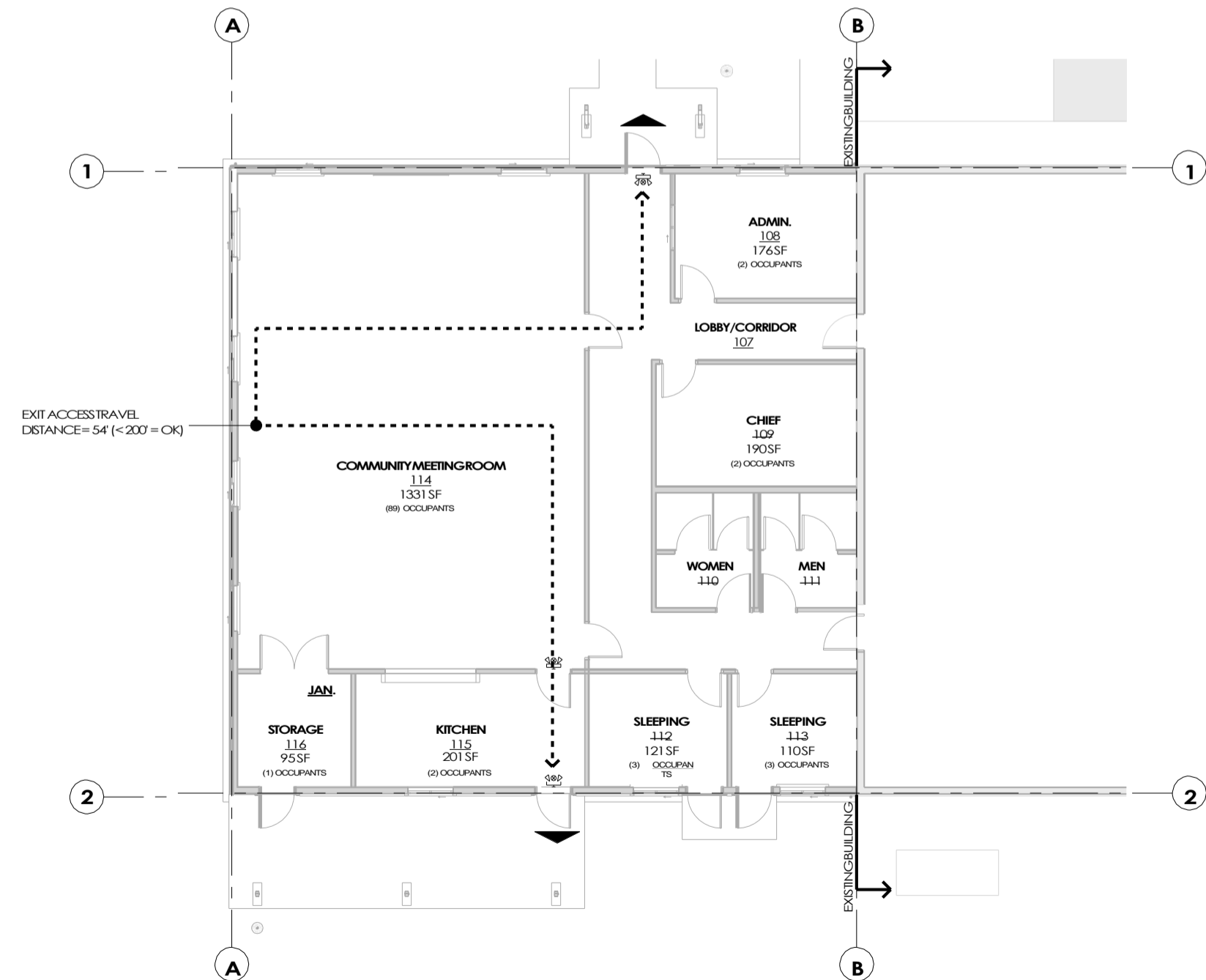
(2) EXITS REQUIRED

PERIBC 1017:

MAXIMUM TRAVEL DISTANCE FOR NON-SPRINKLED BUILDINGS:

A-3 ASSEMBLY =	200'
B BUSINESS =	200'
S-2 STORAGE =	200'

MAXIMUM COMMON PATH OF EGRESS = 200'



1 EGRESS

1/8" = 1'-0"

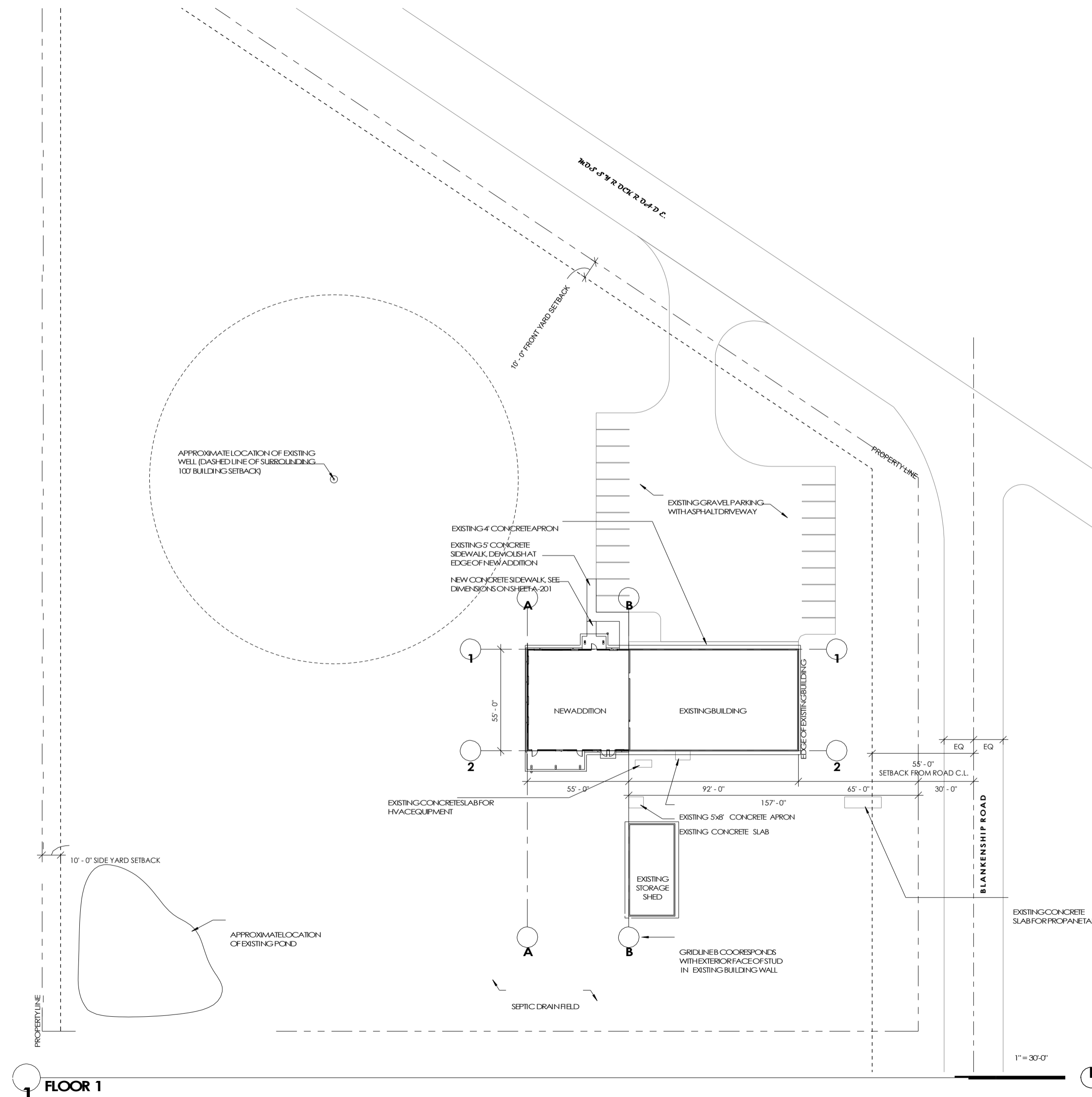
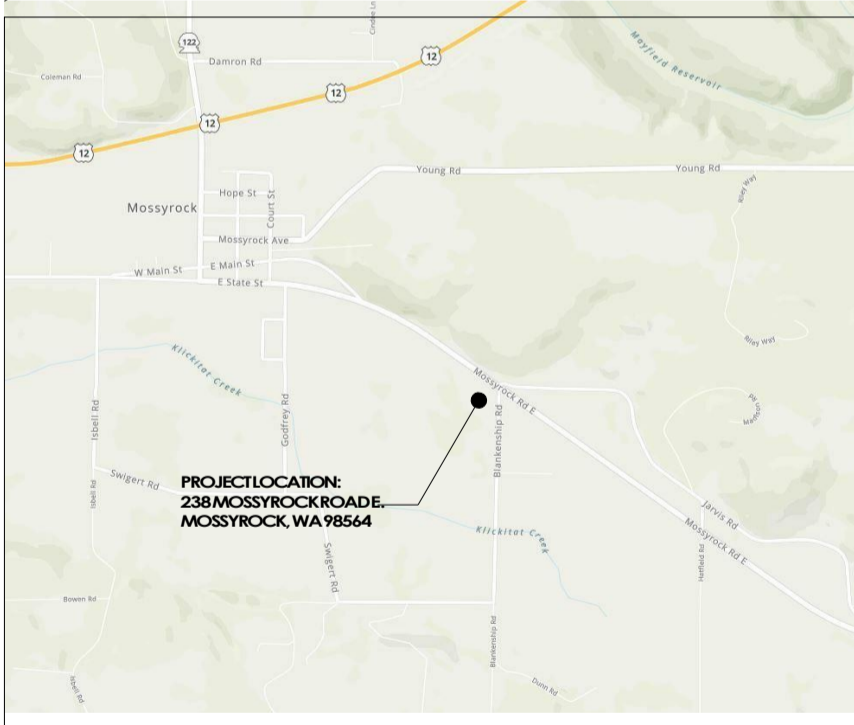
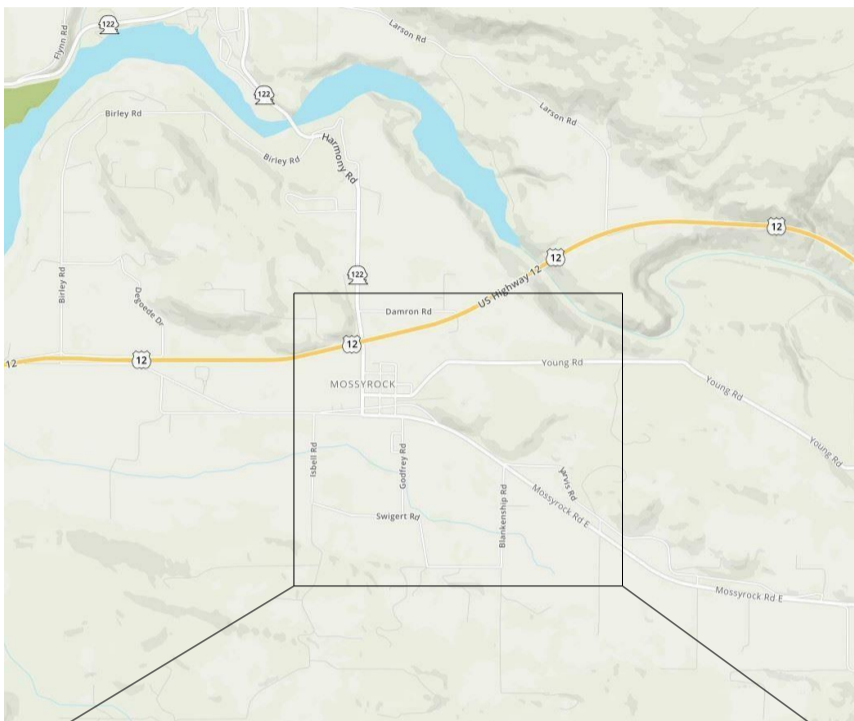
GENERAL SITE INFORMATION

PARCEL NUMBER: 029346001001

AREAS

SITE AREA	217,800SF (5 ACRES)
LANDSCAPE AREA (PERVIOUS)	208,217 SF
BUILDING AREA (IMPERVIOUS)	8,616 SF
PAVED AREA (IMPERVIOUS)	967 SF
IMPERVIOUS COVERAGE	4%

VICINITY MAP



FLOOR 1

1" = 30'-0"

**LEMS COUNTY FIRE DISTRICT #3
MOSSYROCK FIRE STATION**

238 MOSSYROCK ROAD E | MOSSYROCK, WA 98564

Project No: 1927
BUILDING PERMIT SUBMITTAL
APRIL 15, 2020

SITE PLAN

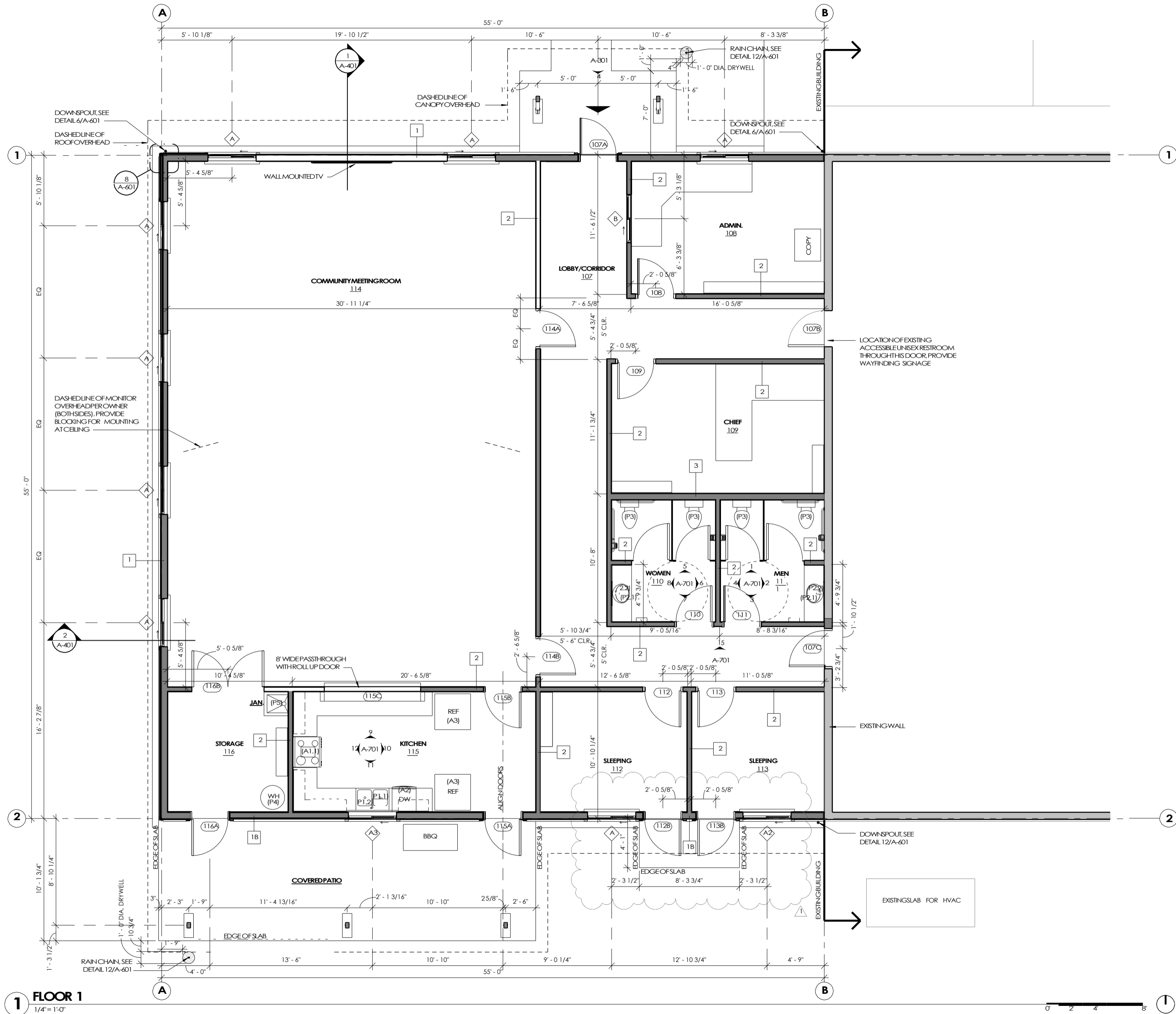
A-101

PLAN LEGEND

- ▲ ARROW INDICATES PRIMARY BUILDING ENTRANCE
- ①
A/101 SECTION MARKER, NUMBER BELOW INDICATES PAGE WHERE SECTION CAN BE FOUND, NUMBER ABOVE INDICATES THE SECTION LOCATION ON THE PAGE.
- ①
A/101 DETAIL MARKER, NUMBER BELOW INDICATES PAGE WHERE DETAIL CAN BE FOUND, NUMBER ABOVE INDICATES THE DETAIL LOCATION ON THE PAGE.
- ①
A/101 INTERIOR ELEVATION MARKER, NUMBER IN CENTER INDICATES PAGE WHERE DETAIL CAN BE FOUND, NUMBER BY ARROW INDICATES THE DETAIL NUMBER.
- ◇ INDICATES WINDOW TYPE, SEE SCHEDULE SHEET A-801
- INDICATES DOOR TYPE, SEE SCHEDULE SHEET A-801
- INDICATES WALL TYPE, SEE DETAILS SHEET A-601

GENERAL NOTES

1. DIMENSIONS TO FACE OF STUD UNLESS NOTED OTHERWISE.
2. GENERAL CONTRACTOR TO VERIFY EXISTING CONDITIONS AND MEASUREMENTS PRIOR TO CONSTRUCTION.
3. ACCESSIBLE UNISEX RESTROOM LOCATED IN EXISTING BUILDING, PROVIDE CLEAR DIRECTIONAL SIGNAGE TO LOCATION.
4. DIMENSIONS TO DOOR CENTERLINES WHERE NOTED, SEE INTERIOR ELEVATION SHEET A-701 FOR OTHER DOOR LOCATIONS.



1 FLOOR 1
1/4" = 1'-0"



LEWIS COUNTY FIRE DISTRICT #3
MOS YROCK FIRE STATION
 238 MOSSY ROCK ROAD E | MOSSY ROCK, WA 98564

Project No: 1927
BUILDING PERMIT SUBMITAL
 APRIL 15, 2020

1 REVISION 1 6/11/2020

PLANS

A-201

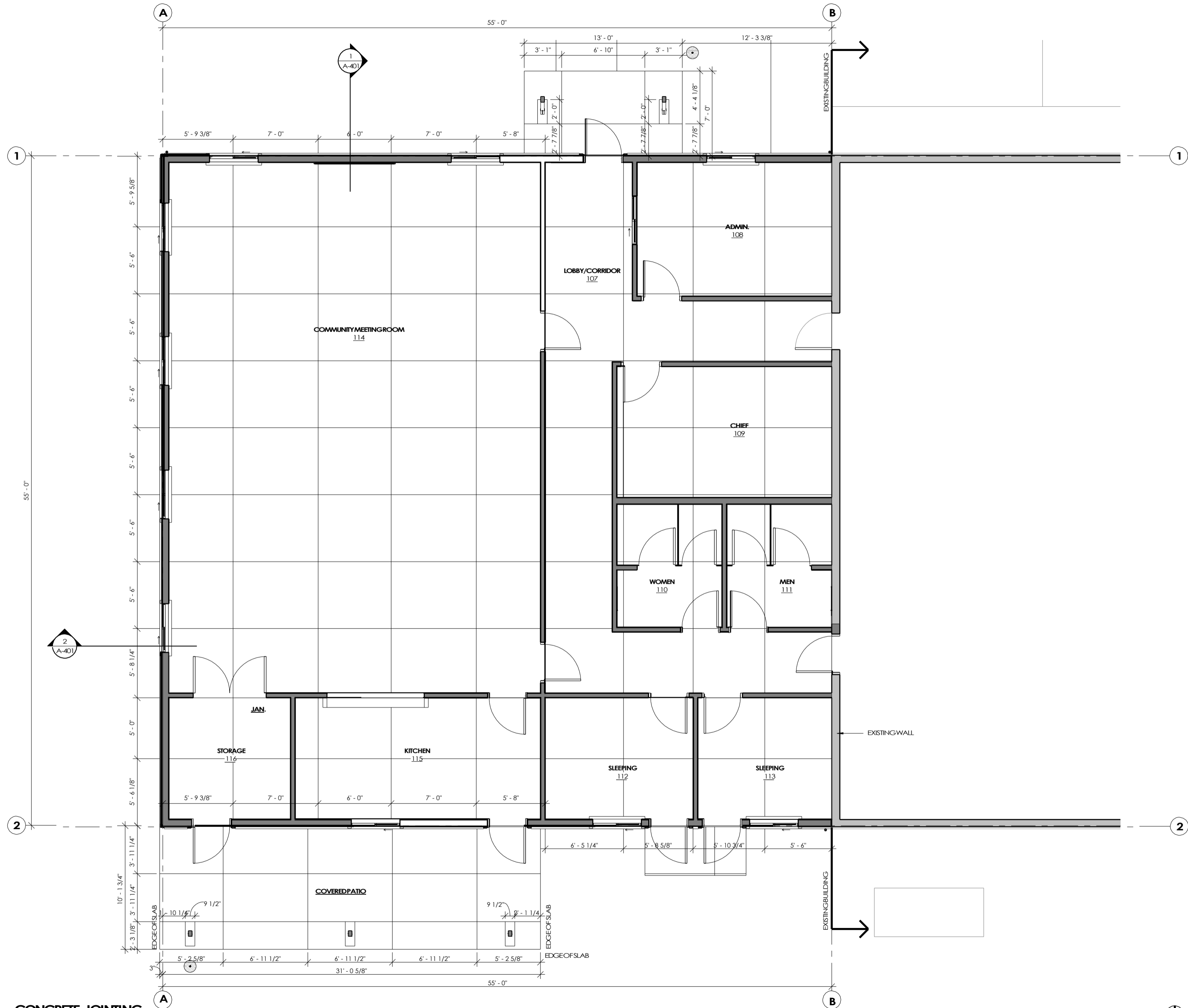
All material herein constitutes the original and unpublished work of the architect and may not be used, duplicated, or disclosed without the written consent of the architect. Copyright © 2020 by Thomas Architecture Studio. All rights reserved.

GENERAL NOTES

1. DIMENSIONS TO CENTERLINE OF JOINT UNLESS NOTED OTHERWISE.
2. SEE STRUCTURAL DRAWINGS FOR JOINT TYPE.



THOMAS
architecture studios
525 COLUMBIAS BLVD. | OLYMPIA, WA 98501
360.915.8775 | tascolympia.com



BUILDING NAME
MOS YROCK FIRE STATION
238 MOSSYROCK ROAD E | MOSSYROCK, WA 98564

Project No: 1927
BUILDING PERMIT SUBMITAL
APRIL 15, 2020

JOINTING PLAN

A-201B

All material herein constitutes the original and unpublished work of the architect and may not be used, duplicated, or disclosed without the written consent of the architect. Copyright © 2020 by Thomas Architecture Studio. All rights reserved.

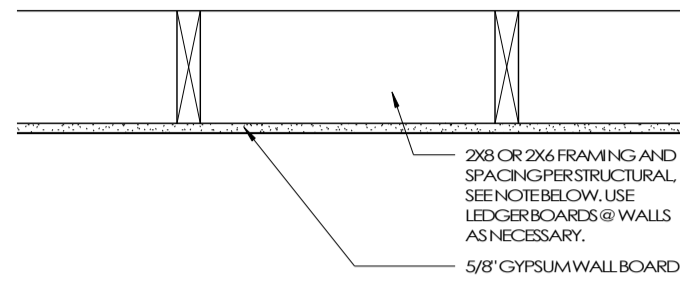


REFLECTED CEILING PLAN LEGEND

- CEILING TAG, NUMBER BELOW INDICATES CEILING HEIGHT ABOVE FINISHED FLOOR, NUMBER ABOVE INDICATES CEILING TYPE AND FINISH.
- 6" LED RECESSED CAN LIGHTING FIXTURE, SEE ELECTRICAL PLANS FOR FIXTURE MANUFACTURER AND MODEL, WHITE TRIM.
- EMERGENCY EXIT LIGHT, SEE ELECTRICAL PLANS FOR FIXTURE MANUFACTURER AND MODEL, WHITE COLOR WITH RED LETTERING.
- EXTERIOR WALL SCONCE, SEE ELECTRICAL PLANS FOR FIXTURE MANUFACTURER AND MODEL, BLACK FINISH, TRIM PER ELEVATIONS, 9/16" TO BOTTOM OF FIXTURE.
- CEILING MOUNTED SMOKE DETECTOR, FIRST ALERT ULTIMATE PROTECTION SMOKE ALARM, MODEL # SA3210 OR SIMILAR, CENTER ON DOOR, TYPICAL.
- CEILING MOUNTED SMOKE AND CARBON MONOXIDE DETECTOR, FIRST ALERT, MODEL # SCO7 OR SIMILAR.

CEILING FINISHES

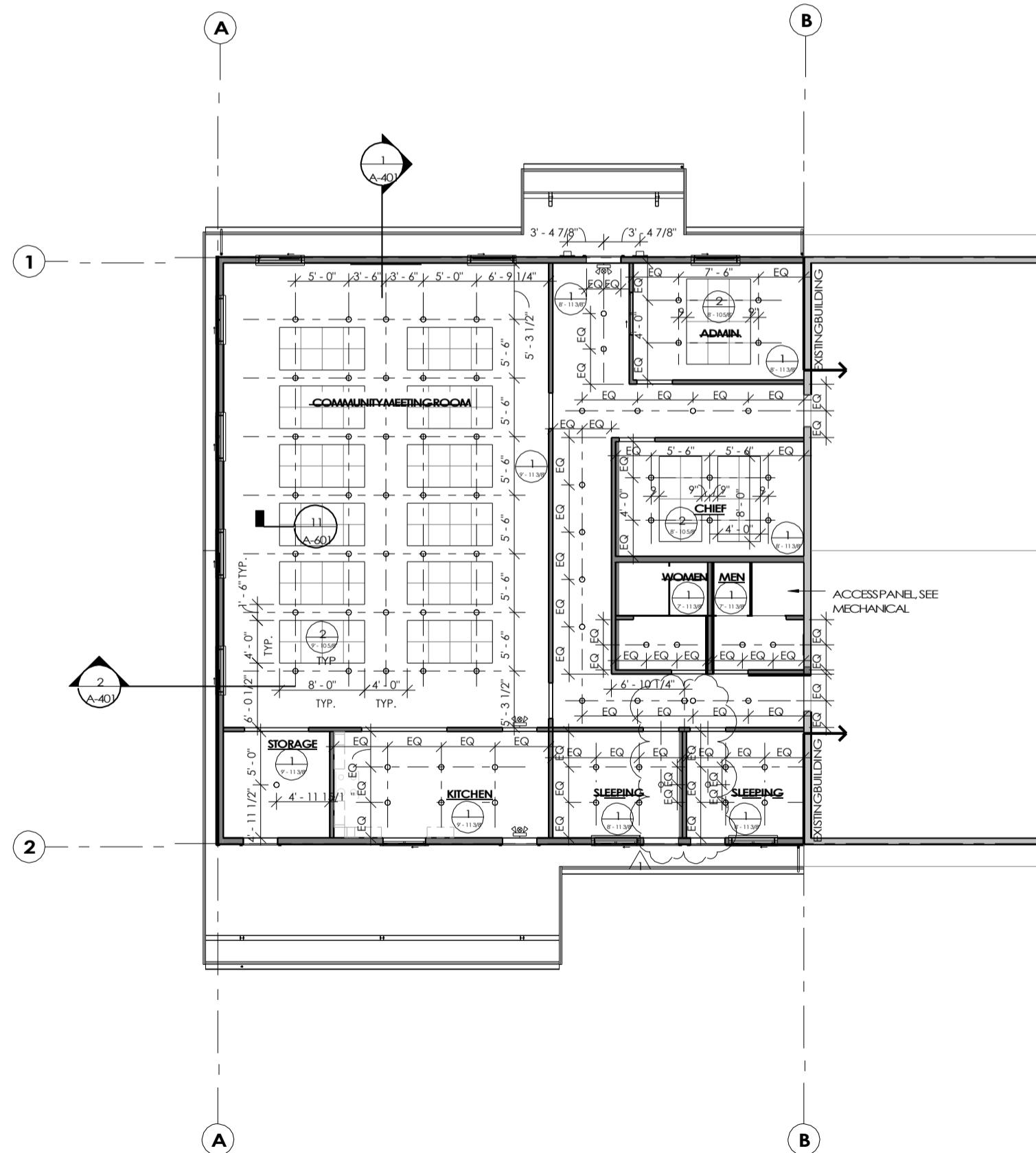
- 1 GYPSUM WALL BOARD
SHERWIN-WILLIAMS ACCESSIBLE BEBE: SW7036
- 2 ACOUSTICAL TILE
CERTAINTEED FOCUS B (DIRECT MOUNT WITH ADHESIVE)
24" X 24" TILES, WHITE FINISH



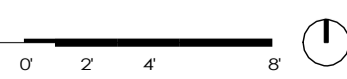
CEILING FRAMING CRITERIA:
DOUGLAS FIR LARCH #2 W/ BLOCKING @ MIDPOINT
LENGTHS 8': 2x6 @ 24" O.C.
LENGTHS 12': 2x8 @ 16" O.C.

NOTE: FRAMED CEILINGS OCCUR WHERE CEILING HEIGHT IS 8' - 11 3/8" OR LESS

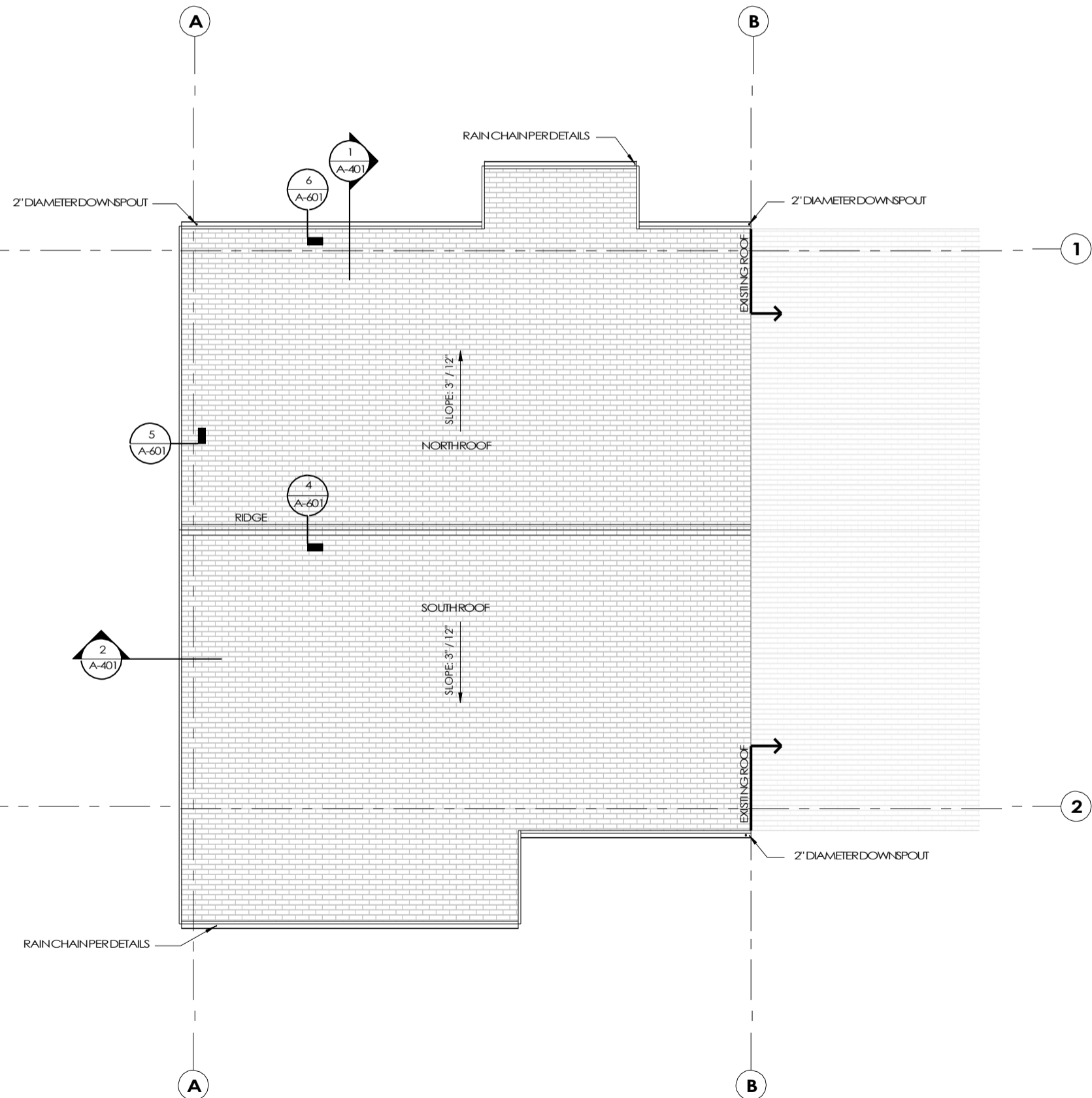
3 FRAMED CEILING
1 1/2" = 1'-0"



2 FLOOR 1 - REFLECTED CEILING
1/8" = 1'-0"



1 ROOF
1/8" = 1'-0"



ROOF DRAINAGE CALCULATION

NORTH ROOF AREA TO BE DRAINED = 1,778 SF
SOUTH ROOF AREA TO BE DRAINED = 1,961 SF

DOWNSPOUT SIZE:
PER 2015 UPC, APPENDIX D, TABLE D101.1, ANTICIPATED RAINFALL PER HOUR FOR A 100 YEAR OCCURRENCE IS 1" PER HOUR. (0.1 GPM/SF)

NORTH ROOF: 1,778 SF x 0.01 GPM/SF = 17.78 GPM
SOUTH ROOF: 1,961 SF x 0.01 GPM/SF = 19.61 GPM

PER UPC TABLE 1101.12, THE FLOW RATE THROUGH VERTICAL LEADERS SHALL NOT EXCEED THE FOLLOWING:
2" DIAMETER WILL HANDLE = 30 GPM
3" DIAMETER WILL HANDLE = 92 GPM
4" DIAMETER WILL HANDLE = 192 GPM

NORTH ROOF: (2) DOWNSPOUTS OF 2" DIAMETER VERTICAL LEADER & (1) RAIN CHAIN PROVIDED
(2 DOWNSPOUTS) X (30 GPM) = 60 GPM > 17.78 GPM

SOUTH ROOF: (1) DOWNSPOUTS OF 2" DIAMETER VERTICAL LEADER & (1) RAIN CHAIN PROVIDED
(1 DOWNSPOUTS) X (30 GPM) = 30 GPM > 19.61 GPM

LEMS COUNTY FIRE DISTRICT #3
MOSSYROCK FIRE STATION

288 MOSSYROCK ROAD E | MOSSYROCK, WA 98564

Project No: 1927
BUILDING PERMIT SUBMITTAL
APRIL 15, 2020

1 REVISION 1 6/11/2020

ROOF & REFLECTED CEILING PLAN

A-202

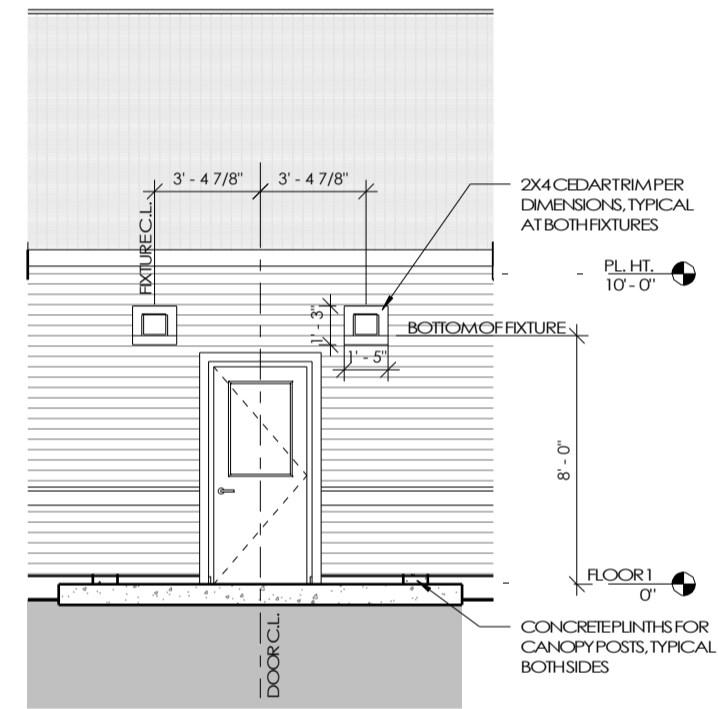
All material herein constitutes the original and unpublished work of the architect and may not be used, duplicated, or disclosed without the written consent of the architect. Copyright © 2020 by Thomas Architecture Studio. All rights reserved.

MATERIALS & COLOR KEY

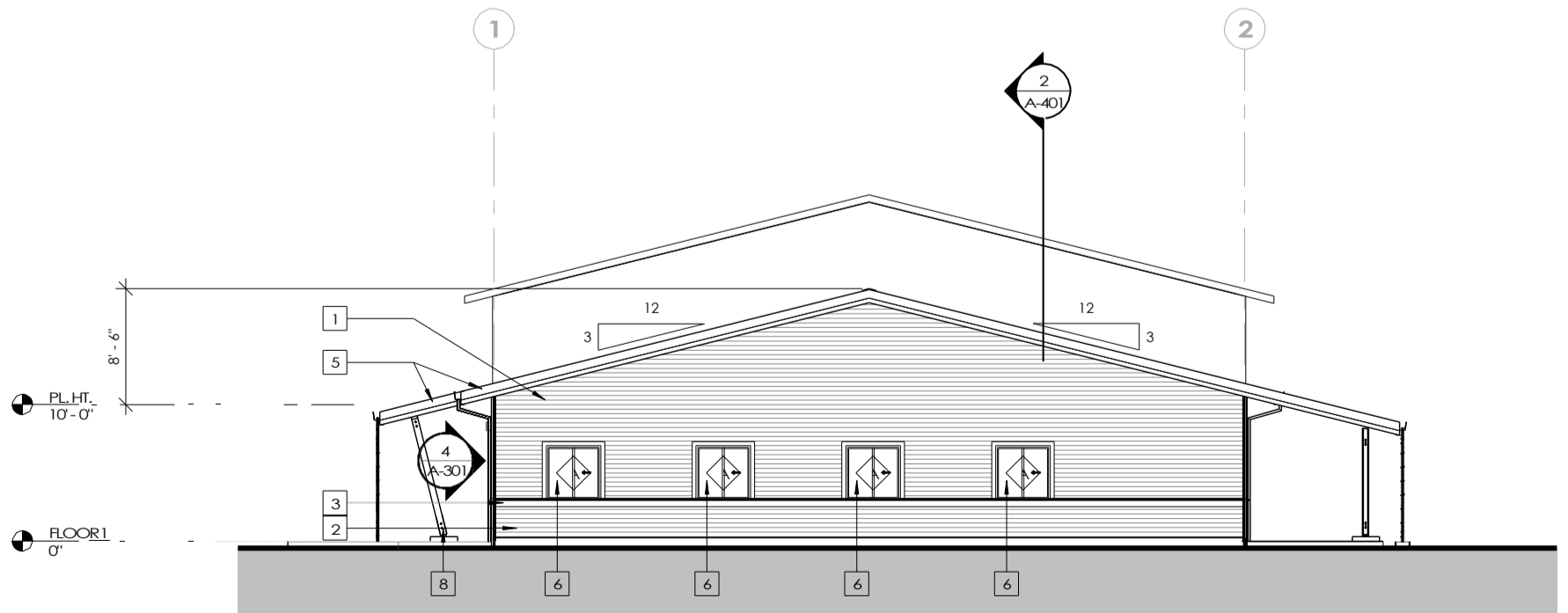
- 1 HORIZONTAL FIBER CEMENT SIDING
 JAMES HARDIE HARDEPLANK 7.25" (6" EXPOSURE)
 SHERWIN-WILLIAMS ROYAL CROFT COPPER RED: SW2839
- 2 HORIZONTAL FIBER CEMENT SIDING
 JAMES HARDIE HARDEPLANK 7.25" (6" EXPOSURE)
 KELLY-MOORE VERMEER'S FIELDS: AC251-5
- 3 WOOD BELLY BAND & CORNER TRIM (PER DETAILS)
 KELLY-MOORE OXFORD BROWN: 417
- 4 ASPHALT SHINGLES
 CERTAINTEED: STREAK FIGHTER PATRIOT
 SHADOW BLACK
- 5 WOOD FASCIA (PER DETAILS)
 KELLY-MOORE OXFORD BROWN: 417
- 6 VINYL WINDOW (PER SCHEDULE & DETAILS)
 MILGARD: TRINIC SLIDER
 WHITE TRIM (PER DETAILS); KELLY-MOORE OXFORD BROWN: 417
- 7 METAL DOOR (PER SCHEDULE & DETAILS)
 CURRIES: 707 SERIES
 SHERWIN-WILLIAMS CURIO GRAY: SW0024
- 8 CEDAR POST, BEAM, & STRUTS
 SEMI-TRANSPARENT STAIN
 SHERWIN-WILLIAMS BANYAN BROWN: SW3522
 METAL BRACKETS & PLATES: SHERWIN-WILLIAMS IRON ORE: SW706
- 9 METAL RAIN CHAIN (PER DETAILS)
 NUTSHELL STORES: BLACK LARGE ALUMINUM LINK RAIN CHAIN
 WITH INSTALLATION KIT
 BLACK POWDER COAT
- 10 EXTERIOR WALL SCONCE WITH 2X4 CEDAR TRIM
 SEE REFLECTED CEILING PLANS, SHEET A-202
 TRIM COLOR: KELLY-MOORE OXFORD BROWN: 417

ELEVATION LEGEND

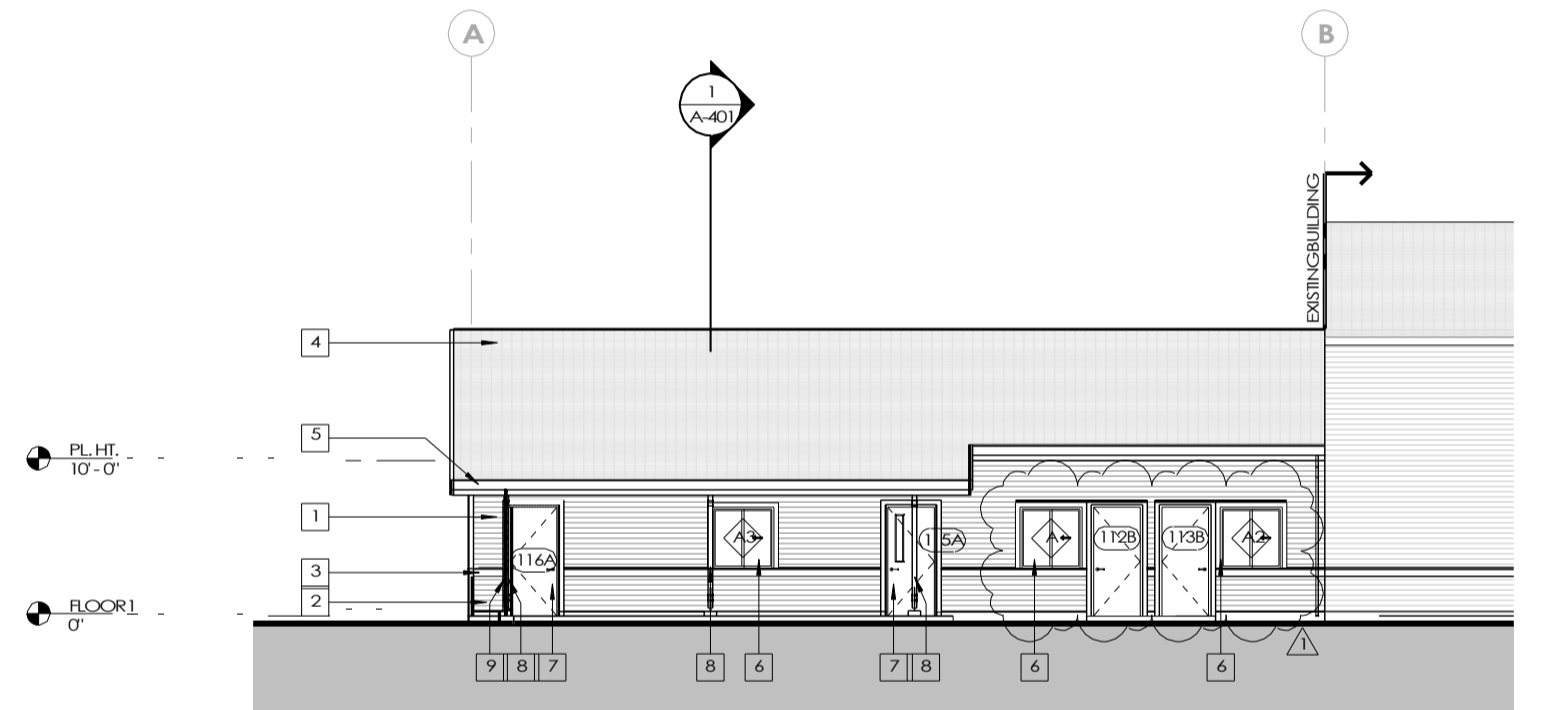
- SECTION MARKER, NUMBER BELOW INDICATES PAGE WHERE SECTION CAN BE FOUND, NUMBER ABOVE INDICATES THE SECTION LOCATION ON THE PAGE.
- DETAIL MARKER, NUMBER BELOW INDICATES PAGE WHERE DETAIL CAN BE FOUND, NUMBER ABOVE INDICATES THE DETAIL LOCATION ON THE PAGE.



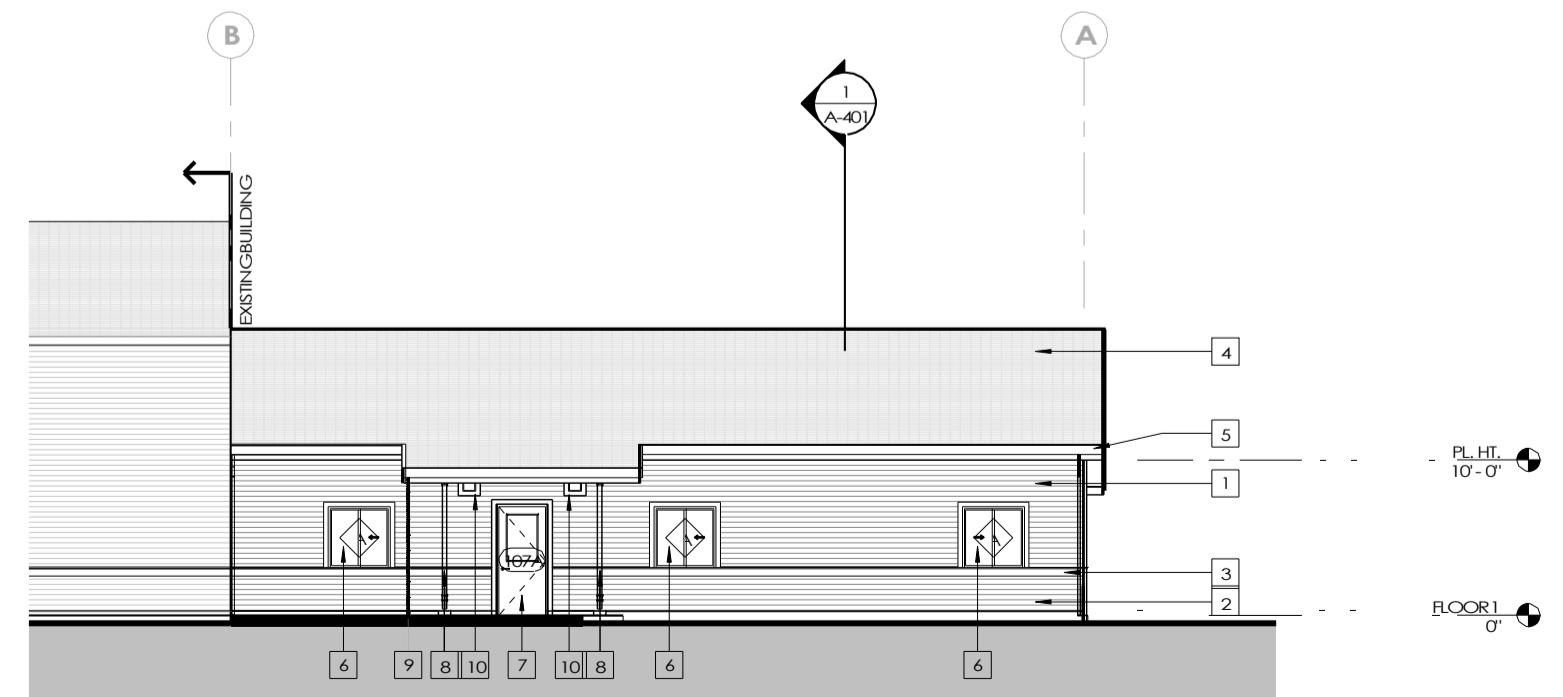
4 ENTRY DOOR
 1/4" = 1'-0"



2 WEST ELEVATION
 1/8" = 1'-0"



3 SOUTH ELEVATION
 1/8" = 1'-0"



1 NORTH ELEVATION
 1/8" = 1'-0"

LEWIS COUNTY FIRE DISTRICT #3
MOSSYROCK FIRE STATION
 238 MOSSYROCK ROAD E | MOSSYROCK, WA 98564

Project No: 1927
BUILDING PERMIT SUBMITAL
 APRIL 15, 2020

1 REVISION 1 6/11/2020

ELEVATIONS

A-301

All material herein constitutes the original and unpublished work of the architect and may not be used, duplicated, or disclosed without the written consent of the architect. Copyright © 2020 by Thomas Architecture Studio. All rights reserved.



THOMAS
architecture studios

525 COLUMBIAS BL. | OLYMPIA, WA 98501
360.915.8775 | tascolumbia.com

LEWIS COUNTY FIRE DISTRICT #3
MOSSYROCK FIRE STATION
238 MOSSYROCK ROAD E | MOSSYROCK, WA 98564

Project No: 1927
BUILDING PERMIT SUBMITAL
APRIL 15, 2020

SECTIONS

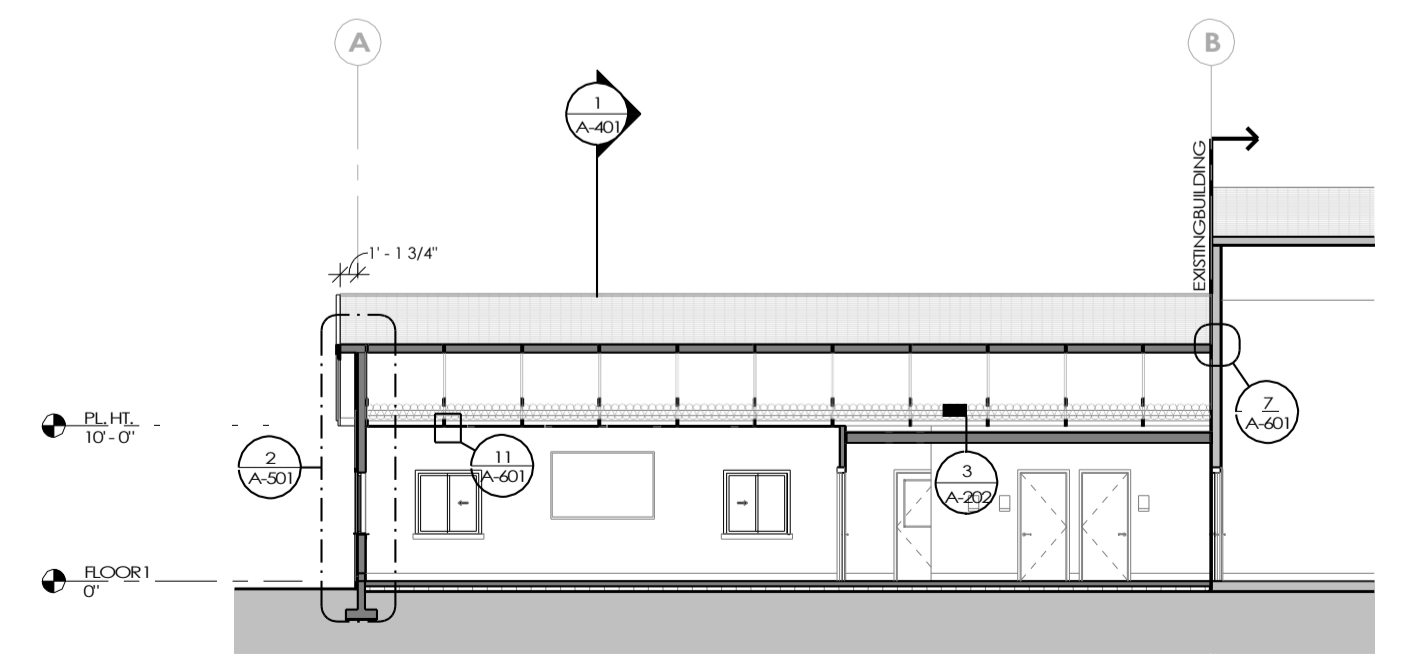
A-401

All material herein constitutes the original and unpublished work of the architect and may not be used, duplicated, or disclosed without the written consent of the architect. Copyright © 2020 by Thomas Architecture Studio. All rights reserved.

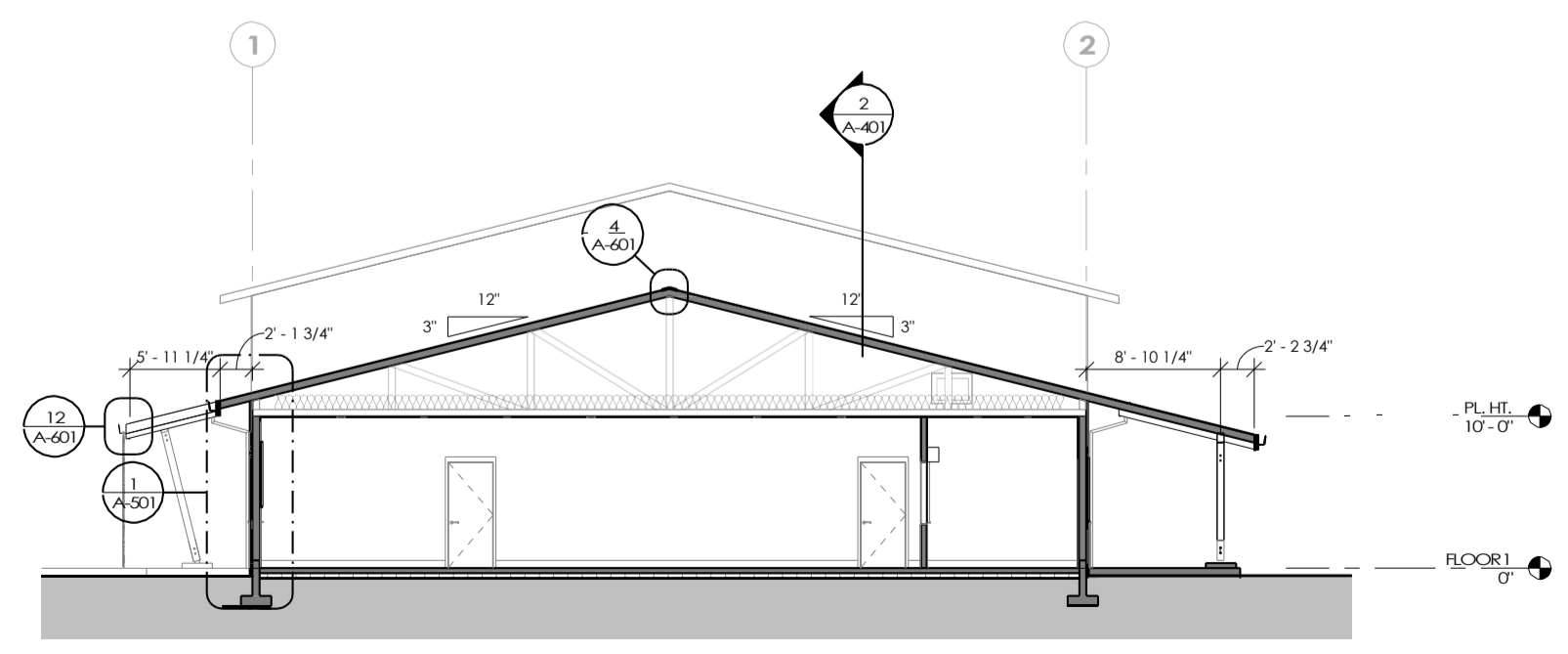
SECTION LEGEND

SECTION MARKER, NUMBER BELOW INDICATES PAGE WHERE SECTION CAN BE FOUND, NUMBER ABOVE INDICATES THE SECTION LOCATION ON THE PAGE.

DETAIL MARKER, NUMBER BELOW INDICATES PAGE WHERE DETAIL CAN BE FOUND, NUMBER ABOVE INDICATES THE DETAIL LOCATION ON THE PAGE.



2 SECTION BB
1/8" = 1'-0"
0' 4' 8' 16'



1 SECTION AA
1/8" = 1'-0"
0' 4' 8' 16'



THOMAS
architecture studios

525 COLUMBIAS BL. | OLYMPIA, WA 98501
360.915.8775 | tascolumbia.com

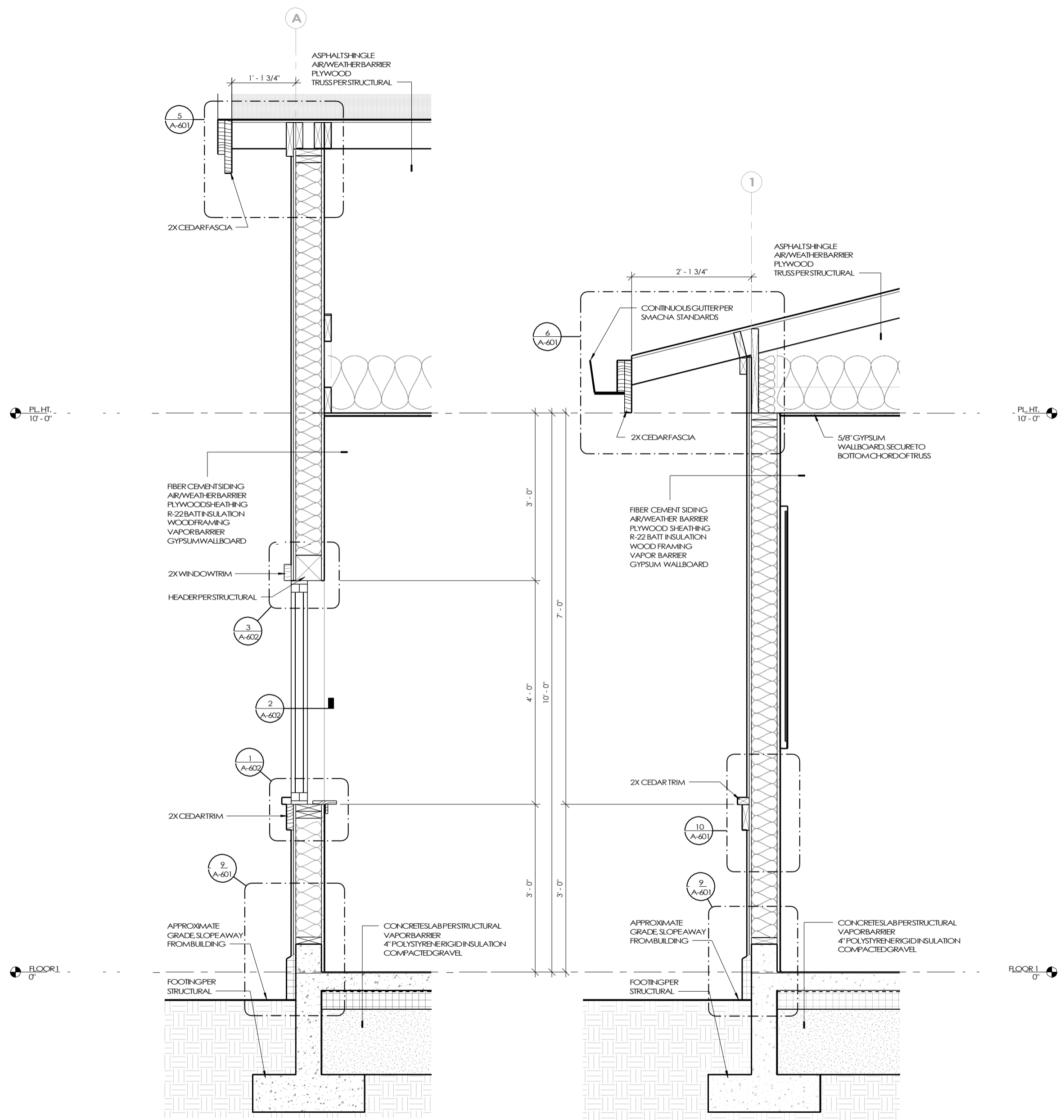
LEWIS COUNTY FIRE DISTRICT #3
MOSBY ROCK FIRE STATION
238 MOSSYROCK ROAD E | MOSSYROCK, WA 98564

Project No: 1927
BUILDING PERMIT SUBMITTAL
APRIL 15, 2020

WALL SECTIONS



A-501

All material herein constitutes the original and unpublished work of the architect and may not be used, duplicated, or disclosed without the written consent of the architect. Copyright © 2020 by Thomas Architecture Studio. All rights reserved.



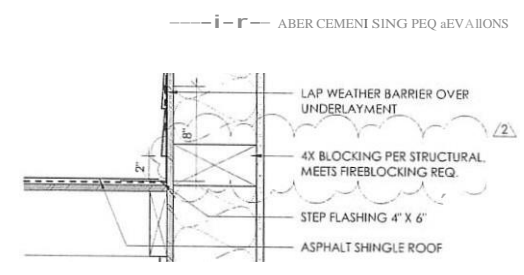

2 EXTERIOR WALL @ RAKE
1" = 1'-0"

1 EXTERIOR WALL @ EAVE
1" = 1'-0"

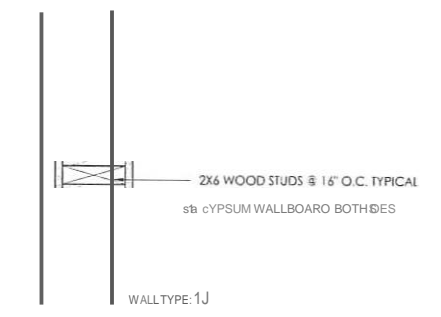




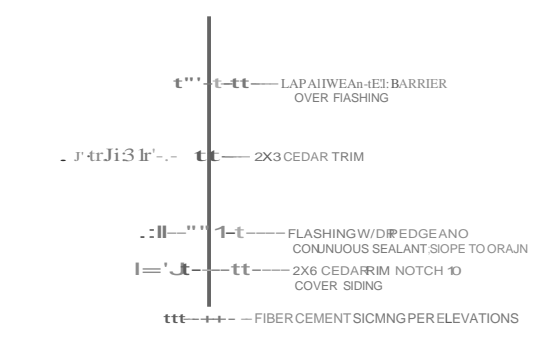
THOMAS
architecture studios
1015 COLUMBIA ST. | OLYMPIA WA 98501
360.915.8775 | toasty@tasstudios.com



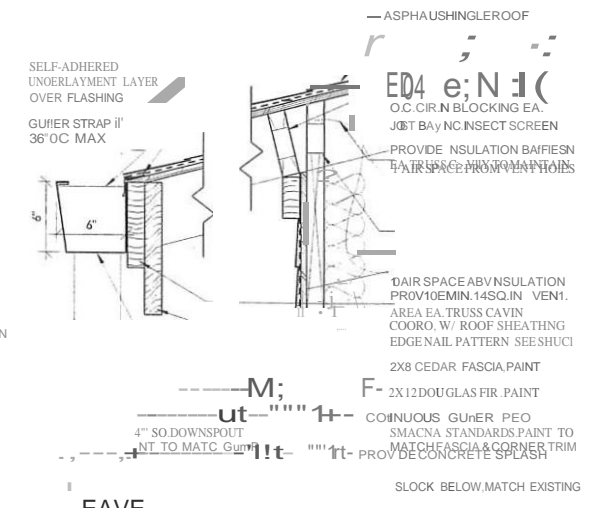
7 ROOF @ EXISTING WALL
1 1/2" = 1'-0"



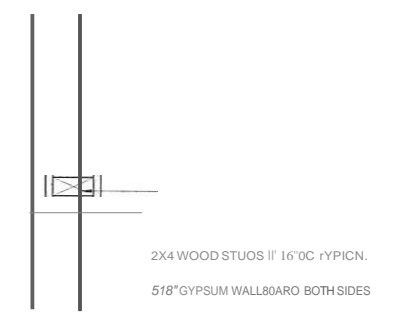
3 INTERIOR 2X6 WALL
WALLTYPE: 1J



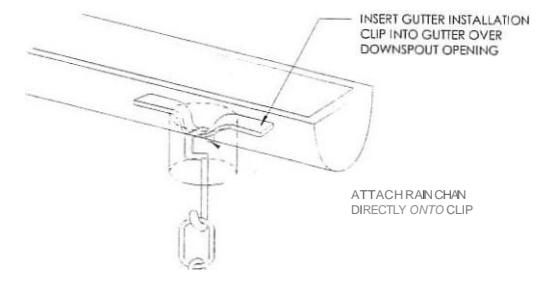
10 EAVE
1 1/2" = 1'-0"



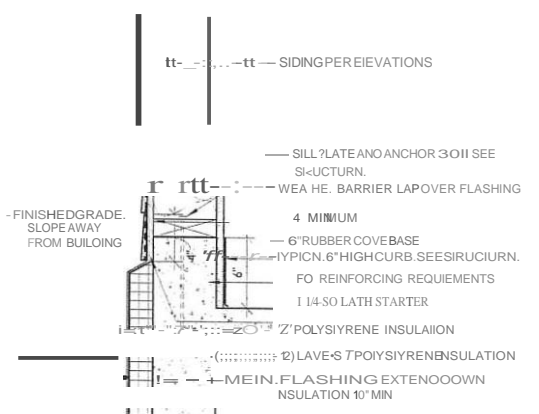
5 EAVE
1 1/2" = 1'-0"



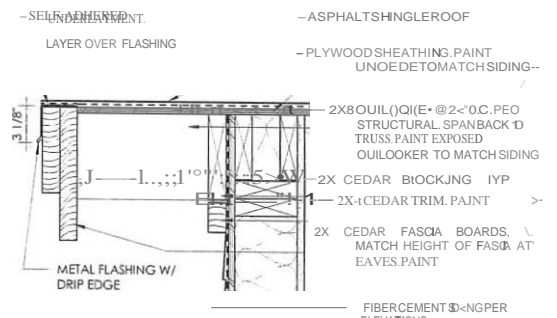
2 INTERIOR 2X4 WALL
WALLTYPE: 1I



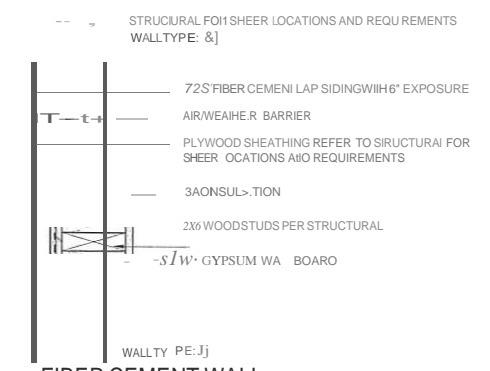
12 RAIN CHAIN ATTACHMENT



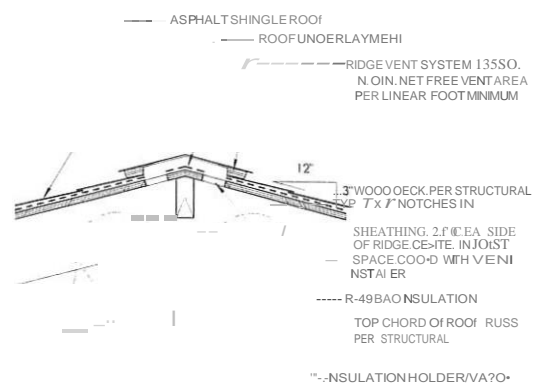
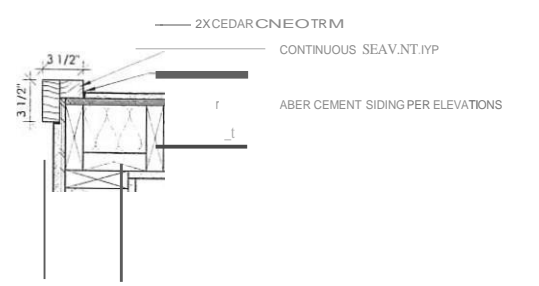
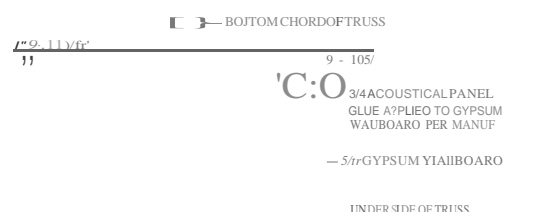
9 EXTERIOR WALL @ FOUNDATION
1 1/2" = 1'-0"



5 RAKE
1 1/2" = 1'-0"



1 FIBER CEMENT WALL
WALLTYPE: 8J



NOISE

WALL

WALL

Project No. 1927
BUILDING PERMIT SUBMITTAL
APRIL 15, 2020

REVISION 1 6/11/2020
REVISION 2 anno20

ENVELOPE DETAILS

A-601



PLASTIC CEILING PANELS

ATTACH TO RECIPIENT

8 OUTSIDE CORNER TRIM

1 1/2" x 1/2"

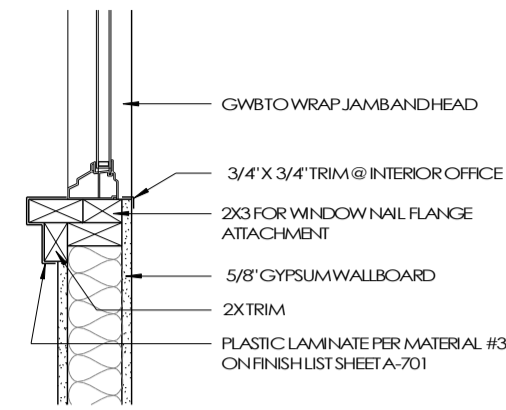
4

RIDGE VENT
1 1/2" x 1/2"

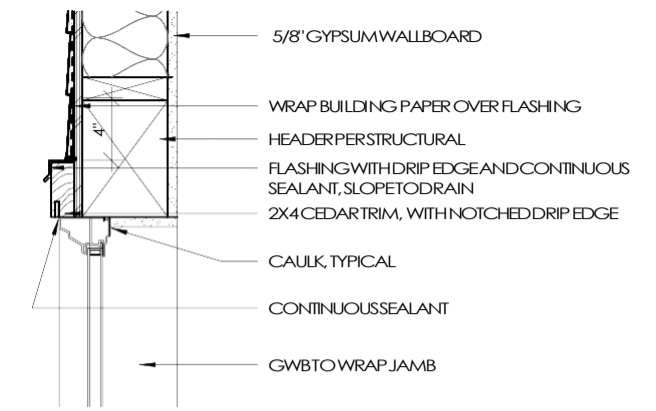
BARRIER

All material herein constitutes the original and unpublished work of the architect and not be used, duplicated, or disclosed

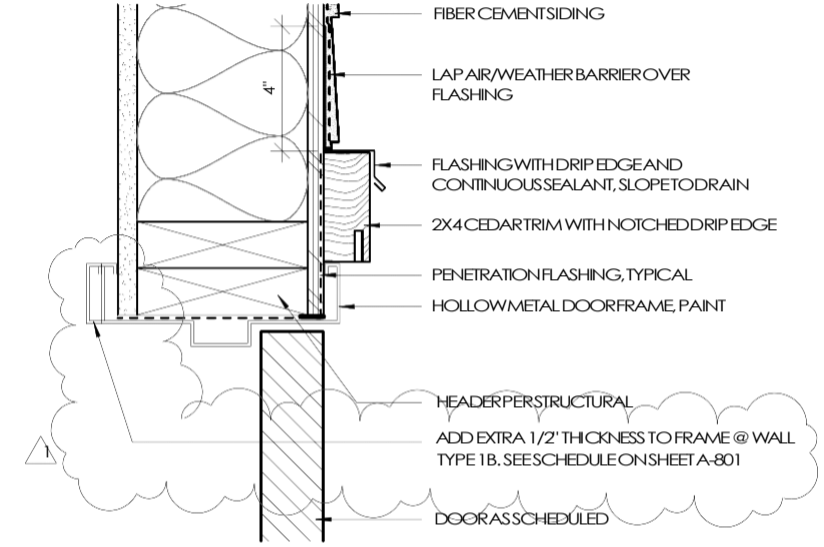
may
without the written consent of the
file: Copyright © 2020 by Thomas
Architect Studio. All rights reserved



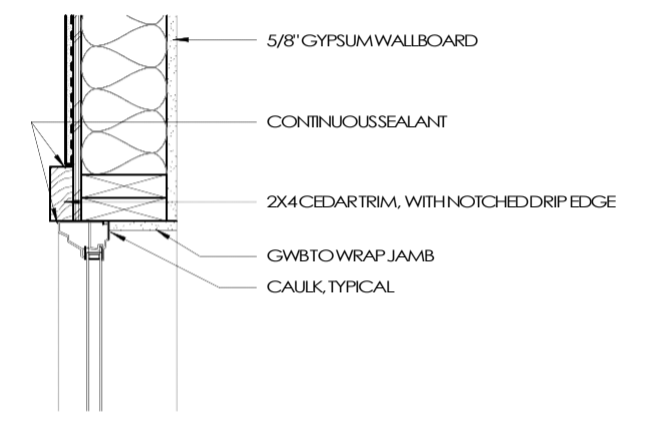
7 WINDOW SILL @ INTERIOR SLIDER
1 1/2" = 1'-0"



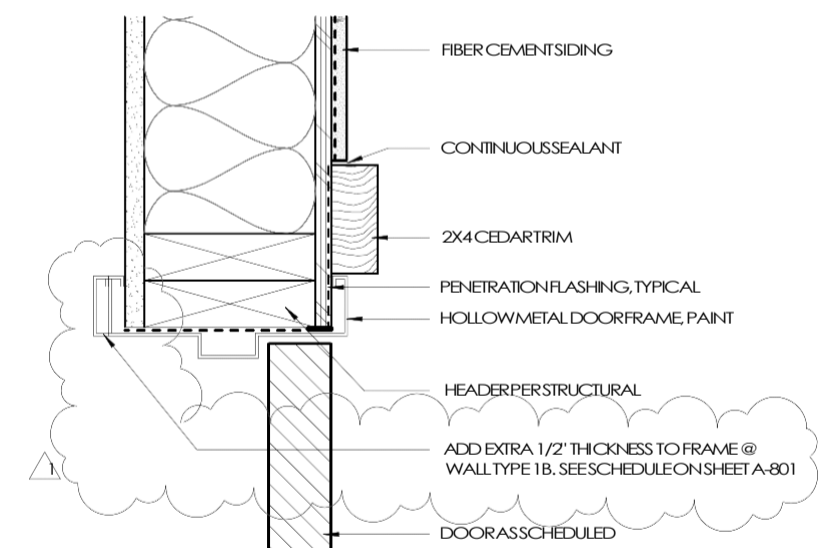
3 WINDOW HEAD @ FIBER CEMENT
1 1/2" = 1'-0"



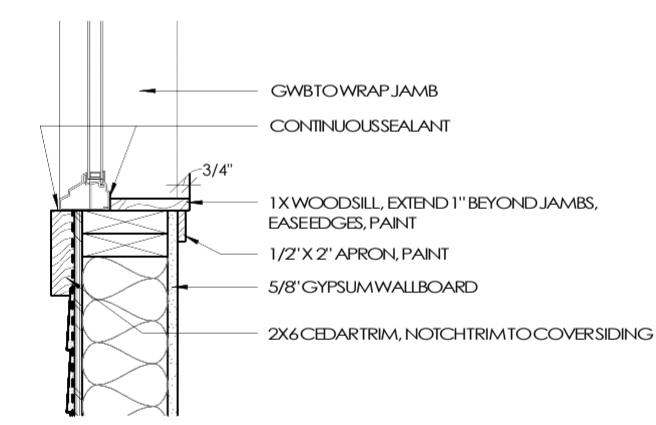
6 DOOR HEAD
3" = 1'-0"



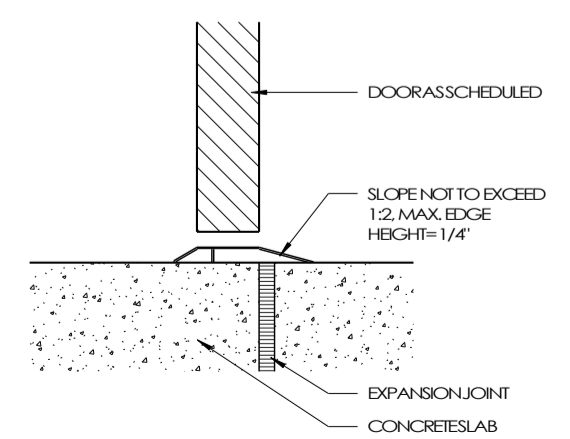
2 WINDOW JAMB @ FIBER CEMENT
1 1/2" = 1'-0"



5 DOOR JAMB
3" = 1'-0"



1 WINDOW SILL @ FIBER CEMENT
1 1/2" = 1'-0"



4 DOOR THRESHOLD @ SLAB
3" = 1'-0"

LEWIS COUNTY FIRE DISTRICT #3
MOSSYROCK FIRE STATION
238 MOSSYROCK ROAD E | MOSSYROCK, WA 98564

Project No: 1927
BUILDING PERMIT SUBMITTAL
APRIL 15, 2020

1 REVISION 1 6/11/2020

**WINDOW & DOOR
DETAILS**

A-602

All material herein constitutes the original and unpublished work of the architect and may not be used, duplicated, or disclosed without the written consent of the architect. Copyright © 2020 by Thomas Architecture Studio. All rights reserved.

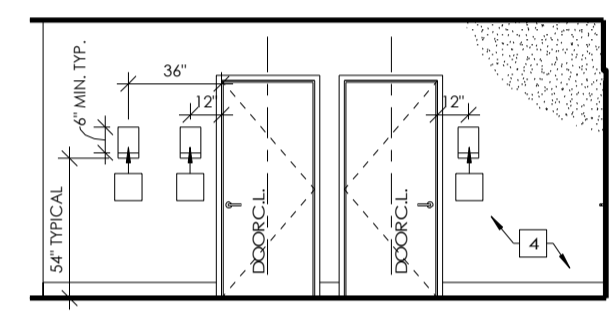


THOMAS
architecture studios

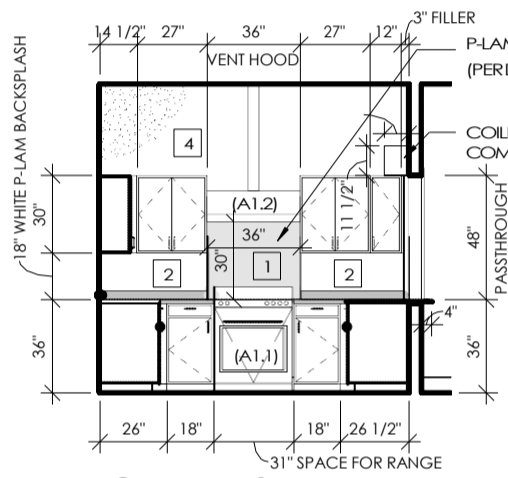
525 COLUMBIAN BLVD. | OLYMPIA, WA 98501
360.915.8775 | tasolympia.com

FINISHES

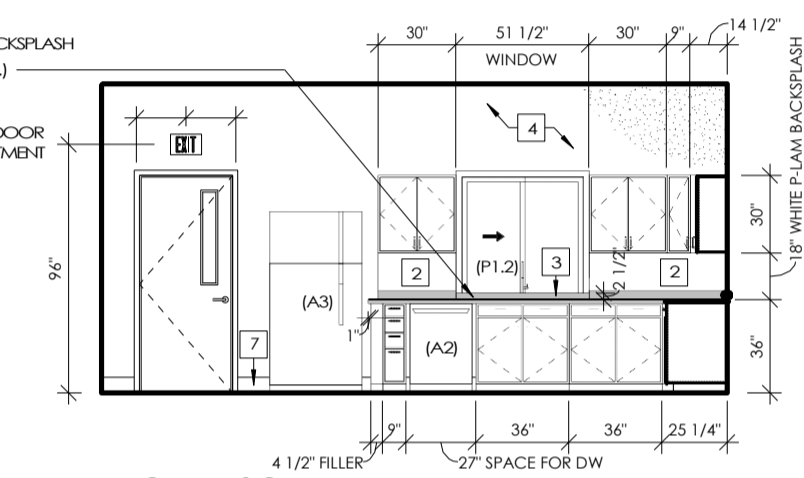
- 1 PLASTIC LAMINATE
WILSONART
TWILIGHT ZEPHYR: 4845-60
- 2 PLASTIC LAMINATE
WILSONART
LUMINOUS WHITE: 9221SF
- 3 COUNTERTOPS & BACKSPLASH: PLASTIC LAMINATE
WILSONART
GRAPHITENEBUULA: 4623-60
- 4 GYPSUM WALLBOARD
SHERWIN-WILLIAMS ACCESSIBLE BEIGE: SW7036
- 5 ACOUSTICAL TILE
CERTAINTEED: FOCUS B. (DIRECT MOUNT WITH ADHESIVE)
WHITE FINISH
- 6 SHEET VINYL
MANNINGTON ASSURANCE II
PUTTY: 16307
- 7 6" RUBBER BASE (TYPICAL ALL INTERIOR WALLS)
ROFFE
BLACK-BROWN: P193



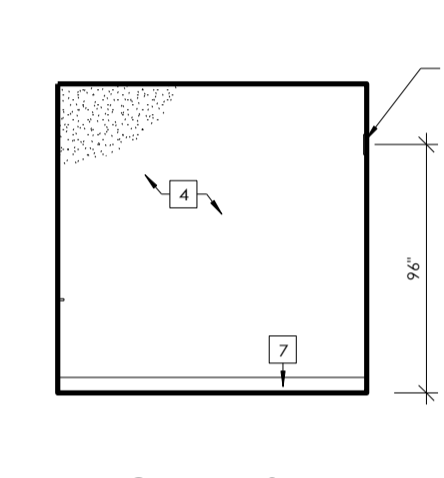
15 RESTROOM SIGNAGE
1/4" = 1'-0"



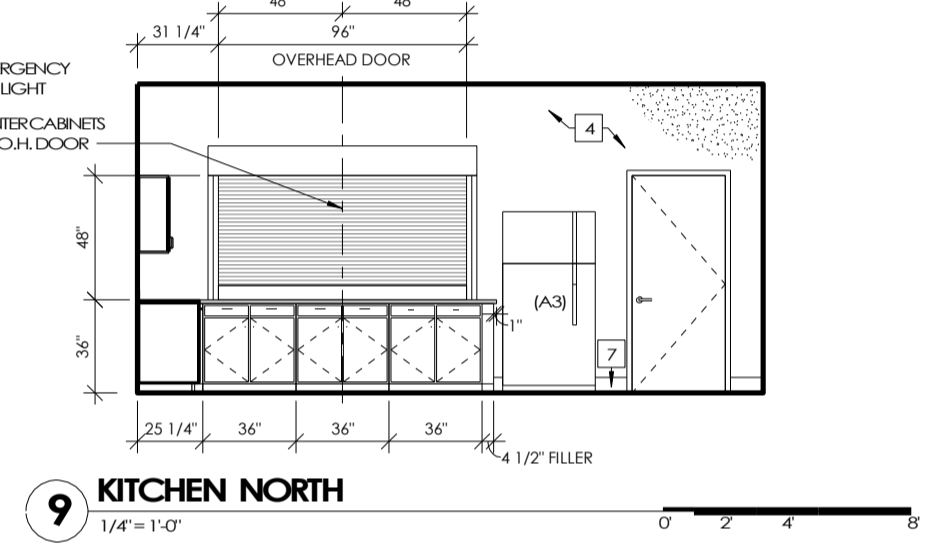
12 KITCHEN WEST
1/4" = 1'-0"



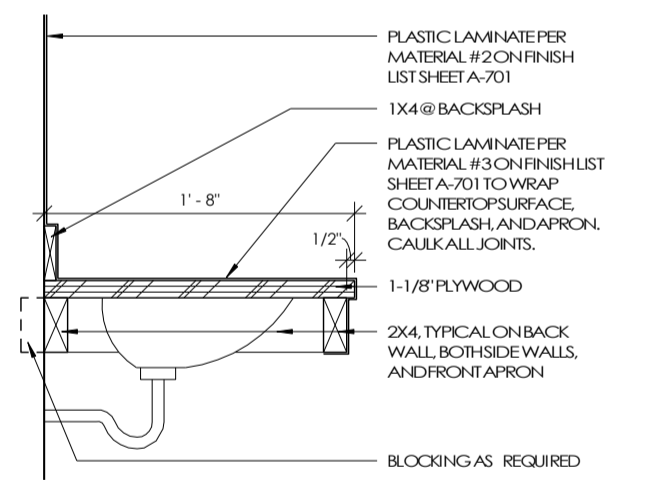
11 KITCHEN SOUTH
1/4" = 1'-0"



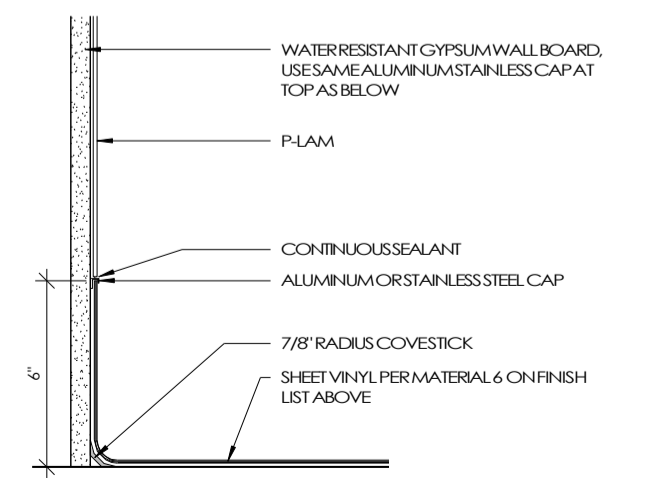
10 KITCHEN EAST
1/4" = 1'-0"



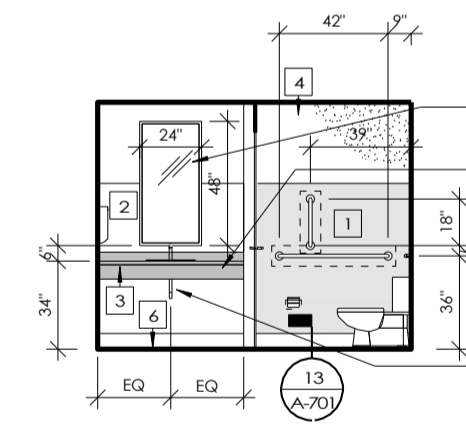
9 KITCHEN NORTH
1/4" = 1'-0"



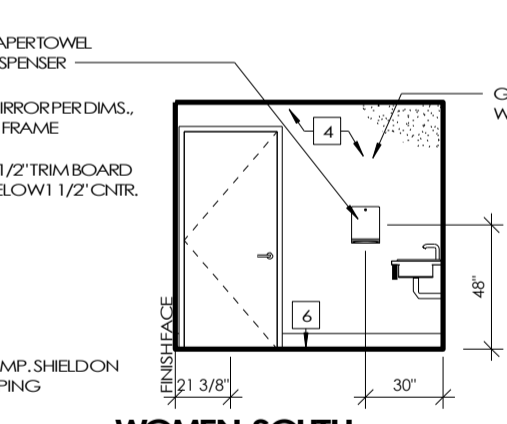
14 RESTROOM - COUNTER DETAIL
1 1/2" = 1'-0"



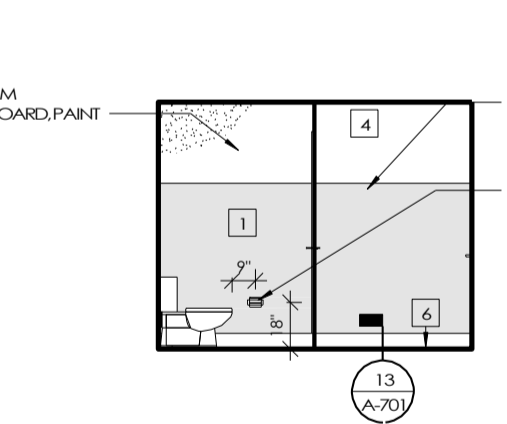
13 RESTROOM - SHEET VINYL BASE
3" = 1'-0"



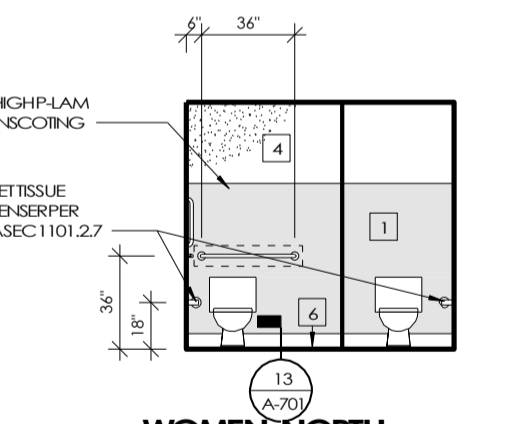
8 WOMEN WEST
1/4" = 1'-0"



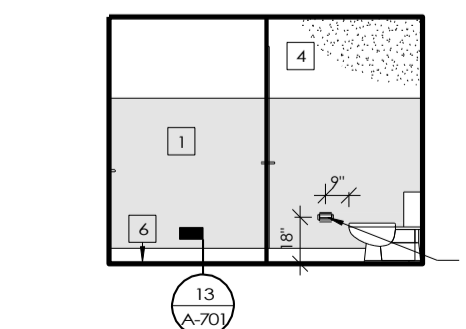
7 WOMEN SOUTH
1/4" = 1'-0"



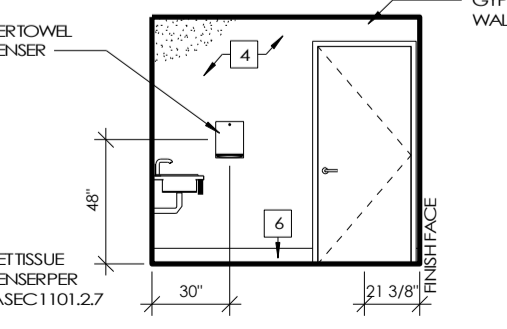
6 WOMEN EAST
1/4" = 1'-0"



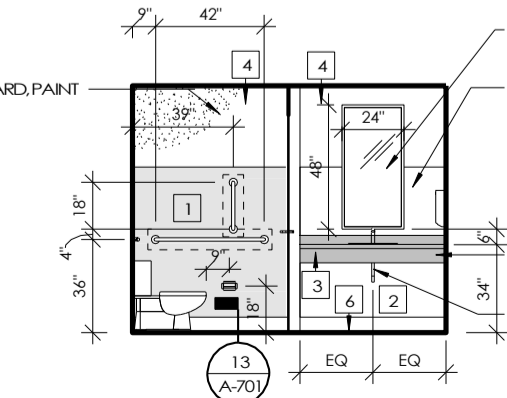
5 WOMEN NORTH
1/4" = 1'-0"



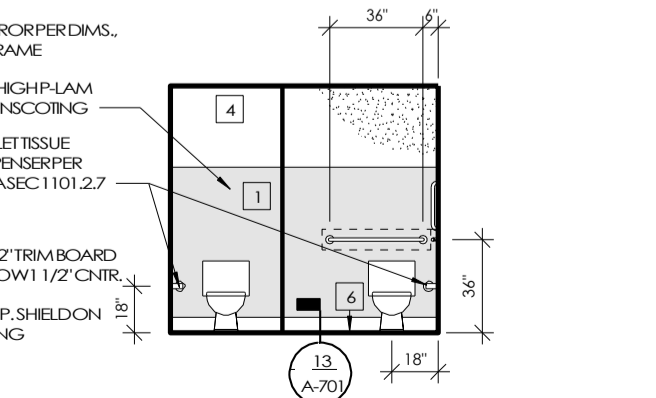
4 MEN WEST
1/4" = 1'-0"



3 MEN SOUTH
1/4" = 1'-0"



2 MEN EAST
1/4" = 1'-0"



1 MEN NORTH
1/4" = 1'-0"

LEMS COUNTY FIRE DISTRICT #3
MOSSYROCK FIRE STATION
238 MOSSYROCK ROAD E | MOSSYROCK, WA 98564

Project No: 1927
BUILDING PERMIT SUBMITTAL
APRIL 15, 2020

INTERIOR
ELEVATIONS

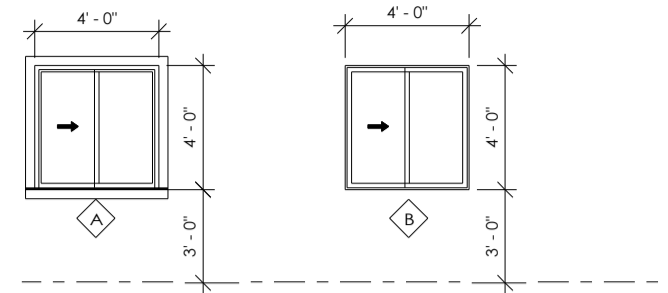
A-701

All material herein constitutes the original and unpublished work of the architect and may not be used, duplicated, or disclosed without the written consent of the architect. Copyright © 2020 by Thomas Architecture Studio. All rights reserved.

ABBREVIATIONS

ACT	ACOUSTICAL CEILING TILE
CONC	CONCRETE
CPT	CARPET
EX	EXISTING
GWB	GYPSUM WALL BOARD
HM	HOLLOW METAL
MTL	METAL
PC	POLISHED CHROME (PER MANUFACTURER)
P-LAM	PLASTIC LAMINATE
PT	PAINT
RBR	RUBBER
SS	STAINLESS STEEL
SV	SHEET VINYL
VYL	VINYL
WD	WOOD
WGWB	WATER RESISTANT GYPSUM WALL BOARD
WHT	WHITE (PER MANUFACTURER)

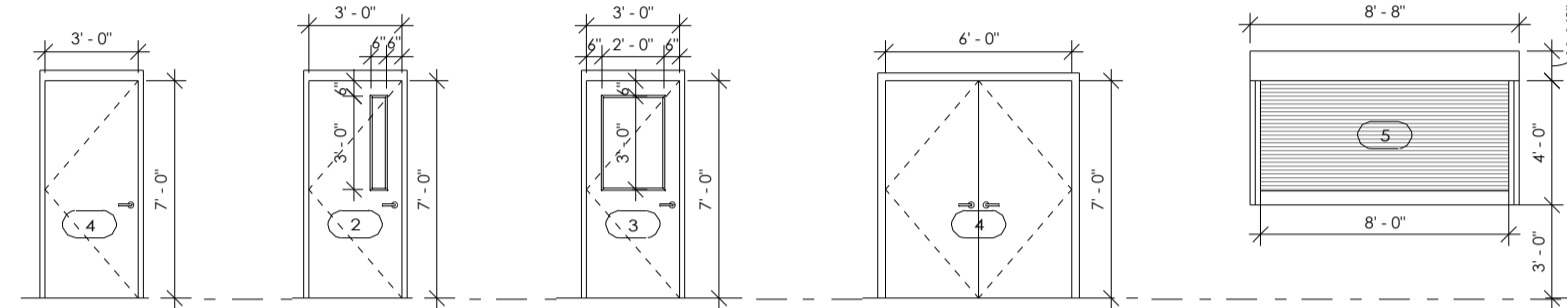
WINDOW TYPES



WINDOW SCHEDULE

MARK	SIZE	MAT/FIN	MANUF.	MODEL	OPERATION	COUNT	REMARKS
A	48" x 48"	VYL, WHT	MILGARD	TRINISC	OPERABLE	9	EXTERIOR SLIDER, TO MATCH EXISTING, TRIM PER DETAILS
A2	48" x 48" R	VYL, WHT	MILGARD	TRINISC	OPERABLE	1	EXTERIOR SLIDER, REUSE FROM BUILDING, TRIM PER DETAILS
A3	48" x 48"	VYL, WHT	MILGARD	TRINISC	OPERABLE	1	EXTERIOR SLIDER, TO MATCH EXISTING, NO INTERIOR TRIM
B	48" x 48"	VYL, WHT	MILGARD	TRINISC	OPERABLE	1	INTERIOR SLIDER, SILL PER DETAIL 7/A-602

DOOR TYPES



DOOR SCHEDULE

NO.	SIZE	TYPE	MAT/FIN	PAINT COLOR	MANUF.	MODEL/TYPE	REMARKS
107A	36" x 84" W/ 24" WIDE LITE	3	HM, PT	SW0024	CURRIES	607 SERIES, HG	VISION PANEL PER DIMENSIONS
107B	36" x 84" EXISTING	EX	EX	EX	EX	607 SERIES, F	DOOR TO REMAIN
107C	36" x 84"	1	HM, PT	SW0024	CURRIES	607 SERIES, F	NO VISION PANEL, INSTALL IN DEMOLISHED WINDOW OPENING
108	36" x 84"	1	HM, PT	SW0024	CURRIES	607 SERIES, F	
109	36" x 84"	1	HM, PT	SW0024	CURRIES	607 SERIES, F	
110	36" x 84"	1	HM, PT	SW0024	CURRIES	607 SERIES, F	
111	36" x 84"	1	HM, PT	SW0024	CURRIES	607 SERIES, F	
112	36" x 84"	1	HM, PT	SW0024	CURRIES	607 SERIES, F	
112B	36" x 84"	1	HM, PT	SW0024	CURRIES	607 SERIES, F	NO VISION PANEL, EXTRA 1/2" DEPTH ON FRAME
113	36" x 84"	1	HM, PT	SW0024	CURRIES	607 SERIES, F	
113B	36" x 84"	1	HM, PT	SW0024	CURRIES	607 SERIES, F	NO VISION PANEL, EXTRA 1/2" DEPTH ON FRAME
114A	36" x 84"	1	HM, PT	SW0024	CURRIES	607 SERIES, F	
114B	36" x 84"	1	HM, PT	SW0024	CURRIES	607 SERIES, F	
115A	36" x 84" W/ 6" WIDE LITE	2	HM, PT	SW0024	CURRIES	607 SERIES, FNV1	VISION PANEL PER DIMENSIONS, EXTRA 1/2" DEPTH ON FRAME
115B	36" x 84"	1	HM, PT	SW0024	CURRIES	607 SERIES, F	
115C	96" x 48"	5	MTL	N/A	OVERHEAD DOOR	650 SERIES	COUNTER DOORS 650 SERIES, OVERHEAD ROLLUP
116A	36" x 84"	1	HM, PT	SW0024	CURRIES	607 SERIES, F	NO VISION PANEL, EXTRA 1/2" DEPTH ON FRAME
116B	72" x 84"	4	HM, PT	SW0024	CURRIES	607 SERIES, F	

APPLIANCE SCHEDULE - OWNER SUPPLIED, CONTRACTOR INSTALLED

MARK	APPLIANCE TYPE	MANUFACTURER	MODEL	FINISH	REMARKS
A1.1	RANGE	SAMSUNG	NE59R4321SS/AA	SS	29-15/16" W x 28-7/8" D
A1.2	RANGE HOOD	SAMSUNG	NK36R5000WS/AA	SS	36" W
A2	DISHWASHER	SAMSUNG	DW80R7061US/AA	SS	24.9" W x 24.8" D
A3	REFRIGERATOR	SAMSUNG	RF261BEAER/AA	SS	35-3/4" W x 35-3/4" D

PLUMBING SCHEDULE - SEE PLUMBING FOR ADD'L COMMENTS

MARK	FIXTURE TYPE	MANUFACTURER	MODEL	FINISH	REMARKS
P1.1	KITCHEN SINK	KOHLER	K-5267-1	SS	VERSE MODEL, 33"W x 22"D, STAINLESS STEEL FINISH
P1.2	FAUCET	KOHLER	K-596-CP	PC	SIMPLICE MODEL, SINGLE HOLE MOUNT, PULL-DOWN SPOUT
P2.1	BATHROOM SINK	KOHLER	K-2202-1	WHT	BROOKLINE MODE
P2.2	FAUCET	KOHLER	K-97060-4	PC	HINT MODEL, SINGLE HOLE MOUNT
P3	TOILET	KOHLER	K-3551	WHT	
P4	WATER HEATER	RHEEM	GHE80SU/SS-130(A)	N/A	26-3/8" DIAMETER
P5	MOP SINK	FLORESTONE	MSR-2424	N/A	24" SQUARE

ROOM SCHEDULE - BASIS OF DESIGN

NO.	NAME	AREA	FLOOR	WALL			CEILING		REMARKS
				MAT.	FINISH	BASE	MAT.	FINISH	
107	LOBBY/CORRIDOR	439 SF	CONC	GWB	PT	RBR	GWB	GWB	
108	ADMIN.	176 SF	CONC	GWB	PT	RBR	GWB	GWB, ACT	GLUE UP ACOUSTICAL TILE PER MANUFACTURER
109	CHIEF	190 SF	CONC	GWB	PT	RBR	GWB	GWB, ACT	GLUE UP ACOUSTICAL TILE PER MANUFACTURER
110	WOMEN	87 SF	SV	WGWB	PT, SV	SV	GWB	GWB	SEE INTERIOR ELEVATIONS SHEET A-701
111	MEN	87 SF	SV	WGWB	PT, SV	SV	GWB	GWB	SEE INTERIOR ELEVATIONS SHEET A-701
112	SLEEPING	121 SF	CONC	GWB	PT	RBR	GWB	GWB	
113	SLEEPING	110 SF	CONC	GWB	PT	RBR	GWB	GWB	
114	COMMUNITY MEETING ROOM	1331 SF	CONC	GWB	PT	RBR	GWB	GWB, ACT	GLUE UP ACOUSTICAL TILE PER MANUFACTURER
115	KITCHEN	201 SF	CONC	GWB	PT, SV	RBR	GWB	GWB	SEE INTERIOR ELEVATIONS SHEET A-701
116	STORAGE	95 SF	CONC	GWB	PT	RBR	GWB	GWB	



THOMAS
architecture studios
525 COLUMBIAN BLVD. | OLYMPIA, WA 98501
360.915.8775 | tasolympia.com

LEWIS COUNTY FIRE DISTRICT #3
MOSSYROCK FIRE STATION
238 MOSSYROCK ROAD E | MOSSYROCK, WA 98564

Project No: 1927
BUILDING PERMIT SUBMITTAL
APRIL 15, 2020

1 REVISION 1 6/11/2020

SCHEDULES

A-801

All material herein constitutes the original and unpublished work of the architect and may not be used, duplicated, or disclosed without the written consent of the architect. Copyright © 2020 by Thomas Architecture Studio. All rights reserved.

ABBREVIATIONS			
(SOME ABBREVIATIONS MAY NOT BE USED ON DRAWINGS)			
ABBREVIATION	DESCRIPTION	ABBREVIATION	DESCRIPTION
A or AMP	AMPERES	MH	MANHOLE
AC	ALTERNATING CURRENT	MIN	MINIMUM
A/C	AIR CONDITIONING	MLO	MAIN LUGS ONLY
AIC	AMPERE INTERRUPTING CAPACITY	MOP, MOCP	MAXIMUM OVERCURRENT PROTECTION
AL	ALUMINUM	MTD	MOUNTED
ARCH	ARCHITECTURAL	MTG	MOUNTING
ATC	AUTOMATIC TEMPERATURE CONTROL	NC	NORMALLY CLOSED
ATS	AUTOMATIC TRANSFER SWITCH	N, NEUT	NEUTRAL
AWG	AMERICAN WIRE GAUGE	NIC	NOT IN CONTRACT
BIL	BASIC IMPULSE LEVEL	NO	NORMALLY OPEN
BKR	BREAKER	NTS	NOT TO SCALE
BLDG	BUILDING	OC	ON CENTER
C	CONDUIT	OD	OUTSIDE DIAMETER
C.O.	CONDUIT ONLY	OH	OVERHEAD
C	DEGREES CELSIUS	PA	PUBLIC ADDRESS
CB	CIRCUIT BREAKER	PB	PULLBOX
CCTV	CLOSED CIRCUIT TELEVISION	PF	POWER FACTOR
CFM	CUBIC FEET PER MINUTE	13 or PH	PHASE
CKT	CIRCUIT	PNL	PANEL
CL	CENTER LINE	PR	PAIR
CLG	CEILING	PRI	PRIMARY
CONG	CONCRETE	PT	POTENTIAL TRANSFORMER
CT	CURRENT TRANSFORMER	PVC	POLYVINYL CHLORIDE
CU	COPPER	RECPT	RECEPTACLE
CW	COLD WATER	REQ	REQUIRED
BD	DECIBELS	RF	RADIO FREQUENCY
DC	DIRECT CURRENT	RM	ROOM
DIA	DIAMETER	RMS	ROOT MEAN SQUARE
DIV	DIVISION	SEC	SECONDARY
DPDT	DOUBLE POLE, DOUBLE THROW	SHT	SHEET
DPST	DOUBLE POLE, SINGLE THROW	SMR	SURFACE METAL RACEWAY
DWG	DRAWING	SN	SOLID NEUTRAL
EGC	EQUIPMENT GROUND CONDUCTOR	SP	SINGLE POLE
ELEC	ELECTRIC	SPD	SURGE PROTECTIVE DEVICE
EMT	ELECTRICAL METALLIC TUBING	SPDT	SINGLE POLE, DOUBLE THROW
EXST, (E)	EXISTING	SPST	SINGLE POLE, SINGLE THROW
F	DEGREES FAHRENHEIT	SS	STAINLESS STEEL
FA	FIRE ALARM	STD	STANDARD
FC	FOOTCANDLE	SW	SWITCH
FLA	FULL LOAD AMPS	SWBD	SWITCHBOARD
FLEX	FLEXIBLE CONDUIT	TEL	TELEPHONE
GALV	GALVANIZED	TV	TELEVISION
GFCI	GROUND FAULT CIRCUIT INTERRUPTER	TTB	TELECOMMUNICATIONS TERMINAL BOARD
GND	GROUND	TYP	TYPICAL
H-O-A	HAND - OFF - AUTO	UL	UNDERWRITERS LABORATORY
HP	HORSEPOWER	UF	UNDERFLOOR
HPF	HIGH POWER FACTOR	UG	UNDERGROUND
H & V	HEATING AND VENTILATION	V	VOLTS
HVAC	HEATING, VENTILATION & AIR CONDITIONING	VA	VOLT AMPERES
HZ	HERTZ	VAC	VOLTS ALTERNATING CURRENT
IDF	INTERMEDIATE DISTRIBUTION FRAME	VAR	REACTIVE VOLT AMPERES
J-BOX	JUNCTION BOX	VAV	VARIABLE AIR VOLUME
KV	KILOVOLTS	VD	VOLTAGE DROP
KVA	KILOVOLT AMPERES	VDC	VOLTS DIRECT CURRENT
KVAR	REACTIVE KILOVOLT AMPERES	VFD	VARIABLE FREQUENCY DRIVE
KW	KILOWATTS	VT	VAPORTIGHT
KWH	KILOWATT HOURS	W	WATTS
LT	LIGHT	WP	WEATHERPROOF
LTG	LIGHTING	W	WITH
MAX	MAXIMUM	W/O	WITHOUT
MCA	MINIMUM CIRCUIT AMPS	XFER	TRANSFER
MCB	MAIN CIRCUIT BREAKER	XFMR	TRANSFORMER
MCC	MOTOR CONTROL CENTER	XLP	CROSS-LINKED POLYETHYLENE
MCM, KCM	THOUSAND CIRCULAR MILS	XP	EXPLOSION PROOF
MDF	MAIN DISTRIBUTION FRAME	Z	IMPEDANCE
MECH	MECHANICAL		

ELECTRICAL LEGEND	
(SOME SYMBOLS MAY NOT BE USED ON DRAWINGS)	
SYMBOL	DESCRIPTION
	SCHEDULED EQUIPMENT CONNECTION (INCLUDE ALL WIRING, DISCONNECTING MEANS, CONTROL AND OTHER REQUIREMENTS SCHEDULED)
	BUBBLE NOTE TAG SYMBOL: # - IDENTIFYING NUMBER
	FEEDER CALLOUT X-Y-Z. SEE SCHEDULE.
	DEVICE SIZE / FUSE OR TRIP RATING - No. OF POLES
	SURFACE FIXTURE - ROUND
	SURFACE FIXTURE - WALL
	EMERGENCY FIXTURE - TWIN HEAD
	COMBINATION EXIT SIGN AND TWIN HEAD EMERGENCY LIGHTING UNIT
	SURFACE MOUNT FIXTURE WITH EMERGENCY LIGHTING UNIT
	WALL SURFACE MOUNT FIXTURE WITH EMERGENCY LIGHTING UNIT
	SINGLE POLE TOGGLE SWITCH
	DIGITAL SWITCH STATION
	SWITCH SUBSCRIPTS: 2 DOUBLE POLE 3 THREE WAY 4 FOUR WAY D DIMMER EP EXPLOSION PROOF K KEY OPERATED LV LOW VOLTAGE LVM LOW VOLTAGE MASTER M MANUAL MOTOR STARTER W/OVERLOADS MC MOMENTARY CONTACT P SWITCH W/PILOT LIGHT T TIMER WP WEATHERPROOF a, b, c MULTIGANG SWITCH STATION
	OCCUPANCY SENSOR - CEILING MOUNT
	OCCUPANCY SENSOR - WALL SWITCH
	DIGITAL PLUG CONTROLLER
	DIGITAL ROOM CONTROLLER
	DAYLIGHT SENSOR
NOTE: STANDARD LINE WEIGHT INDICATES EXISTING CONDITIONS. _____ HEAVY LINE WEIGHT INDICATES NEW WORK. _____	

OUTLET MOUNTING HEIGHTS	
(MEASURE TO CENTER OF BOX, UNLESS OTHERWISE INDICATED)	
COUNTER HEIGHT (*)	+3 INCHES ABOVE SPLASH
CASEWORK OUTLETS	AS DIRECTED
SWITCHES & DIMMERS	48 INCHES
RECEPTACLES	48 INCHES
THERMOSTATS	48 INCHES
OCCUPANCY SENSORS	12 FEET MAXIMUM
VOICE (TELEPHONE)	18 INCHES
DATA (COMPUTER)	18 INCHES
WALL PHONE	48 INCHES
TV (TELEVISION)	18 INCHES
TV WALL MOUNTED	CENTER OF TV BRACKET
SPEAKERS	90 INCHES
CLOCKS	90 INCHES
CLOCK /SPEAKER	90 INCHES
FIRE ALARM	MANUAL STATIONS 48 INCHES TO TOP SIGNALING DEVICES 80 INCHES TO BOTIOM REMOTE ALARM LIGHTS 80 INCHES TO BOTIOM REMOTE ANNUNCIATOR 60 INCHES TO BOTIOM GRAPHIC PLAQUES 60 INCHES TO BOTIOM
SECURITY	KEY PAD 54 INCHES TO TOP CARD READER 48 INCHES CCTV WITHIN 6 INCHES OF CAMERA MOUNT
CCTV POLE MOUNTED	20 FEET
GENERAL ELECTRICAL NOTES:	
<ol style="list-style-type: none"> SEE ARCHITECTURAL PLANS FOR LOCATION OF FIRE RATED CONSTRUCTION. BRANCH CIRCUIT NOTES: A. VERIFY BRANCH CIRCUIT WIRE COUNT BEFORE PULLING CONDUCTORS. PROVIDE REQUIRED CONDUCTORS TO EACH OUTLET AND DEVICE FOR PHASE, NEUTRAL AND EQUIPMENT GROUND BASED ON CIRCUIT DESIGNATIONS SHOWN AND AS OTHERWISE INDICATED ON PLANS OR NOTE BELOW. B. FOR SWITCHED OUTLETS, PROVIDE ADDITIONAL CONDUCTOR COUNT REQUIRED FOR SWITCH LEGS TO ACCOMMODATE SWITCH CONTROL INDICATED. MAINTAIN UNSWITCHED LEG IN LIGHTING BRANCH CIRCUITS TO EXIT, EMERGENCY, AND NIGHT LIGHTING SHOWN. C. MINIMUM BRANCH CIRCUIT CONDUCTOR SIZE FOR OUTDOOR AND EXTERIOR BUILDING LIGHTING SHALL BE #10 AWG. D. PROVIDE SEPARATE NEUTRAL CONDUCTOR FOR BRANCH CIRCUITS SERVING RECEPTACLE OUTLETS UNLESS OTHERWISE INDICATED. E. PROVIDE MANUFACTURER APPROVED PIN INSERT STYLE HANDLE TIES BETWEEN SINGLE POLE CIRCUIT BREAKERS SERVING BRANCH CIRCUITS SHARING A COMMON NEUTRAL. MINIMUM CONDUIT SIZE FOR HOMERUNS AND FOR CONDUIT INSTALLED BELOW GRADE OUTDOORS SHALL BE 3/4 INCH. REFER TO REFLECTED CEILING PLANS, INTERIOR ELEVATIONS, ROOM SECTIONS, AND DETAILS SHOWN ON ARCHITECTURAL CONTRACT DOCUMENTS PRIOR TO ROUGH-IN. REPORT CONFLICTS TO ARCHITECT/ENGINEER FOR RESOLUTION. REFER TO ARCHITECTURAL ELEVATIONS FOR LOCATION AND MOUNTING HEIGHT OF WIRING DEVICES. REPORT CONFLICTS TO ARCHITECT/ENGINEER FOR RESOLUTION. VERIFY EXACT LOCATION OF FLOOR BOXES AND OUTLETS LOCATED IN KNEE SPACES AND CASEWORK. OBTAIN ARCHITECT APPROVAL PRIOR TO ROUGH-IN. VERIFY BACK BOX REQUIREMENTS OF EQUIPMENT FURNISHED UNDER OTHER THAN DIVISION 16 SECTIONS AND EQUIPMENT FURNISHED BY OWNER. SEE MECHANICAL PLANS FOR QUANTITY AND LOCATION OF SMOKE DAMPERS. PROVIDE 120 VOLT CONNECTION TO EACH DAMPER. 	



THOMAS
architecture studios
525 COLUMBIA ST. | OLYMPIA, WA 98501
360.915.8775 | tasolympia.com

1111 Fawcett Ave Suite 100 Tacoma, WA 98402
Phone: (253) 383-3257 Fax: (253) 383-3283
general@hultzbhu.com Job Number: 20-048



LEWIS COUNTY FIRE
 MOSSYROCK FIRE
 Z-8 MOSSYROCK ROAD MOSSYROCK, WA 98564

Project No: 1927
CONSTRUCTION DOCUMENTS
MARCH 6, 2020

REVISION: DATE
1-REVISION I 6/11/2020

LEGEND,
NOTES &
A BBREVIATIONS

E-001

All material herein constitutes the original and unpublished work of the architect and may not be used, duplicated, or disclosed without the written consent of the architect. Copyright©2020 by Thomas Architecture Studio. All rights reserved.



T H O M A S
architecture studios

525 COLUMBIA ST. | OLYMPIA, WA 98501
360.915.8775 | tasolympia.com

HULTZ BHU
engineers inc

1111 Fawcett Ave Suite 100 Tacoma, WA 98402
Phone: (253) 383-3257 Fax: (253) 383-3283
general@hultzbh.com Job Number: 20-048



SIGNED
14.15.20

N

Q

U

W

U

U

LL

Y

N

U

U

Project No: 1927
CONSTRUCTION DOCUMENTS
MARCH 6, 2020

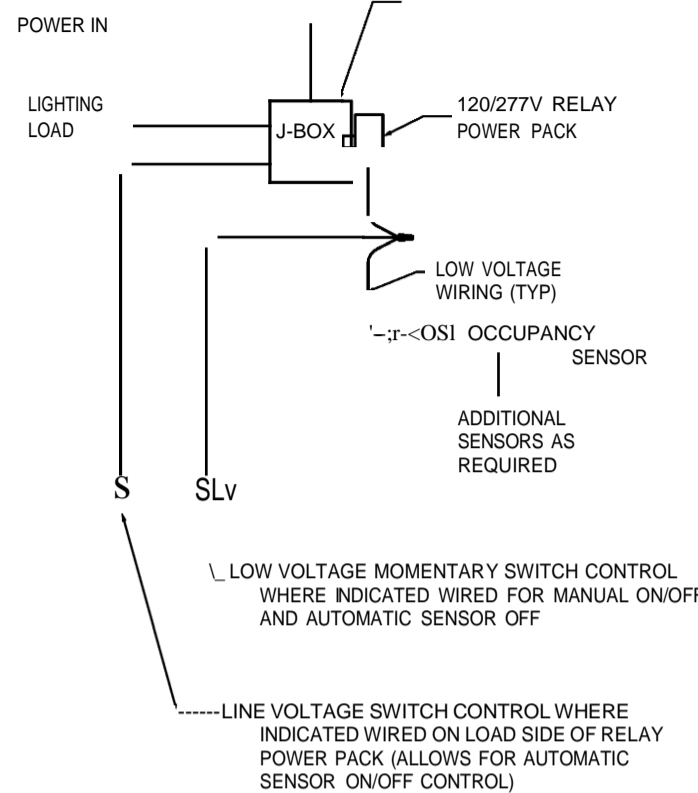
REVISION: DATE
I-REVISION I 6/11/2020

LIGHTING PLAN

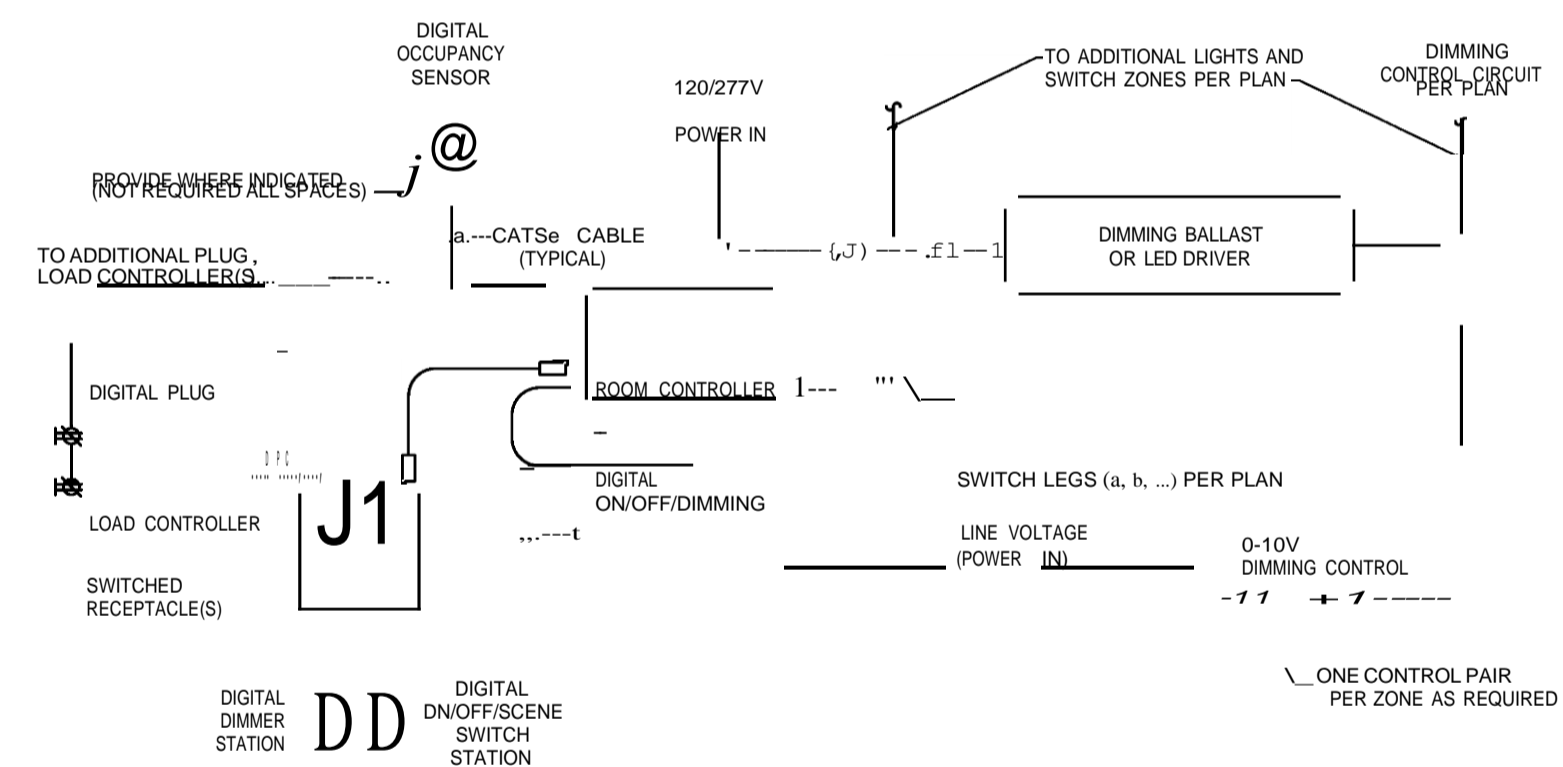
NOTES
1 PROVIDE AUTOMATIC ON CONTROL UNDER WSEC

LIGHTING CONTROL NOTES

1. PROVIDE QUANTITY OF RELAY POWER PACKS, ROOM CONTROLLERS, AUTOMATIC SENSORS, AND INTERFACE DAYLIGHT ZONES, AND MANUAL SWITCH CONTROL INDICATED ON PLANS. ROOMS AND BUILDING SPACES WHERE OCCUPANCY SENSORS ARE NOT INDICATED SHALL BE CONNECTED FOR AUTOMATIC TIME SWITCH CONTROL AS SCHEDULED.
2. WHERE OCCUPANCY SENSORS ARE INDICATED, PROVIDE ONE OR MORE SENSORS AS REQUIRED FOR FULL AREA COVERAGE. LOCATE OCCUPANCY SENSORS IN ROOM TO MINIMIZE FALSE ACTIVATION THROUGH OPEN DOORS.
3. INSTALL ROOM CONTROLLERS IN ACCESSIBLE CEILING OR ATTIC SPACES AND WITHIN 6 FEET OF FIRST LIGHTING OUTLET SERVING LIGHTS TO BE CONTROLLED UNLESS OTHERWISE INDICATED.
4. INSTALL RELAY POWER PACK ON BOX OF FIRST LIGHTING OUTLET ABOVE ACCESSIBLE CEILINGS. FOR INACCESSIBLE CEILING SPACES, INSTALL RELAY POWER PACK IN COMMON OUTLET BOX WITH CEILING SENSOR. PROVIDE EXTENDED BOX DEPTH WITH SUITABLE TRIM AND INSTALLATION TO COMPLY WITH NEC 725.136 REQUIREMENTS FOR LINE VOLTAGE/CLASS 2 CIRCUIT SEPARATION USING DIVIDER AND/OR MINIMUM CONDUCTOR SPACE SEPARATION.
5. LOCATE AND AIM DAYLIGHT SENSORS PER SYSTEM MANUFACTURER RECOMMENDATIONS.
6. PROGRAM ROOM CONTROLLERS FOR SEPARATE ON/OFF MANUAL CONTROL OF ROOM LIGHTS PER PLAN (a, b, ...) AND MASTER DIMM CONTROL UNLESS OTHERWISE DIRECTED BY OWNER.
7. PROGRAM ROOM CONTROLLERS FOR AUTOMATIC CONTROL OF ROOM LIGHTS AS FOLLOWS: OCCUPANCY SENSOR(S) AUTOMATIC OFF UNLESS OTHERWISE SCHEDULED. DAYLIGHT SENSOR(S) SEPARATE AUTOMATIC DIM OF PRIMARY AND SECONDARY DAYLIGHT ZONES. DAYLIGHT RESPONSIVE CONTROLS SHALL BE CONFIGURED TO COMPLETELY SHUT OFF ALL CONTROLLED LIGHTS IN THAT ZONE.
8. PROGRAM DIGITAL RECEPTACLE PLUG CONTROLLER(S) FOR OCCUPANCY SENSOR AUTOMATIC OFF UNLESS OTHERWISE INDICATED.
9. PROVIDE DIGITAL WALL SWITCH STATIONS WITH A PUSHBUTTON FOR EACH CONTROL CIRCUIT INDICATED (a, b, c, ...) PLUS A LABELED 'ALL OFF' PUSHBUTTON AND LABELED DIMMING CONTROL SWITCH, UNLESS OTHERWISE INDICATED.
10. LOW VOLTAGE WIRING SHALL BE INSTALLED IN 3/4" DIAMETER CONDUIT EXCEPT OPEN CABLING MAY BE INSTALLED ABOVE ACCESSIBLE CEILINGS AND IN ATTIC SPACES UNLESS OTHERWISE INDICATED ON PLANS.



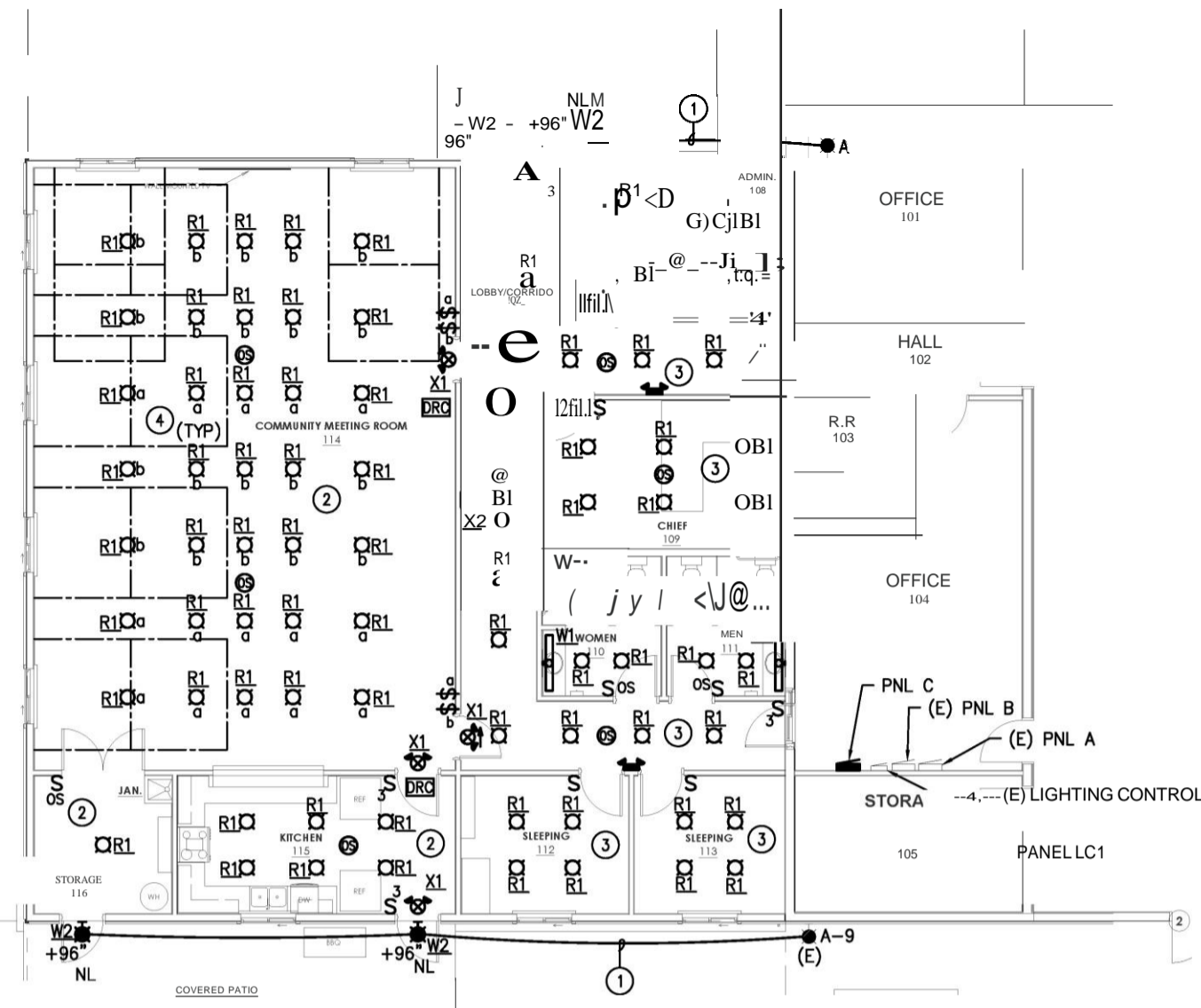
RELAY CONTROL - ROOM OCCUPANCY SENSOR



RELAY CONTROL DIAGRAM - DAYLIGHT ZONES/OCCUPANCY SENSORS

8

INTERIOR LIGHTING AND RECEPTACLE CONTROL SCHEDULE															
ROOM#	ROOM NAME	MANUAL CONTROL						OCCUPANCY CONTROL						REMARKS	
		1	2	3	4	5	6	1	2	3	4	5	6		
107	LOBBY/CORRIDOR	X						X							
108	ADMIN	X						X							
109	CHIEF	X						X							
110	WOMEN R.R.			X				X	X						
111	MEN R.R.	X						X	X						
112	SLEEPING	X													
113	SLEEPING	X													
114	MEETING RM	X						X		X					
115	KITCHEN	X						X		X					
116	STORAGE							X	X						



LIGHTING PLAN

SCALE 1/8" = 1'-0"

PLAN NOTES:

- CD EXTEND WIRE/CONDUIT TO EXISTING EXTERIOR FIXTURE.
- Ⓡ LIGHTING CIRCUIT # C-1.
- Ⓞ LIGHTING CIRCUIT # C-3. AND SECONDARY ZONES.
- Ⓢ PER WSEC C405.2.4.1 DAYLIGHT RESPONSIVE CONTROLS NOT REQUIRED WITH TWO OR LESS FIXTURES IN PRIMARY

LOW VOLTAGE RELAY SCHEDULE							
NO.: LC1 (EXISTING)		ENCLOSURE: SURFACE					
LOCATION: RM 104							
RELAY NO.	CKT NO.	LOAD DESCRIPTION	CONTROL GROUP	TIME SW CIRCUIT	OS OVERRIDE	MANUAL OVERRIDE	REMARKS
1	A-9	OUTDOOR NIGHT LIGHTS	A			a	
2	A-9	OUTDOOR SWITCHED LIGHTS	B	1		b	
3		SIGN	C	2		c	
4		SPARE					

OPTIONS:
 - REMOTE PHOTOSENSOR
 - PHOTO CONTROLLER
 - MASTER CONTROLLER
 - INTEGRAL TIME CLOCK
 - REMOTE TIME CLOCK (EMS)

CONTROL GROUPS:
 A NIGHT CIRCUIT (PC ON, PC OFF)
 B OUTDOOR SWITCHED CIRCUIT (PC ON, TIME SWITCH OFF)
 C SIGN CIRCUIT (TIME SWITCH ON, TIME SWITCH OFF)
 D INDOOR SWITCHED CIRCUIT (MANUAL ON, TIME SWITCH OFF)

NOTES:
 1. MASTER CONTROLLER TO INTERFACE WITH ENERGY MANGEMENT SYSTEM TIME SWITCH.

LUMINAIRE SCHEDULE

TYPE	DESCRIPTION	MANUFACTURER	LAMP	VOLTAGE	INPUT WATTS	BALLAST/ DRIVER	REMARKS
R1	6" ROUND FLUSH-MOUNTED DOWNLIGHT WITH THICK CEILING WHITE TRIM	PATHWAY LIGHTING CALIBER COMMERCIAL 6TCVL SERIES	LED 3500K 2000 LUMEN	UNIV	21	LOW VOLTAGE DIMMING DRIVER	
W1	4", WALL MOUNT, LENSED VANITY LIGHT, CSA LISTED DAMP LOCATION	COLUMBIA CWM SERIES	LED 3500K 4200 LUMENS	UNIV	32		
W2	WALL MOUNT, COMPACT LED FIXTURE, TYPE 3 DISTRIBUTION. UL LISTED WET LOCATION, STANDARD FINISH AS SELECTED	HUBBEL LNC2 SERIES	LED 4000K 2662 LUMENS	UNIV	28	LOW VOLTAGE DIMMING DRIVER	PROVIDE INTEGRAL EMERGENCY BATTERY PACK
W3	UNIVERSAL MOUNT, GREEN LED EMERGENCY EXIT SIGN WITH TRIM	DUAL LIGHT UGX SERIES	GREEN LED	UNIV	2		DIRECTIONAL ARROW 1'S

C405.2.1.1 EXCEPTION.

- 2 SEE LOW VOLTAGE RELAY SCHEDULE AND RISER DIAGRAM FOR TIME SWITCH OCCUPANCY CONTROL
- 3 PROVIDE 50% REDUCTION IN AISLE WAYS OF OPEN WAREHOUSE.
- 4 SECURITY AND/OR SAFETY EXCEPTION TO WSEC LIGHTING CONTROLS

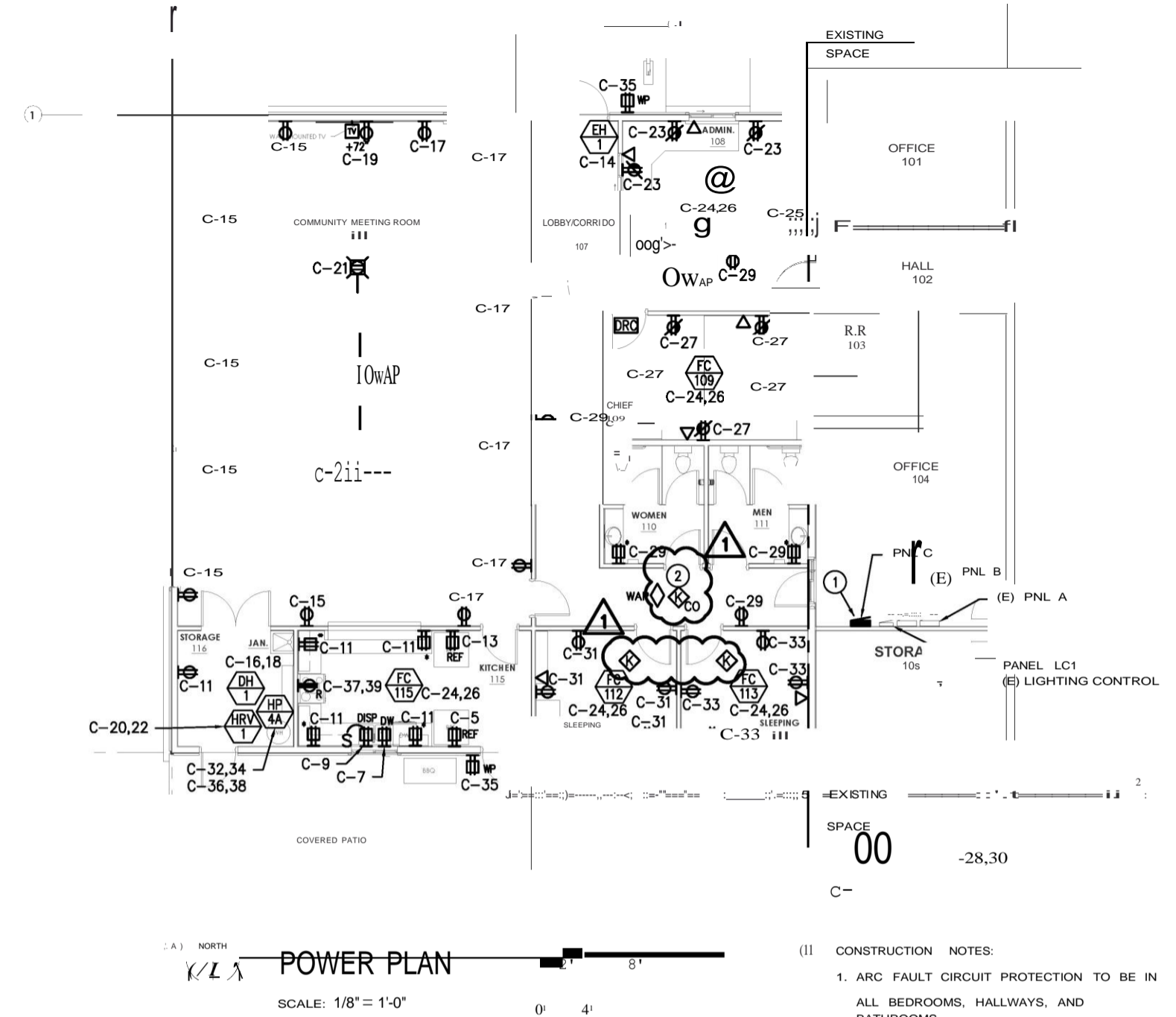
E-201

All material herein constitutes the original and unpublished work of the architect and may not be used, duplicated, or disclosed without the written consent of the architect. Copyright © 2020 by Thomas Architecture Studio. All rights reserved.

Panel C (NEW)										
120/240V, 1Ph, 3W : 400A Bus with Main Lug Only Surface Mounted Panelboard with a minimum fault current rating of 22,000 AIC										
Ckt. No.	Description / Location	Load (VA)Type	C.B. A/Pole	Note	Ph	Note	A/Pole	Load (VA)Type	Description / Location	Ckt. No.
1	LTG - MEETING, STOR, KITCHEN	882 L	20/1		A					2
3	LTG - ADMIN, CHIEF, HALL, RR SLEE.	756 L	20/1		B					4
5	REC - KITCHEN REF	650 K	20/1		A					6
7	REC - KITCHEN DW	1,500 K	20/1		B					8
9	REC - KITCHEN DISP	750 K	20/1		A					10
11	REC - KITCHEN, STOR	900 R	20/1		B					12
13	REC - KITCHEN REF	650 K	20/1		A		2011	1,000 H	EH-1	14
15	REC - MEETING RM	1,080 R	20/1		B		2012	1,250 H	DH-1	16
17	REC - MEETING RM	1,080 R	20/1		A		-	1,250 H	-	18
19	REC - MEETING RM TV	750 G	20/1		B		1512	288 M	HRV-1	20
21	REC - MEETING RM	360 R	20/1		A		-	288 M	-	22
23	REC - ADMIN	720 R	20/1		B		1512	132 M	FC-108,109,112,113,115	24
25	REC - ADMIN COPY	1,200 R	20/1		A		-	132 M	-	26
27	REC - CHIEF	900 R	20/1	1	B		3012	1,596 M	HP-3	28
29	REC - HALL RR	900 R	20/1	1	A		-	1,596 M	-	30
31	REC - SLEEPING	720 R	20/1	1	B		6012	5,004 H	HP-4A	32
33	REC - SLEEPING	720 R	20/1		A		-	5,004 H	-	34
35	REC - OUTSIDE	540 R	20/1		B		6012	5,544 H	HP-4A	36
37	REC - KITCHEN RANGE	4,000 K	40/2		A		-	5,544 H	-	38
39	-	4,000 K	-		B		3012	1,032 M	HP-4B	40
41	-	-	-		A		-	1,032 M	-	42
Connected Load Ph A		27,038 VA	225 Amps	Panel Connected Load		53.8 KVA	224.0 Amps			
Connected Load Ph B		26,712 VA	223 Amps	Total Demand Load		51.5 KVA	214.6 Amps			

Notes:
1. PROVIDE ARC-FAULT CIRCUIT BREAKER

Load Description	Connected Loads	Subted Loads (S)	Total Loads	Demand Factor	Demand Load
General (Non-Continuous)	0.75	0.00	0.75	100%	0.75 (KVA Typical)
Lighting	1.64	0.00	1.64	125%	2.05
Receptacles - to 10 KVA over 10 KVA	9.12	0.00	9.12	100%	9.12
Kitchen	11.55	0.00	11.55	70%	8.09
Heating	24.60	0.00	24.60	100%	24.60
Motors	2.90	0.00	2.90	100%	2.90
Largest Motor	3.19	0.00	3.19	125%	3.99
Water Heater	0.00	0.00	0.00	125%	0.00
Continuous General Load	0.00	0.00	0.00	125%	0.00
Total:					51.49 KVA



- (II) CONSTRUCTION NOTES:
1. ARC FAULT CIRCUIT PROTECTION TO BE IN ALL BEDROOMS, HALLWAYS, AND BATHROOMS.
- PLAN NOTES:
CD PROVIDE NEW PANEL. SEE ONE-LINE DIAGRAM FOR MORE INFORMATION.
- @ CENTER COMBINATION SMOKE/CARBON MONOXIDE DETECTOR BETWEEN DOORS.

MECHANICAL EQUIPMENT CONNECTION SCHEDULE

NAME	DESCRIPTION	LOCATION	MAXIMUM RATINGS						(CU) FEEDER	CIRCUIT#	DISCONNECT	CONTROLS			REMARKS
			HP	KVA	FLA	MCA	MOC	VOLT/PH				BY	DESCRIPTION	STARTER	
HP-3	OUTDOOR HEAT PUMP	OUTDOOR		3.06	13.3	29.0	30	230 1	#12 EACH PHASE, NEUTRAL, PLUS GROUND		•	GOA 2P FUSED WP			
HP-4A	SPLIT SYSTEM HEAT PUMP	INDOOR		9.59	41.7	52.1	60	230 1			•	GOA 2P			
HP-4B	SPLIT SYSTEM HEAT PUMP	OUTDOOR		10.63	46.2	57.8	60	230 1			•	GOA 2P			
FC-108	CEILING CASSETTE	ADMIN 108		1.99	8.6	25.0	30	230 1			•	30A 2P FUSED WP			
FC-109	CEILING CASSETTE	CHIEF 109		0.06	0.2	0.3	15	230 1			•	TOGGLE			
FC-112	CEILING CASSETTE	SLEEPING 112		0.06	0.2	0.3	15	230 1			•	TOGGLE			
FC-113	CEILING CASSETTE	SLEEPING 113		0.06	0.2	0.3	15	230 1			•	TOGGLE			
FC-115	CEILING CASSETTE	KITCHEN 115		0.07	0.3	0.4	15	230 1			•	TOGGLE			
HRV-1	DOAS HEAT RECOVERY	JAN		0.27	1.2	2.0	15	230 1			•	TOGGLE			
DH-1	DUCT HEATER	JAN		2.50	10.4	13.0	240	1			•	TOGGLE			
EH-1	WALL HEATER	HALL		1.00	8.3	10.4	120	1			•	TOGGLE			
											X	INTEGRAL			

- EQUIPMENT CONNECTION SCHEDULE NOTES:
- VERIFY VOLTAGE, PHASE, FLAMCA OF EACH CONNECTION WITH EQUIPMENT SUPPLIER PRIOR TO ROUGH-IN. NOTIFY ARCHITECT/ENGINEER WHEN SCHEDULED SUPPLY WILL NOT MEET NEC REQUIREMENTS.
 - OUTLETS, DISCONNECTS, CONTROLLERS, AND EQUIPMENT CONNECTIONS FOR ROOF TOP AND OTHER OUTDOOR EQUIPMENT SHALL BE WEATHER PROOF.
 - LOCATION OF OUTLETS, DISCONNECTS, CONTROL DEVICES, AND EQUIPMENT CONNECTIONS ARE DIAGRAMMATIC AND TO BE LOCATED IN FIELD BY THE CONTRACTOR AS APPROVED BY THE ENGINEER UNLESS OTHERWISE INDICATED ON PLANS. INSTALL SCHEDULED DISCONNECTS AND CONTROL DEVICES IN SIGHT OF EQUIPMENT ARRANGE WIRING AND EQUIPMENT TO AVOID INTERFERENCE WITH OTHER WORK AND TO MAXIMIZE ACCESSIBILITY FOR MAINTENANCE AND REPAIRS.
 - COORDINATE WITH THE OTHER INSTALLING CONTRACTORS TO ENSURE NEC REQUIRED ACCESS TO DISCONNECTS IS PROVIDED FOR EACH PIECE OF EQUIPMENT
 - PROVIDE SMOKE DUCT DETECTORS IN HEATING AND COOLING SYSTEMS PER INTERNATIONAL MECHANICAL CODE. SEE DIVISION 25 EQUIPMENT SCHEDULES FOR ADDITIONAL UNITS RATED OVER 2000 CFM AND PROVIDE DUCT DETECTOR AS REQUIRED.
 - WIRING BETWEEN EQUIPMENT DISCONNECT AND POINT OF CONNECTION SHALL COMPLY WITH NEC BASED ON EQUIPMENT NAMEPLATE RATING EXCEPT MINIMUM BRANCH CIRCUIT RATING SHALL BE 20 AMPERES.
 - SIZE OF DISCONNECT SWITCH AND MOTOR STARTER SHALL BE SIZED TO COMPLY WITH NEC REQUIREMENTS. WHERE INDICATED MOTOR CONTROL IS NOT LOCATED IN SIGHT OF MOTOR AS DEFINED BY NEC, PROVIDE ADDITIONAL DISCONNECTING MEANS TO COMPLY WITH NEC 430.102.
 - WIRING SIZES ARE BASED ON 90 DEGREE C FOR AMPACITIES 100 AMPERES AND LESS. FOR FEEDERS LESS THAN 100 FEET IN LENGTH, CONDUCTOR SIZES MAY BE SELECTED BASED ON 75 DEGREE C WHERE EQUIPMENT INSTALLED IS LABELED FOR 75 DEGREE C WIRING.
 - SCHEDULE LEGEND: e = FURNISH AND INSTALL NEW UNDER DIVISION 26
O = INSTALL UNDER DIVISION 26; FURNISHED WITH EQUIPMENT OR BY OTHERS.
X = FURNISH AND INSTALL BY OTHERS (NOT DIVISION 26)



HULTZ BHU
engineers inc
1111 Fawcett Ave Suite 100 Tacoma, WA 98402
Phone: (253) 383-3257 Fax: (253) 383-3283
general@hultzbhu.com Job Number: 20-048



SIGNED 14.15.20
Nolan A. Hantz
Professional Engineer
10000
12/31/2020

Project No: 1927
CONSTRUCTION DOCUMENTS
MARCH 6, 2020

REVISION: DATE
1 - REVISION I 6/1/2020

E-30 1

All material herein constitutes the original and unpublished work of the architect and may not be used, duplicated, or disclosed without the written consent of the architect. Copyright © 2020 by Thomas Architecture Studio. All rights reserved.



THOMAS architecture studios

525 COLUMBIA ST. | OLYMPIA, WA 98501
360.915.8775 | tasolympia.com

HULTZ BHU engineers inc

1111 Fawcett Ave Suite 100 Tacoma, WA 98402
Phone: (253) 383-3257 Fax: (253) 383-3283
general@hultzbhu.com Job Number: 20-048



SIGNED 14.15.20

NON CONSTRUCTION 2020

Project No: 1927
CONSTRUCTION DOCUMENTS
MARCH 6, 2020

REVISION: DATE
I-REVISION I 6/11/2020

SCHEDULES & ONE-LINE

E-501

All material herein constitutes the original and unpublished work of the architect and may not be used, duplicated, or disclosed without the written consent of the architect. Copyright © 2020 by Thomas Architecture Studio. All rights reserved.

ATS (REVISED)

120/240V, 1Ph, 3W; 225A Bus with 225A Main Circuit Breaker Surface Mounted Panelboard with a minimum fault current rating of 22,000 A IC

Ckt. No.	Description / Location	Load (VA)	C.B. NPole	Note	Ph.	Note	C.B. A/Pole	Load (VA)	Description / Location	Ckt. No.
1	Panel 'A' (EX)	10,699							RECP - OFFICE 101	2
3	LTG - RM 101 TO 105	897	L	2011	B		2011	1,080	R	4
5	LTG - APPARATUS 106	1,176	L	2011	A		2011	720	R	6
7	LTG - APPARATUS 106	784	L	2011	B		2011	720	R	8
9	LTG - BULDING EXTERIOR, SITE	563	L	2011	A		2011	360	R	10
11	LTG - STORAGE 100 (ALTERNATE NO 1)	540	L	2011	B		2011	360	R	12
13	SPARE			2011	A		2011	360	R	14
15	SPARE			2011	B		2011	360	R	16
17	SPARE			2011	A		2011	540	R	18
19	SPARE			2011	B		2011		SPARE	20
21	SPARE			2011	A		2011		SPARE	22
23	SPARE			2011	B		2011		SPARE	24
25	SPARE			2011	A		2011		SPARE	26
27	FAC	300	G	2011	B		2011	125	M	28
29	LIGHTING CONTROL PANEL LC1	100	G	2011	A		2011	1,800	WH	30
31	SPARE			2011	B		2011	1,500	G	32
33	BLOCK HEATER - GENERATOR	1,500	G	2011	A		30/2	2,500	G	34
35	RECPT - GENERATOR BATICARGER	180	R	2011	B		-	2,500	G	36
37	SPACE								SPACE	38
39	SPACE								SPACE	40
41	SPACE								SPACE	42

Available Fault:
Total Connected Load: Ph A 41,421 VA 345 Amps
Total Connected Load: Ph B 37,683 VA 314 Amps
Total Connected Load: 79.1 KVA 329.6 Amps
Total Demand Load: 1304 KVA 543.3 Amps

NOTES:
1. Panel 'A' (EX)
2. Panel 'B' (REVISED)
3. Panel 'A' (EX)
4. Panel 'B' (REVISED)
5.

Load Type	Load Description	Connected Loads	Subfed Loads (S)	Total Loads	Demand Factor	Demand Load
G	General (Non-Continuous)	0.00	18A8	18.48	100%	18A8 KVA
L	Lighting	0.00	5.60	5.60	125%	7.00 KVA
R	Receptacles - to 10 KVA over 10 KVA	0.00	15A0	10.00	100%	10.00 KVA
K	Kitchen	0.00	2.00	7A0	50%	3.70 KVA
H	Heating	0.00	1155	11.55	70%	8.09 KVA
M	Motors	0.00	32A0	32.40	100%	32.40 KVA
LM	Largest Motor	0.00	11A4	11.44	125%	14.30 KVA
WH	Water Heater	0.00	110	11.0	125%	2.25 KVA
C	Continuous General Load	0.00	0.00	0.00	125%	0.00 KVA
Total:						1304 KVA

Panel 'A' (EX)

120/240V, 1Ph, 3W; 225A Bus with 225A Main Circuit Breaker Surface Mounted Panelboard with a minimum fault current rating of 22,000 A IC

Ckt. No.	Description / Location	Load (VA)	C.B. NPole	Note	Ph.	Note	C.B. A/Pole	Load (VA)	Description / Location	Ckt. No.
1	SPARE			2011	A		2011	1,080	R	2
3	LTG - RM 101 TO 105	897	L	2011	B		2011	720	R	4
5	LTG - APPARATUS 106	1,176	L	2011	A		2011	720	R	6
7	LTG - APPARATUS 106	784	L	2011	B		2011	720	R	8
9	LTG - BULDING EXTERIOR, SITE	563	L	2011	A		2011	360	R	10
11	LTG - STORAGE 100 (ALTERNATE NO 1)	540	L	2011	B		2011	360	R	12
13	SPARE			2011	A		2011	360	R	14
15	SPARE			2011	B		2011	360	R	16
17	SPARE			2011	A		2011	540	R	18
19	SPARE			2011	B		2011		SPARE	20
21	SPARE			2011	A		2011		SPARE	22
23	SPARE			2011	B		2011		SPARE	24
25	SPARE			2011	A		2011		SPARE	26
27	FAC	300	G	2011	B		2011	125	M	28
29	LIGHTING CONTROL PANEL LC1	100	G	2011	A		2011	1,800	WH	30
31	SPARE			2011	B		2011	1,500	G	32
33	BLOCK HEATER - GENERATOR	1,500	G	2011	A		30/2	2,500	G	34
35	RECPT - GENERATOR BATICARGER	180	R	2011	B		-	2,500	G	36
37	SPACE								SPACE	38
39	SPACE								SPACE	40
41	SPACE								SPACE	42

Connected Load: Ph A 10,699 VA 89 Amps Panel Connected Load: 19.7 KVA 82.0 Amps
Connected Load: Ph B 8,986 VA 75 Amps Total Demand Load: 21.2 KVA 88.2 Amps

NOTES:
1.
2.
3.
4.
5.

Load Type	Load Description	Connected Loads	Subfed Loads (S)	Total Loads	Demand Factor	Demand Load
G	General (Non-Continuous)	8.40	0.00	8.40	100%	8.40 (KVA Typical)
L	Lighting	3.96	0.00	3.96	125%	4.95
R	Receptacles - to 10 KVA over 10 KVA	5.40	0.00	5.40	100%	5.40
K	Kitchen	0.00	0.00	0.00	50%	0.00
H	Heating	0.00	0.00	0.00	100%	0.00
M	Motors	0.00	0.00	0.00	100%	0.00
LM	Largest Motor	0.13	0.00	0.13	125%	0.16
WH	Water Heater	1.80	0.00	1.80	125%	2.25
C	Continuous General Load	0.00	0.00	0.00	125%	0.00
Total:						21.16 KVA

Panel 'B' (REVISED)

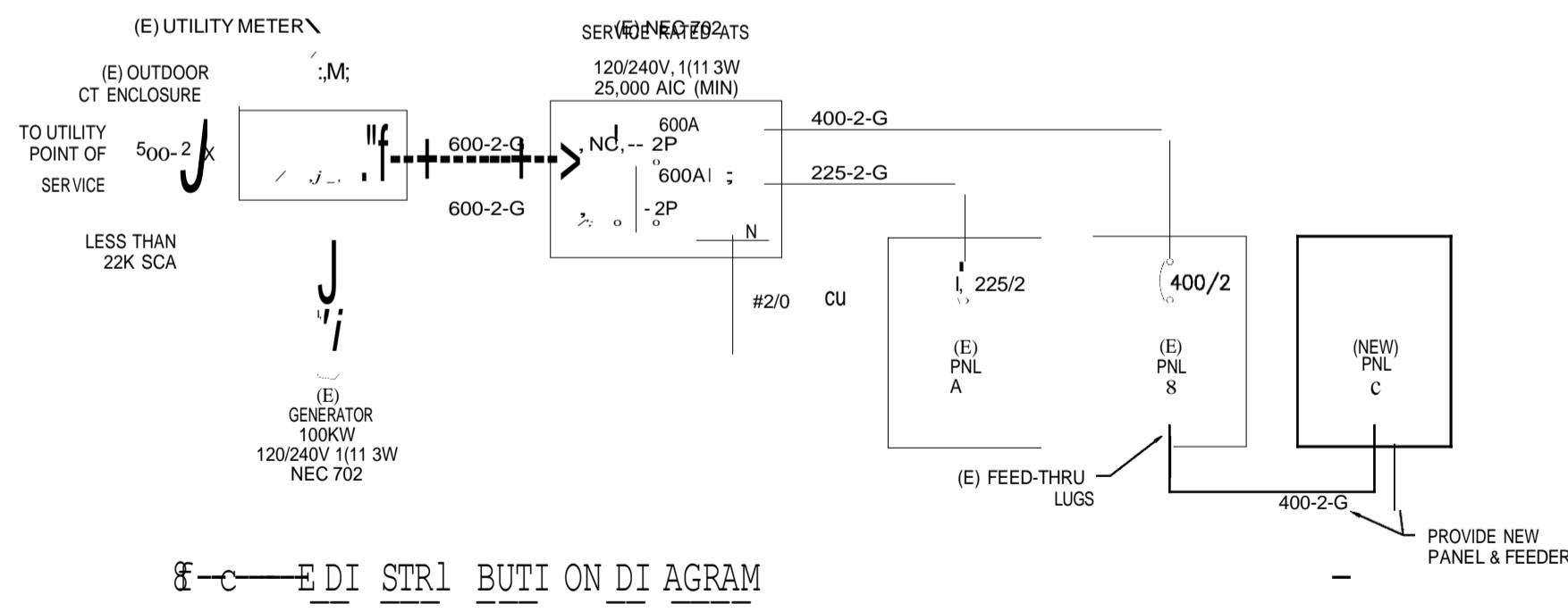
120/240V, 1Ph, 3W; 400A Bus with 400A Main Circuit Breaker Surface Mounted Panelboard with a minimum fault current rating of 22,000 A IC

Ckt. No.	Description / Location	Load (VA)	C.B. NPole	Note	Ph.	Note	C.B. A/Pole	Load (VA)	Description / Location	Ckt. No.
1	RECP - APPARATUS BAY CORD REAL	180	R	2011	A		20/1	720	R	2
3	RECP - APPARATUS BAY CORD REAL	180	R	20/1	B		2011	825	G	4
5	RECP - APPARATUS BAY CORD REAL	180	R	2011	A		2011	540	R	6
7	RECP - APPARATUS BAY CORD REAL	180	R	2011	B		60/2	4,250	G	8
9	APPARATUS BAY ROLL-UP DOOR	1,660	M	20/1	A		-	4,250	G	10
11	APPARATUS BAY ROLL-UP DOOR	1,660	M	2011	B		2011	1,660	M	12
13	APPARATUS BAY ROLL-UP DOOR	1,660	M	20/1	A		2012	1,000	H	14
15	APPARATUS BAY ROLL-UP DOOR	1,660	M	20/1	B		-	1,000	H	16
17	RH-1, 2, 3	1,800	H	20/1	A		2011	1,800	H	18
19	DH-1	1,250	H	20/2	B		2011	890	M	20
21	SPARE	1,250	H	-	A		2011			22
23	EH-1	750	H	15/1	B		20/1			24
25	SPARE	750	H	20/1	A		20/2	817	M	26
27	HP-2	900	M	20/2	B		-	817	M	28
29	-	900	M	-	A		90/2	5,720	LM	30
31	IR COMP	4,025	M	80/2	B		-	5,720	LM	32
33	-	4,025	M	-	A		20/2	950	M	34
35	WELL PUMP	1,200	M	25/2	B		-	950	M	36
37	-	1,200	M	-	A		2011	720	R	38
39	WELL BOOSTER PUMP	600	M	20/2	B		2011	180	R	40
41	-	600	M	-	A		-			42

Connected Load: Ph A 30,722 VA 256 Amps Panel Connected Load: 594 KVA 247.6 Amps
Connected Load: Ph B 28,697 VA 239 Amps Total Demand Load: 112.0 KVA 466.6 Amps

NOTES:
1.
2.
3.
4.
5.

Load Type	Load Description	Connected Loads	Subfed Loads (S)	Total Loads	Demand Factor	Demand Load
G	General (Non-Continuous)	9.33	0.75	10.08	100%	10.08 (KVA Typical)
L	Lighting	0.00	1.64	1.64	125%	2.05
R	Receptacles - to 10 KVA over 10 KVA	2.88	9.12	10.00	100%	10.00
K	Kitchen	0.00	11.55	11.55	70%	8.09
H	Heating	9.60	24.60	34.20	100%	34.20
M	Motors	26.17	6.10	32.27	100%	32.27
LM	Largest Motor	11.44	0.00	11.44	125%	14.30
WH	Water Heater	0.00	0.00	0.00	125%	0.00
C	Continuous General Load	0.00	0.00	0.00	125%	0.00
Total:						111.97 KVA



FEEDER SCHEDULE

CALLOUT X-Y-Z
Y = CONFIGURATION CODE Z = INDICATES IF GROUND
X = NOMINAL CIRCUIT AMPACITY EG. 225 = 225 AMPERES
1N = 1W + NEUT
1 = 1PH 2W
2 = 1PH 3W
3 = 3PH 3W
4 = 3PH 4W
CONDUCTOR(S) ARE INCLUDED
G = EQUIPMENT GROUND
IG = ISOLATED GROUND

CALLOUT	DESCRIPTION
600-2	(2) 2 1/2" C-3#350 KCM IN PARALLEL
225-2-G	2" C-3#4/0 + #4 GND
400-2-G	(2) 2" C-3#3/0 + #3 GND IN PARALLEL
600-2-G	(2) 2 1/2" C-3#350 KCM + #1/0 GND IN PARALLEL

E-DI STR1 BUTI ON DI AGRAM

MECHANICAL GENERAL NOTES


- | | |
|---|---|
| <ol style="list-style-type: none"> 1. MECHANICAL WORK IS NOT LIMITED TO MECHANICAL DRAWINGS AND DIVISION 20, 22, AND 23 SPECIFICATIONS. THERE IS ADDITIONAL MECHANICAL WORK TO BE INCLUDED IN THE BID INDICATED ON OTHER DRAWINGS AND IN OTHER SPECIFICATION DIVISIONS. CONTRACTOR SHALL REVIEW ALL DRAWINGS AND SPECIFICATIONS FOR ADDITIONAL MECHANICAL WORK. 2. ALL ITEMS ARE NEW UNLESS SPECIFICALLY NOTED AS EXISTING. 3. MECHANICAL EQUIPMENT 12 HP AND LESS SHALL HAVE ANY REQUIRED STARTER/CONTROL RELAY PROVIDED BY DIVISION 25 (EXCEPT WHERE SPECIFICALLY SHOWN OR SPECIFIED OTHERWISE). 4. DRAWINGS SCALES APPLY TO FULL SIZE SHEET ONLY; FULL SIZE SHEETS ARE 22"x34". USE CAUTION IN OBTAINING DIMENSIONS AND QUANTITIES FROM DRAWINGS THAT ARE NOT THIS FULL SIZE; USE DIMENSIONS CALCULATED FROM DIMENSIONS ON THE ARCHITECTURAL AND STRUCTURAL DRAWINGS OVER OTHER METHODS OF OBTAINING DIMENSIONS. 5. SEISMICALLY ANCHOR ALL UNITS & EQUIPMENT TO BUILDING. (UNO). CONTRACTOR IS RESPONSIBLE TO SELECT AND PROVIDE ALL SEISMIC ANCHORING DEVICES FOR ALL MECHANICAL EQUIPMENT, ALL PIPING AND ALL DUCTWORK. 6. ALL PIPING SHOWN IS SCHEMATIC, CONTRACTOR SHALL PROVIDE ALL OFFSETSELBOWS AS REQ'D TO ALLOW ROUTING AROUND STRUCTURE, ELECTRICAL, & OTHER INTERFERENCES. ALL PIPING SHALL BE RUN CONCEALED, UNO. 7. UNSIZED PLUMBING PIPING SHALL MATCH THE SIZE OF THE LARGEST ADJACENT CONNECTING PIPE SIZE SHOWN. 8. ALL DUCT PENETRATIONS THRU WALLS AND FLOORS SHALL BE PROVIDED WITH CLOSURE COLLARS AND BE TIGHTLY SEALED TO PREVENT THE TRANSMISSION OF NOISE. 9. CAREFULLY COORDINATE WORK W ALL OTHER TRADES, ESPECIALLY IN CEILING SPACES WHERE SPACE IS TIGHT. SHEET METAL CONTRACTOR SHALL HAVE PRIORITY OVER OTHER MECHANICAL TRADES IN CEILING SPACE WHERE CONFLICTS OCCUR. 10. ALL DUCTWORK SHOWN IS SCHEMATIC, CONTRACTOR SHALL PROVIDE ALL OFFSETSELBOWS AS REQ'D TO ALLOW ROUTING AROUND STRUCTURE, ELECTRICAL, & OTHER INTERFERENCES. | <ol style="list-style-type: none"> 11. FLEXIBLE DUCT LENGTH SHALL NOT EXCEED 8 FEET, AND MAY ONLY BE USED WHERE SPECIFICALLY SHOWN ON THE PLANS. 12. PROVIDE MANUAL VOLUME DAMPERS IN ALL BRANCH DUCTS AND SPLITS IN MAIN DUCTS AND WHERE REQUIRED BY BALANCERS; ONLY SOME OF THE REQUIRED DAMPERS ARE SHOWN ON THE PLANS. 13. UNSIZED DUCTS SHALL MATCH THE SIZE OF THE LARGEST ADJACENT DUCT THAT IS SIZED. WHERE THE ADJACENT DUCT SIZE IS NOT SHOWN, PROVIDE SIZE BASED ON 0.08"100' P.D. 14. IT SHALL BE THE CONTRACTOR'S RESPONSIBILITY TO COORDINATE & SELECT FINAL LOCATIONS OF ALL AIR INLETS/OUTLETS. SHIFT AIR INLETS/OUTLETS FROM LOCATIONS SHOWN AS REQ'D TO AVOID CONFLICTS W STRUCTURE, LIGHTS, & OTHER ITEMS. SUCH SHIFTS SHALL MAINTAIN SYMMETRY OF AIR TERMINALS & SHALL HAVE PRIOR APPROVAL OF ARCHITECT/ENGINEER. 15. ALL DUCTWORK SHALL BE RUN CONCEALED, UNO. 16. PROVIDE DUCT ACCESS DOORS AT ALL MOTORIZED DAMPERS & BACKDRAFT DAMPERS. 17. WHERE RETURN OR EXHAUST GRILLE CFM'S ARE NOT INDICATED, BALANCER SHALL CALCULATE & SUBMIT FOR ENGINEER REVIEW. UNIT RA=SA-OA. 18. PROVIDE FLEX CONNECTORS IN DUCT CONNECTIONS TO ALL EQUIPMENT. 19. VERIFY MOUNTING HEIGHTS OF ALL EXPOSED DUCTWORK & WALL GRILLES/CAPS W ARCHITECT PRIOR TO BEGINNING WORK. 20. DUCTS SHALL BE CONSTRUCTED TO 1" PRESSURE CLASS (PLUS OR MINUS AS APPROPRIATE) & SEAL CLASS C (UNO). 21. INSULATED REFRIGERANT PIPING OUTDOORS SHALL BE COVERED WITH METAL JACKET. 22. PROVIDE PIPING TRANSITIONS AS NECESSARY TO CONNECT TO EQUIPMENT & FIXTURES. |
|---|---|

ENERGY CODE NOTES

- | | |
|--|--|
| <p style="text-align: center;">EQUIPMENT SIZING AND PERFORMANCE</p> <ol style="list-style-type: none"> 1. LOAD CALCULATIONS HAVE BEEN PERFORMED IN ACCORDANCE WITH ASHRAE STANDARD 183 & WSEC. 2. EQUIPMENT SIZES HAVE BEEN SELECTED PER WSEC. 3. VENTILATION AND THE ABILITY TO REDUCE OUTSIDE AIR TO IMC MINIMUMS SHALL BE PROVIDED PER WSEC. VENTILATION IS NOT MORE THAN 150 OF IMC MINIMUM. 4. MOTORS SHALL BE ENERGY EFFICIENT TYPE PER WSEC. <p style="text-align: center;">HVAC SYSTEM CONTROLS & EFFICIENCY</p> <ol style="list-style-type: none"> 5. TEMPERATURE CONTROL SYSTEM FOR SYSTEMS WITH HEATING & COOLING SHALL HAVE A MINIMUM DEAD BAND OF 5 DEGREES AS REQUIRED BY WSEC. 6. HVAC SYSTEMS SHALL BE EQUIPPED WITH AUTOMATIC CONTROLS CAPABLE OF PROVIDING NIGHT SETBACK, SEVEN DIFFERENT DAILY SCHEDULES, AND OPTIMUM START PER THE REQUIREMENTS OF WSEC. 7. OUTSIDE AIR INTAKES, EXHAUST OUTLETS, AND RELIEF OUTLETS SHALL BE PROVIDED WITH MOTORIZED DAMPERS THAT ARE CLASS 1 LEAKAGE RATED DAMPERS (MAX LEAKAGE OF 4 CFMSF AT 1" WC) PER WSEC. DAMPER SHALL AUTOMATICALLY CLOSE WHEN SYSTEM OR SPACES SERVED ARE NOT IN USE OR DURING WARM-UP, COOL-DOWN, AND SETBACK. 8. THE MORE EFFICIENT HVAC OPTION (WSEC C406.1) IS BASED ON USING RADIANT HEAT IN LIEU OF FORCED AIR FURNACE IN THE APPARATUS BAY. FURNACE, COOLING & RADIANT HEAT EFFICIENCIES EXCEEDS CODE BY 15. | <p style="text-align: center;">DUCTING SYSTEMS</p> <ol style="list-style-type: none"> 9. ALL DUCTWORK SHALL BE CONSTRUCTED AND SEALED IN ACCORDANCE WITH IMC, WSEC AND IBC REQUIREMENTS. ALL DUCTWORK IS LOW PRESSURE. 10. DUCTWORK SHALL BE INSULATED TO THE APPROPRIATE R-VALUE AS REQUIRED BY WSEC. SUPPLY AIR DUCT SHALL HAVE MINIMUM R-3, OA DUCTS SHALL HAVE MINIMUM R-7. 11. OA DUCTWORK SHALL BE SEALED AND HAVE VAPOR RETARDER AND MEET LEAKAGE REQUIREMENTS OF IBC & WSEC. <p style="text-align: center;">PIPING SYSTEMS</p> <ol style="list-style-type: none"> 12. PIPING SHALL BE INSULATED AS REQUIRED BY WSEC. 13. PIPING INSULATION EXPOSED TO WEATHER SHALL BE PROTECTED FROM DAMAGE, INCLUDING THAT DUE TO SUNLIGHT, MOISTURE, EQUIPMENT MAINTENANCE AND WIND, AND SHALL BE SHIELDED FROM SOLAR RADIATION PER WSEC. <p style="text-align: center;">GENERAL</p> <ol style="list-style-type: none"> 14. AIR SYSTEMS SHALL BE BALANCED. 15. PROVIDE COMMISSIONING PLAN & REPORT REQUIREMENTS FOR PRELIMINARY AND FINAL COMMISSIONING OF HVAC SYSTEMS. PROVIDE SEQUENCE OF OPERATIONS AND TEST PROCEDURES. 16. THESE "ENERGY CODE NOTES" ARE LISTED TO SATISFY THE BUILDING DEPARTMENT'S REQUIREMENT THAT CERTAIN INFORMATION BE PLACED ON THE PLANS, BUT DO NOT DIMINISH THE FULL PROJECT REQUIREMENTS. PROVIDE ITEMS IN EXCESS OF CODE WHERE NOTED ON DRAWINGS AND IN SPECIFICATIONS. FOR OTHER ADDED REQUIREMENTS, SEE SPECIFICATIONS. |
|--|--|

MECHANICAL LEGEND

SYMBOL	DESCRIPTION	SYMBOL	DESCRIPTION
	WASTE OR SOIL (W)	A	COMPRESSED AIR
	VENT (V)	AFF	ABOVE FINISHED FLOOR
	COLD WATER (CW)	APPROX	APPROXIMATELY
	HOT WATER (HW)	ARCH	ARCHITECTURAL
	HOT WATER CIRCULATING (HWC)	AUTO	AUTOMATIC
	COMPRESSED AIR	BDD BTU	BACK DRAFT DAMPER
	CONDENSATE DRAIN	BTUH	BRITISH THERMAL UNIT
	REFRIGERANT GAS (RG)	BLDG	BRITISH THERMAL UNITHOUR
	REFRIGERANT LIQUID (RL)	C	BUILDING
	GAS (PROPANE)	CAP	CONDENSATE
	ISOLATION VALVE	CFH	CUBIC FEET PER HOUR
	BALANCING CIRCUIT SETTING VALVE	CLG	CEILING
	UNION	CO	CLEANOUT
	CONCENTRIC REDUCER	COP	COEFFICIENT OF PERFORMANCE
	HOSE BIBB	COMP	COMPRESSOR
	FLOOR CLEAN OUT (FCO) OR SURFACE CLEANOUT (SCO)	CONN	CONNECTION
	FLOOR DRAIN	CONT	CONTINUE, CONTINUATION
	DUCT (FIRST FIGURE, SIDE SHOWN)	CFM	CUBIC FEET PER MINUTE
	LINED DUCT (DIM. FOR NET FREE AREA) EOL= END OF LINING	CW	COLD WATER
	RISE (R) OR DROP (D) ARROW IN DIRECTION OF FLOW	CWV	COMBINATION WASTE VENT
	DUCT SECTION (SUPPLY)	DEG F, °	DEGREE FAHRENHEIT
	DUCT SECTION (EXHAUST OR RETURN)	DIA, Ø	DIAMETER
	ROUND DUCT, DIAMETER	DIM	DIMENSIONS
	VOLUME DAMPER (MANUAL)	DN	DOWN
	MOTORIZED DAMPER	DW	DISHWASHER
	COMBINATION FIRESMOKE DAMPER	DWG	DRAWING
	FLEXIBLE CONNECTOR	DB	DRY BULB
	BACK DRAFT DAMPER	EA	EACH
	FLEXIBLE DUCT	ECM	ELECTRONICALLY COMMUTATED MOTOR
	ELBOW WITH TURNING VANES	EFF	EFFICIENCY
	CEILING OUTLET	ELEC	ELECTRICAL, ELECTRIC
	CEILING INLET	EER	ENERGY EFFICIENCY RATIO
	WALL OUTLET (OR INLET)	EAT	ENTERING AIR TEMPERATURE
	THERMOSTAT	EWB	ENTERING WET BULB
		EDB	ENTERING DRY BULB
		EOL	END OF LINING
		EXH	EXHAUST
		ESP	EXTERNAL STATIC PRESSURE
		FC	FAN COIL
		FPM	FEET PER MINUTE
		FLEX	FLEXIBLE
		FCO	FLOOR CLEAN OUT
		FLA	FULL LOAD AMPS
		G	GAS (PROPANE)
		GAL	GALLON
		GALV.	GALVANIZED
		HP	HORSE POWER
		HW	HOT WATER
		IN	INCH
		I.E.	INVERT ELEVATION
		KW	KILOWATT
		LAT	LEAVING AIR TEMPERATURE
		LDB	LEAVING DRY BULB
		LWT	LEAVING WATER TEMPERATURE
		MA	MIXED AIR
		MFR	MANUFACTURER
		MAX	MAXIMUM
		MBH	THOUSAND BTUH
		MECH	MECHANICAL
		MIN	MINIMUM
		MCA	MINIMUM CIRCUIT AMPS
		NO.	NUMBER
		NTS	NOT TO SCALE
		OBD	OPPOSED BLADE DAMPER
		OA	OUTSIDE AIR
		OFCI	OWNER FURNISHED CONTRACTOR INSTALLED
		PH	PHASE
		PD	PRESSURE DROP
		RA	RETURN AIR
		REQ'D	REQUIRED
		RG	REFRIGERANT GAS
		RL	REFRIGERANT LIQUID
		RLA	RATED LOAD AMPS
		RPM	REVOLUTIONS PER MINUTE
		RM	ROOM
		SA	SUPPLY AIR
		SCO	SURFACE CLEANOUT
		SCR	SILICON CONTROLLED RECTIFIER
		SO	SCREENED OPENING
		SS	STAINLESS STEEL
		TD	TRANSFER DUCT
		TG	TRANSFER GRILLE
		TYP	TYPICAL
		UG	UNDERGROUND
		UNO	UNLESS NOTED OTHERWISE
		VTR	VENT THROUGH ROOF
		V	VOLTS, VOLTAGE, VENT
		WCO	WALL CLEAN OUT
		W	WASTE
		WA	WATT
		WB	WET BULB
		WC	WATER COLUMN
		WL	WALL LOUVER
		W	WITH
		WSEC	WASHINGTON STATE ENERGY CODE
NOTE: SEE EQUIPMENT SCHEDULES FOR ABBREVIATIONSSYMBOLS USED WITH EQUIPMENT.			



525 COLUMBIA ST. | OLYMPIA, WA 98501
 360.915.8775 | tasolympia.com

HULTZ + BHU
 engineers inc

1111 Fawcett Ave Suite 100 Tacoma, WA 98402
 Phone: (253) 383-3257 Fax: (253) 383-3283
general@hultzbhu.com Job Number: 20-048



SIGNED
04152020

LEWIS COUNTY FIRE DISTRICT 3
 MOSSYROCK FIRE STATION
 238 MOSSYROCK ROAD E | MOSSYROCK, WA 98564

Project No: 1927
PERMIT SET
 APRIL 15, 2020

MECHANICAL LEGEND & NOTES

M1-1

All material herein constitutes the original and unpublished work of the architect and may not be used, duplicated, or disclosed without the written consent of the architect. Copyright © 2020 by Thomas Architecture Studio. All rights reserved.

HEAT PUMP SCHEDULE - SPLIT SYSTEM TYPE

SYMBOL	BASIS OF DESIGN MANUFACTURER AND SERIES NO.	AREA SERVED	COOLING CAP. *			HEATING CAP. **		A - INDOOR UNIT ***						B - OUTDOOR UNIT ***						FILTERS		MIN. OA CFM	MAX. OUTDOOR UNIT WEIGHT	MAX. INDOOR UNIT WEIGHT	PIPE SIZE		REMARKS			
			TOTAL MBH	SENSIBLE MBH	EFF	MBH	EFF	FAN			HEATER			TOTAL ELECTRIC			COMPRESSOR		ELECTRICAL						TYPE	MIN. SF		RG	RL	
			CFM	ESP	HPWATTS	KW	STAGES	MCA	MOP	VOLTS PH	QTY	RLA (EA)	QTY	HPWATTS	MCA	MOP	VOLTS PH	QTY	RLA (EA)	QTY	HPWATTS									MCA
HP-4	DAIKIN PVA-A42 PUZ-A42	COMMUNITY MEETING ROOM 114	42	34	18 SEER	46	3.45	1480	.8	430 W	10	2	52.1 57.7	60 60	2081	1	8	2	74 W + 74 W	25	30	2301	MERV 8	4 SF	100	250	200	58"	38"	① ② ③ W 0-100 OA ECONOMIZER, W HEATER KIT EH10-MPA-L(B)

* COOLING CAPACITY IS AHRI RATING: AT 85° F DB; 66° F WB INDOOR COIL EAT AND 95° F OUTDOOR COIL EAT.
 ** HEATING CAPACITY IS AHRI HI-TEMP RATING: AT 70° F DB INDOOR EAT AND 47° F DB; 43° F WB OUTDOOR COIL EAT.
 *** ON PLANS "A" DESIGNATES INDOOR UNIT, "B" DESIGNATES OUTDOOR UNIT. (E.G. HP-1B IS HP-1 OUTDOOR UNIT).

NOTES: ① FILTERS INSTALLED IN CONTRACTOR FABRICATED FILTER SECTION; SEE PLAN. ③ W CO2 DCV
 ② SMALLER ELECTRICAL CIRCUIT SERVES ELECTRIC HEATER; LARGER ELECTRICAL CIRCUIT SERVES ELECTRIC HEATER + FAN MOTOR.

AIR INLET & OUTLET SCHEDULE

SYMBOL	TYPE	MANUFACTURER AND SERIES NUMBER	REMARKS
CD	CEILING DIFFUSER	KRUEGER SERIES SH	LOUVER FACE, SQUARE NECK W STRAIGHTENING GRID
VG	VENTILATION GRILLE	LIFEBREATH TECHGRILLE	PROVIDE W MOUNTING ACCESSORIES
CER	CEILING EXHAUST REGISTER	KRUEGER SERIES EGC-5	12"x12"x12" CUBE CORE W OBD
TG	TRANSFER GRILLE	KRUEGER SERIES EGC-5	12"x12"x12" CUBE CORE
WL	WALL LOUVER	RUSKIN ELF375DX	4" DEEP, EXTRUDED ALUMINUM
WRG	WALL RETURN GRILLE	KRUEGER SERIES S580H	HORIZ. FACE BARS 34" O.C., 35° DEFLECTION

NOTES:
 1. CEILING DIFFUSERS (CD) SHALL HAVE NO. & DIRECTION OF THROWS AS INDICATED ON PLANS. (E.G. CD-3 = 3 WAY THROW)
 2. ALL AIR INLETS/OUTLETS SHALL HAVE FACTORY FINISH, COLOR AS SELECTED BY ARCHITECT.
 3. SEE LEGEND FOR TERMINOLOGY USED IN AIR INLETS/OUTLETS CALL-OUTS ON DRAWINGS.
 4. SEE ARCHITECTURAL FINISH SCHEDULE FOR CEILING TYPES, PROVIDE AIR TERMINALS TO MATCH CEILING CONSTRUCTION INSTALLED IN.

MULTI-ZONE INDOOR HEAT PUMP SCHEDULE

SYMBOL	BASIS OF DESIGN MANUFACTURER AND SERIES NO.	TYPE	AREA SERVED	SERVED BY	CAPACITY (MBH)		CFM	ESP	FILTERS	UNIT ELECTRICAL			REFRIGERANT PIPE SIZE	OA (CFM)	MAX WEIGHT	REMARKS
					COOLING	HEATING				MCA	MOP	VOLTPH				
FC-108	DAIKIN PLFY-P05	CEILING CASSETTE	ADMIN - 108	HP-3	5	5.5	280	-	MFR STD	0.24	15	2301	14" - G 12" - L	-	50	W ME CONTROLLER
FC-109	DAIKIN PLFY-P05	CEILING CASSETTE	CHIEF - 109	HP-3	5	5.5	280	-	MFR STD	0.24	15	2301	14" - G 12" - L	-	50	W ME CONTROLLER
FC-112	DAIKIN PLFY-P05	CEILING CASSETTE	SLEEPING - 112	HP-3	5	5.5	280	-	MFR STD	0.24	15	2301	14" - G 12" - L	-	50	W ME CONTROLLER
FC-113	DAIKIN PLFY-P05	CEILING CASSETTE	SLEEPING - 113	HP-3	5	5.5	280	-	MFR STD	0.24	15	2301	14" - G 12" - L	-	50	W ME CONTROLLER
FC-115	DAIKIN PLFY-P12	CEILING CASSETTE	KITCHEN - 115	HP-3	12	13.5	335	-	MFR STD	0.29	15	2301	14" - G 12" - L	-	50	W ME CONTROLLER

MULTI-ZONE OUTDOOR HEAT PUMP SCHEDULE

SYMBOL	BASIS OF DESIGN MANUFACTURER AND SERIES NO.	AREA SERVED	COOLING CAP. *		HEATING CAP. **		OUTDOOR FAN	COMPRESSOR	MAX. WEIGHT LBS	UNIT ELECTRICAL			REMARKS
			TOTAL MBH	EFF (EER SEER)	MBH	EFF (COP)				QTY	QTY	MCA	
HP-3	DAIKIN R2 SERIES PUMY-P36	TI SPACE - OFFICES, BEEDROOMS & KITCHEN	36	15.0 22.3	42	4.0	1	1	300	29	40	2301	

* COOLING CAPACITY IS AHRI RATING: AT 80° F DB; 67° F WB INDOOR COIL EAT AND 95° F OUTDOOR COIL EAT. ** HEATING CAPACITY IS AHRI HI-TEMP RATING: AT 70° F DB INDOOR COIL EAT AND 47° F DB; 43° F WB OUTDOOR COIL EAT.

PLUMBING FIXTURE SCHEDULE

SYMBOL	DESCRIPTION	W	V	CW	HW	REMARKS
P-1A	WATER CLOSET	4"	2"	12"	-	FLOOR MOUNT, TANK TYPE, ADA ACCESSIBLE
P-1B	WATER CLOSET	4"	2"	12"	-	FLOOR MOUNT, TANK TYPE
P-3A	LAVATORY	1-12"	1-12"	12"	12"	COUNTERTOP ADA ACCESSIBLE
P-5A	KITCHEN SINK	2"	2"	12"	12"	DOUBLE COMPARTMENT
P-6A	SERVICE SINK	2"	2"	12"	12"	FLOOR MOUNT
P-11A	FLOOR DRAIN	2"	2"	-	-	W TRAP PRIMER

* UNLESS NOTED OTHERWISE ON DRAWINGS

DOAS HEAT RECOVERY UNIT

SYMBOL	BASIS OF DESIGN MANUFACTURER AND SERIES NO.	AREA SERVED	SUPPLY FAN				EXHAUST FAN				UNIT ELECTRICAL				FILTERS		MAX UNIT WEIGHT (LBS)	REMARKS
			TYPE	CFM	ESP	RPM	TYPE	CFM	ESP	RPM	WATTS	MCA	MOP	VOLTS PH	TYPE	MIN. SF		
HRV-1	LOSSNAY LGH-F300RVX	TI SPACE	DIRECT DRIVE	300	0.5"	--	DIRECT DRIVE	270	0.5"	--	155	2	15	2301	MFR STD	--	100	

NOTES: 1. UNITS SHALL HAVE MINIMUM 50% ENTHALPY HEAT RECOVERY PER WSEC AT EXHAUST AIR OF 70°F, 30% RH & EAT OF 20°F, 90% RH.
 2. PROVIDE UNITS OA & EA WITH MOTORIZED DAMPERS COMPLYING W WSEC.

ELECTRIC HEATER SCHEDULE

SYMBOL	BASIS OF DESIGN MANUFACTURER AND SERIES NO.	TYPE	AREA UNIT SERVED	ELECTRICAL		NOMINAL SIZE	STAGES	CFM	REMARKS
				KW	VOLTS PH				
DH-1	INDEECO QUA	DUCT HEATER	HRV-1	2.5	2401	10"x10"	SCR	300	①
EH-1	QMARK CWH1101DSAF	WALL HEATER	HALLWAY	1	1201	-	1	-	RECESSED ②

① HEATER SHALL BE INTERLOCKED WITH THE FAN SERVED BY, SUCH THAT HEATER MAY ONLY OPERATE WHEN FAN IS PROVEN ON. HEATER PRESSURE SWITCH SHALL NOT BE UTILIZED.
 ② PROVIDE W INTEGRAL THERMOSTAT.

OA VENTILATION CALCULATION PER IMC 2015

HVAC Unit	Zone #	Name	Occup Category	Az (sf)	People OA			Area OA		OA Vbz	Ez	Voz (cfm)	V Selected (cfm)	
					Rp	P/1000 sf	Pz	Rp*Pz	Ra					Ra*Az
HRV-1	1	Kitchen 115	Kitchen	215	0	0	0	0.3	64.5	64.5	1	64.5	70	
	2	Lobby/Comidor 107	Comidor	470	0	0	0	0.06	28.2	28.2	1	28.2	130	
	3	Admin 108	Office	185	5	5	1	5.0	11.1	16.1	1	16.1	25	
	4	Chief 109	Office	200	5	5	1	5.0	12.0	17.0	1	17.0	25	
	5	Sleeping 112	Office	119	5	5	1	5.0	7.1	12.1	1	12.1	25	
	6	Sleeping 113	Office	119	5	5	1	5.0	7.1	12.1	1	12.1	25	
System Actual Population Ps = 4														
No Zones: 6				1308	4.0	20.0	130.1	150.1	150.1	300				
FC-114	1	Meeting Room 100	Meeting Room	1408	5	30	43	215.0	0.06	84.5	299.5	0.8	374.4	375
System Actual Population Ps = 43														
No Zones: 1				1408	43.0	215.0	84.5	299.5	374.4	375				



525 COLUMBIA ST. | OLYMPIA, WA 98501
 360.915.8775 | tasolympia.com



1111 Fawcett Ave Suite 100 | Tacoma, WA 98402
 Phone: (253) 383-3257 | Fax: (253) 383-3283
 general@hultzbhu.com | Job Number: 20-048



LEWIS COUNTY FIRE DISTRICT 3
 MOSSYROCK FIRE STATION
 238 MOSSYROCK ROAD E | MOSSYROCK, WA 98564

Project No: 1927
 PERMIT SET
 APRIL 15, 2020

MECHANICAL SCHEDULES

M1-2

All material herein constitutes the original and unpublished work of the architect and may not be used, duplicated, or disclosed without the written consent of the architect. Copyright © 2020 by Thomas Architecture Studio. All rights reserved.



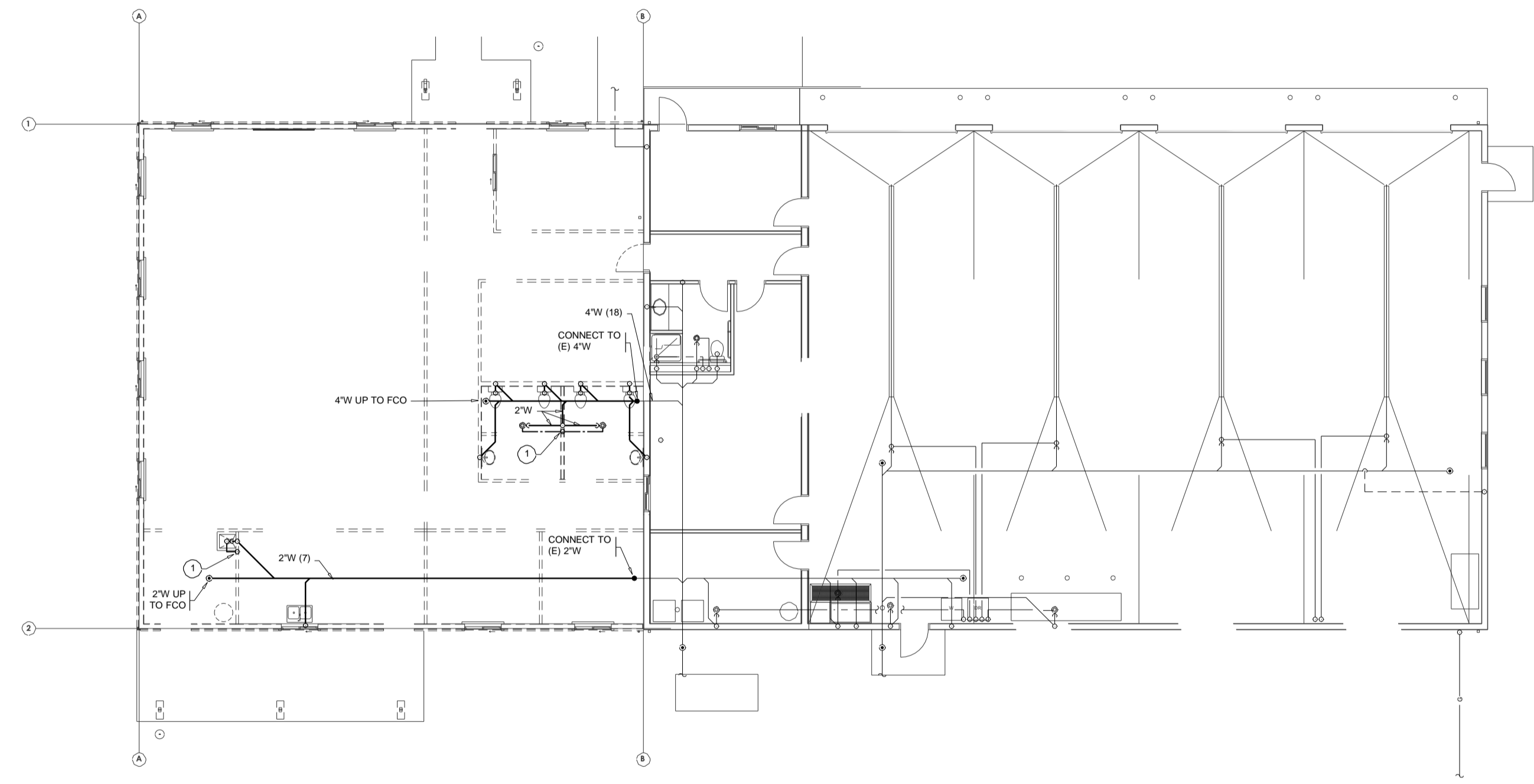
SIGNED
 04152020

GENERAL NOTES

- SEE MECHANICAL GENERAL NOTES SHEET M1-1.
- FOR PIPE SIZES TO INDIVIDUAL PLUMBING FIXTURES SEE "PLUMBING FIXTURE SCHEDULE", SHEET M1-2.
- SEE STRUCTURAL DRAWINGS FOR LOCATIONS OF FOUNDATION COMPONENTS. ITEMS SHOWN ON THIS DRAWING ARE APPROXIMATE ONLY. OFFSET ITEMS AS NEEDED TO CLEAR FOOTINGS & OTHER UG ITEMS.
- PRIOR TO BEGINNING OF WORK, CONTRACTOR SHALL VERIFY DEPTH OF (E) WASTE AT PROPOSED CONNECTION LOCATIONS AND CONFIRM PIPING SLOPES IN ORDER TO PROVIDE PROPER WORKING SEWER SYSTEM.
- REVIEW ALL DRAWINGS & SUBMITTALS AND VERIFY PLUMBING FIXTURE LOCATIONS PRIOR TO BEGINNING WORK.

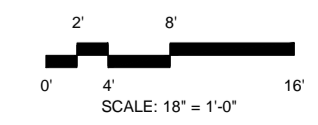
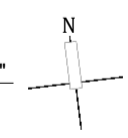
KEYED NOTES

- ① 12" TRAP PRIMER LINE.



1 FOUNDATION PLAN

18" = 1'-0"



LEWIS COUNTY FIRE DISTRICT 3
MOSSYROCK FIRE STATION
 238 MOSSYROCK ROAD E | MOSSYROCK, WA 98564

Project No: 1927
PERMIT SET
 APRIL 15, 2020

FOUNDATION PLAN

M2-1

All material herein constitutes the original and unpublished work of the architect and may not be used, duplicated, or disclosed without the written consent of the architect. Copyright © 2020 by Thomas Architecture Studio. All rights reserved.



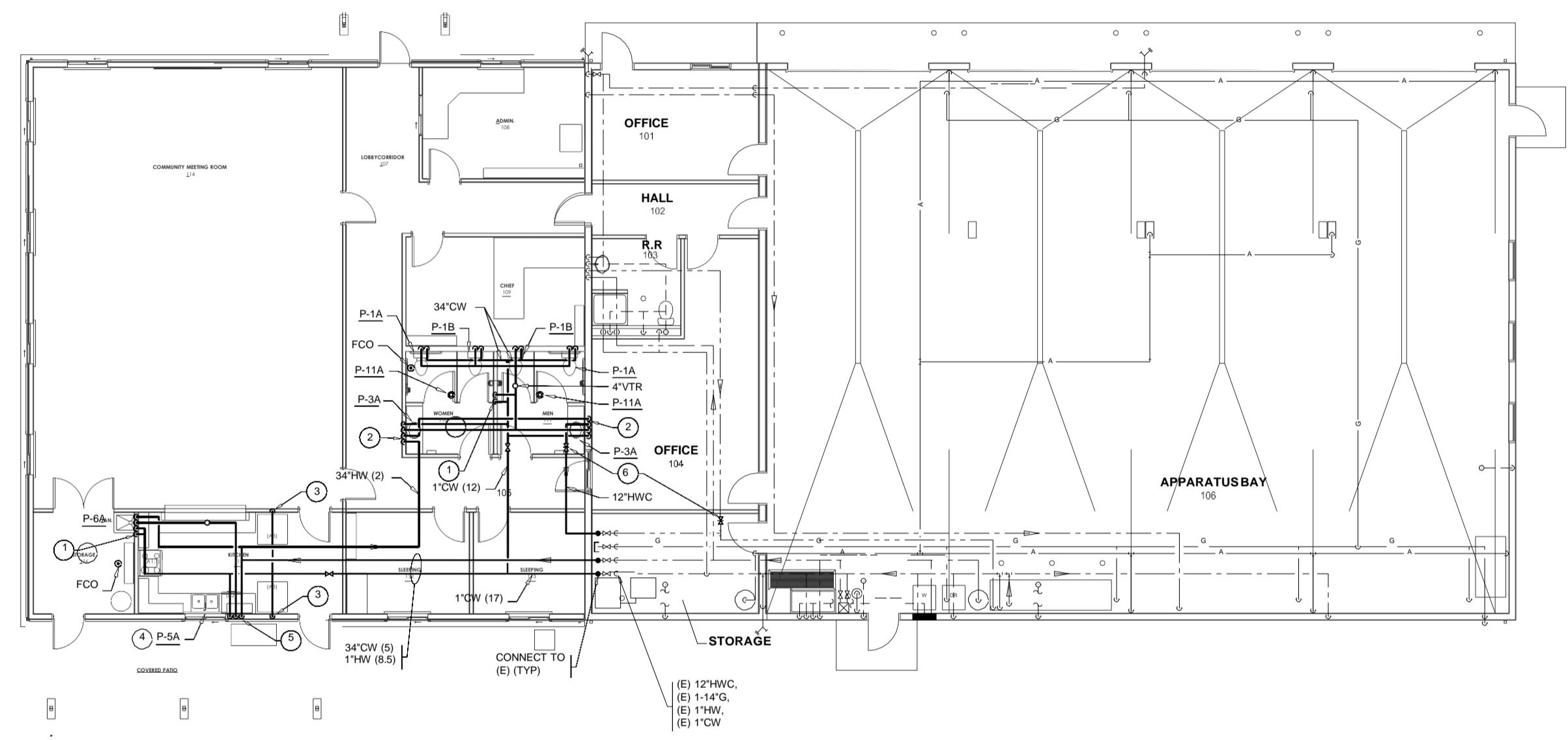
SIGNED
 04152020

GENERAL NOTES

1. SEE MECHANICAL GENERAL NOTES SHEET M1-1.
2. FOR PIPE SIZES TO INDIVIDUAL PLUMBING FIXTURES SEE "PLUMBING FIXTURE SCHEDULE", SHEET M1-2.
3. LOCATE ALL ISOLATION & BALANCING VALVES TO BE EASILY ACCESSIBLE.
4. ROUTE PIPING SO AS NOT TO OBSTRUCT EQUIPMENT MAINTENANCE ACCESS.
5. COORDINATE ALL FLOOR DRAIN LOCATIONS WITH GC AND OTHER TRADES PRIOR TO ROUGH-IN TO CONFIRM DRAINS WILL SERVE INTENDED ITEMS AND SUIT FLOOR SLOPE. SUBMIT A MARKED UP FLOOR PLAN SHOWING DIMENSIONED LOCATIONS OF ALL FLOOR DRAINS FOR REVIEW/COORDINATION PRIOR TO INSTALLATION.
6. ALL VENTS ARE 2" (UNO).

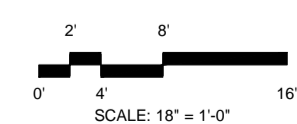
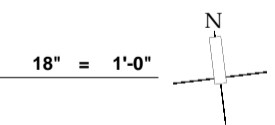
KEYED NOTES

- 1 12" CW DN TO TRAP PRIMER VALVE.
- 2 LOOP CIRCULATED HW DOWN IN WALL TO WITHIN 6' OF STOP VALVE TO FIXTURE.
- 3 12" CW TO REFRIGERATOR WALL BOX, PROVIDE 14" CW TO REFRIGERATOR.
- 4 PROVIDE 12" HOW CONNECTION & WASTE CONNECTION W AIR GAP FITTING FROM SINK TO ADJACENT DISHWASHER.
- 5 ROUTE PLUMBING DOWN IN WALL & HORIZONTALLY BELOW WINDOW TO FIXTURE.
- 6 PROVIDE CIRCUIT SETTER IN NEW & EXISTING HWC LINES & BALANCE TO 3 GPM. RE-BALANCE (E) DOMESTIC CIRCULATOR PUMP TO PROVIDE 6 GPM OF FLOW UPON ACTIVATION.



(E) 12" HWC,
 (E) 1-1/4" G,
 (E) 1" HW,
 (E) 1" CW

1 FLOOR PLAN - PLUMBING




LEWIS COUNTY FIRE DISTRICT 3
MOSSYROCK FIRE STATION
 238 MOSSYROCK ROAD E | MOSSYROCK, WA 98564

Project No: 1927
PERMIT SET
 APRIL 15, 2020

FLOOR PLAN - PLUMBING

M3-1

All material herein constitutes the original and unpublished work of the architect and may not be used, duplicated, or disclosed without the written consent of the architect. Copyright © 2020 by Thomas Architecture Studio. All rights reserved.



525 COLUMBIA ST. | OLYMPIA, WA 98501
360.915.8775 | tasolympia.com

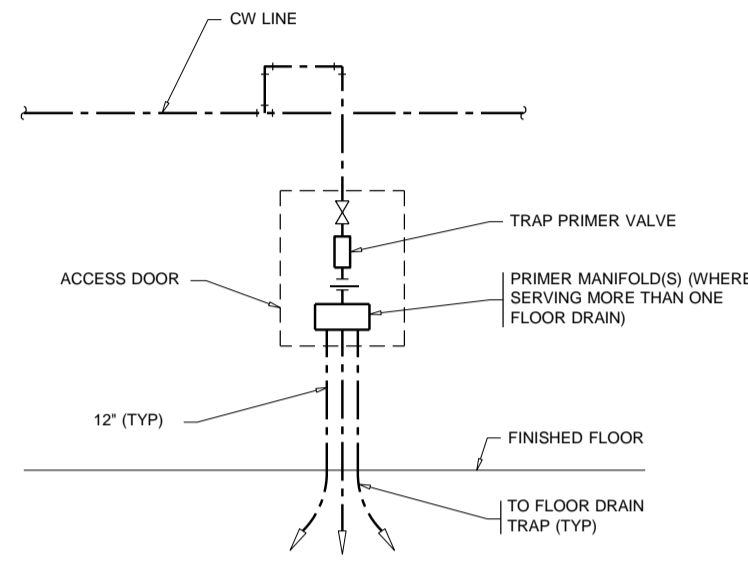
HULTZ + BHU
engineers inc

1111 Fawcett Ave Suite 100 Tacoma, WA 98402
Phone: (253) 383-3257 Fax: (253) 383-3283
general@hultzbhhu.com Job Number: 20-048

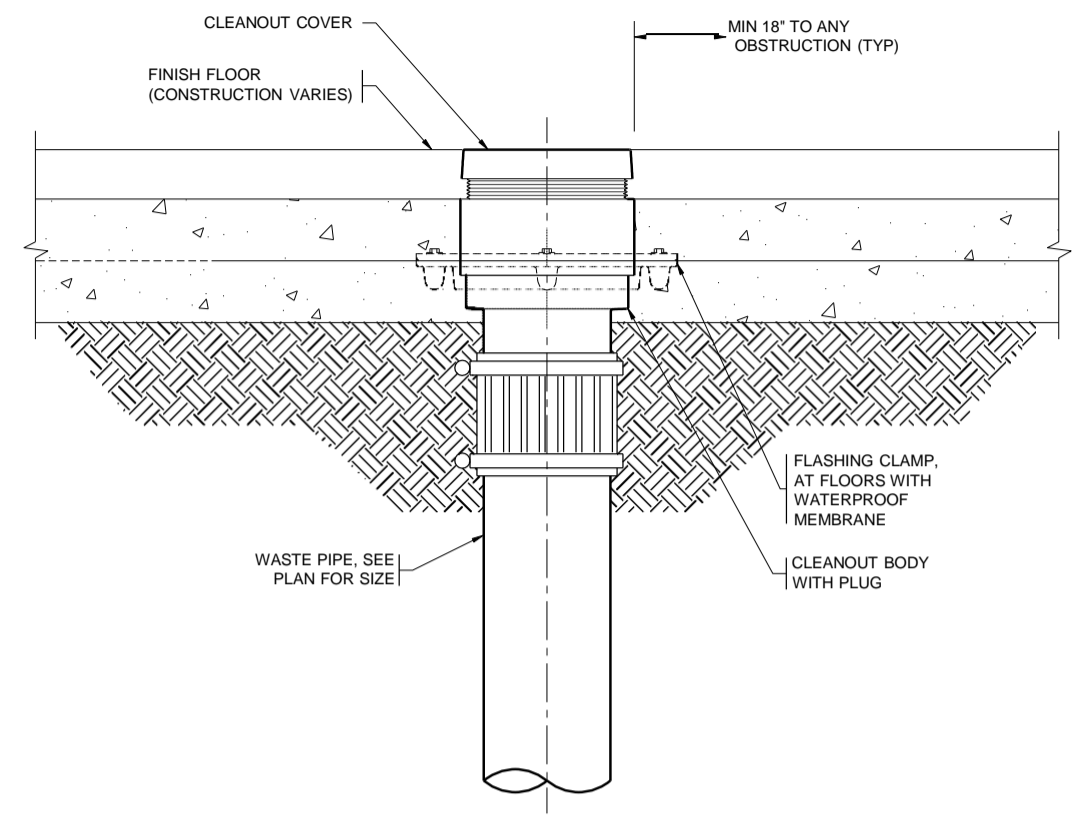


SIGNED
04152020

LEWIS COUNTY FIRE DISTRICT 3
MOSSYROCK FIRE STATION
238 MOSSYROCK ROAD E | MOSSYROCK, WA 98564



TRAP PRIMER DETAIL 2
NTS M3-2



FLOOR CLEANOUT DETAIL 1
NTS M3-2

Project No: 1927
PERMIT SET
APRIL 15, 2020

**PLUMBING
DETAILS**

M3-2

All material herein constitutes the original and unpublished work of the architect and may not be used, duplicated, or disclosed without the written consent of the architect. Copyright © 2020 by Thomas Architecture Studio. All rights reserved.



525 COLUMBIA ST. | OLYMPIA, WA 98501
360.915.8775 | tasolympia.com



1111 Fawcett Ave Suite 100 Tacoma, WA 98402
Phone: (253) 383-3257 Fax: (253) 383-3283
general@hultzbhuh.com Job Number: 20-048



SIGNED
04152020

LEWIS COUNTY FIRE DISTRICT 3
MOSSYROCK FIRE STATION
238 MOSSYROCK ROAD E | MOSSYROCK, WA 98564

Project No: 1927
PERMIT SET
APRIL 15, 2020

FLOOR PLAN
HVAC

M4-1

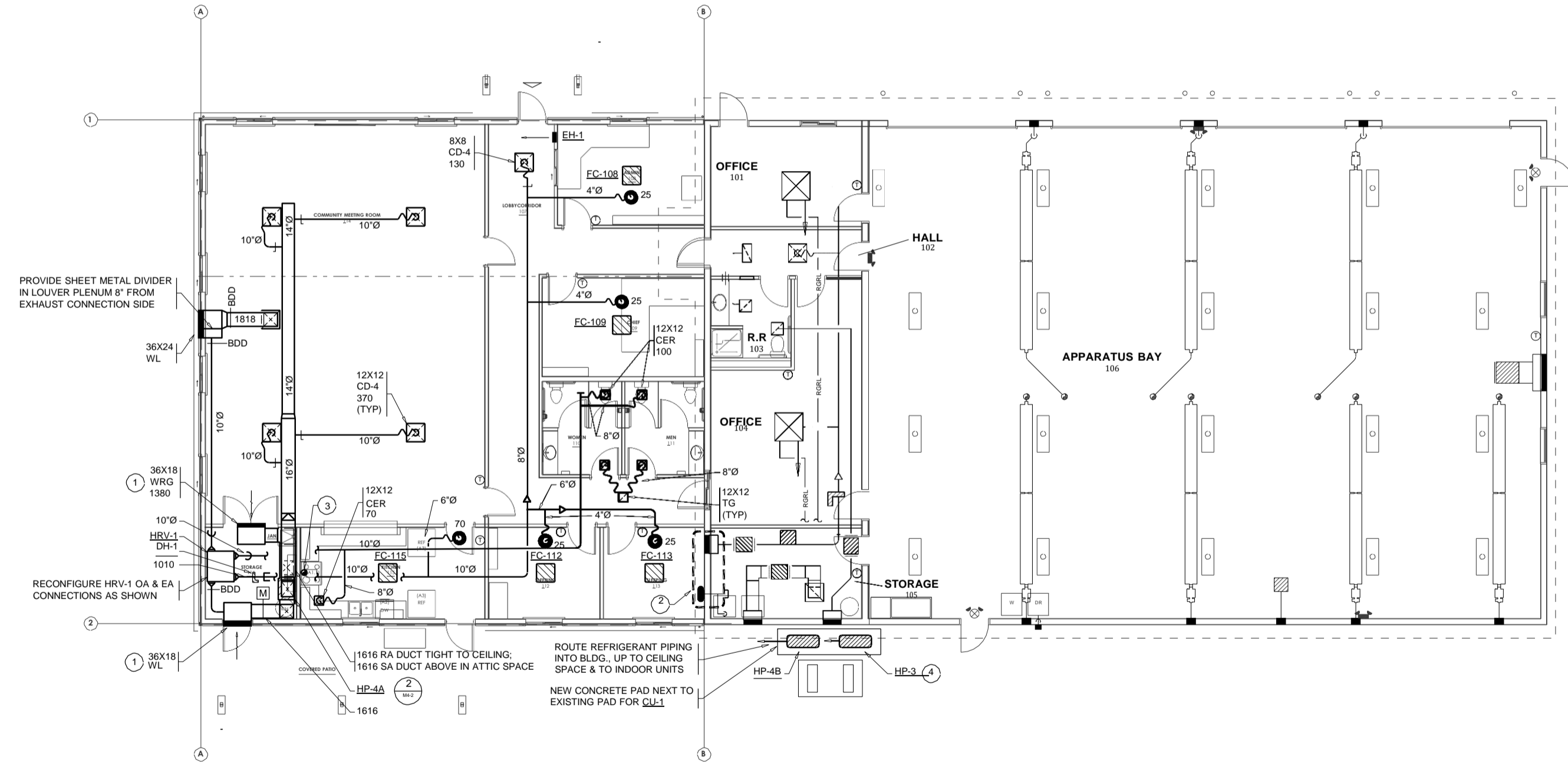
All material herein constitutes the original and unpublished work of the architect and may not be used, duplicated, or disclosed without the written consent of the architect. Copyright © 2020 by Thomas Architecture Studio. All rights reserved.

KEYED NOTES

- 1 PROVIDE LINED PLENUM SIZED TO MATCH AIR INLET/OUTLET W HEIGHT TO ALLOW CONN'S SHOWN.
- 2 EXISTING WALL CAP & LOUVER ARE BELOW NEW ROOF LINE; REMOVE AIR OUTLETS, PATCH WALL & RELOCATE EXISTING WALL CAP AND LOUVER MIN. 12" ABOVE NEW ROOF LINE IN EXISTING WALL.
- 3 ROUTE RAGE HOOD EXHAUST UP THRU ROOF; TERMINATE IN GOOSENECK W BUGSCREEN
- 4 REFER TO MANUFACTURER INSTALLATION REQUIREMENTS FOR REFRIGERANT PIPE SIZING

GENERAL NOTES:

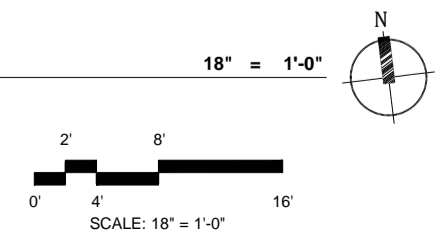
1. SEE GENERAL NOTES SHEET M1-0.
2. PRESENTS VENTILATION GRILLES "VG"; SIZE GRILLE TO MATCH CONNECTING DUCT SIZE. NUMBER NEXT TO GRILL REPRESENTS AIRFLOW.
3. ALL NEW SUPPLY AIR DUCTWORK AT NEW HEAT PUMP UNITS TO BE 1" LINED FROM UNIT CONNECTION TO 5 FEET MINIMUM FROM UNIT.
4. SEE ARCHITECTURAL DRAWINGS FOR CEILING TYPES.
5. HVAC EQUIPMENT TO HAVE 34" C. ROUTE TO NEAREST SERVICE SINK OR FUNNEL DRAIN OR DRAIN AT FIXTURE TAILPIECE.
6. PROVIDE P-TRAP AT EQUIPMENT CONDENSATE CONNECTIONS WITH CLEANOUTS, AND CLEANOUTS EVERY 30 FEET IN CONDENSATE PIPING.
7. CONNECT THERMOSTATS TO UNITS THAT SERVE THE SPACE THE THERMOSTAT IS LOCATED IN.
8. COORDINATE LOCATION OF OA INTAKES WITH PLUMBER SO THAT VENTS ARE LOCATED A MINIMUM OF 15 FEET AWAY FROM AIR INTAKES.
9. LOCATE EXHAUST OUTLETS A MINIMUM OF 15 AWAY FROM AIR INTAKES.
10. FOR SUSPENDED EQUIPMENT INSTALLATION SEE DETAIL 3 ON SHEET M4-2.

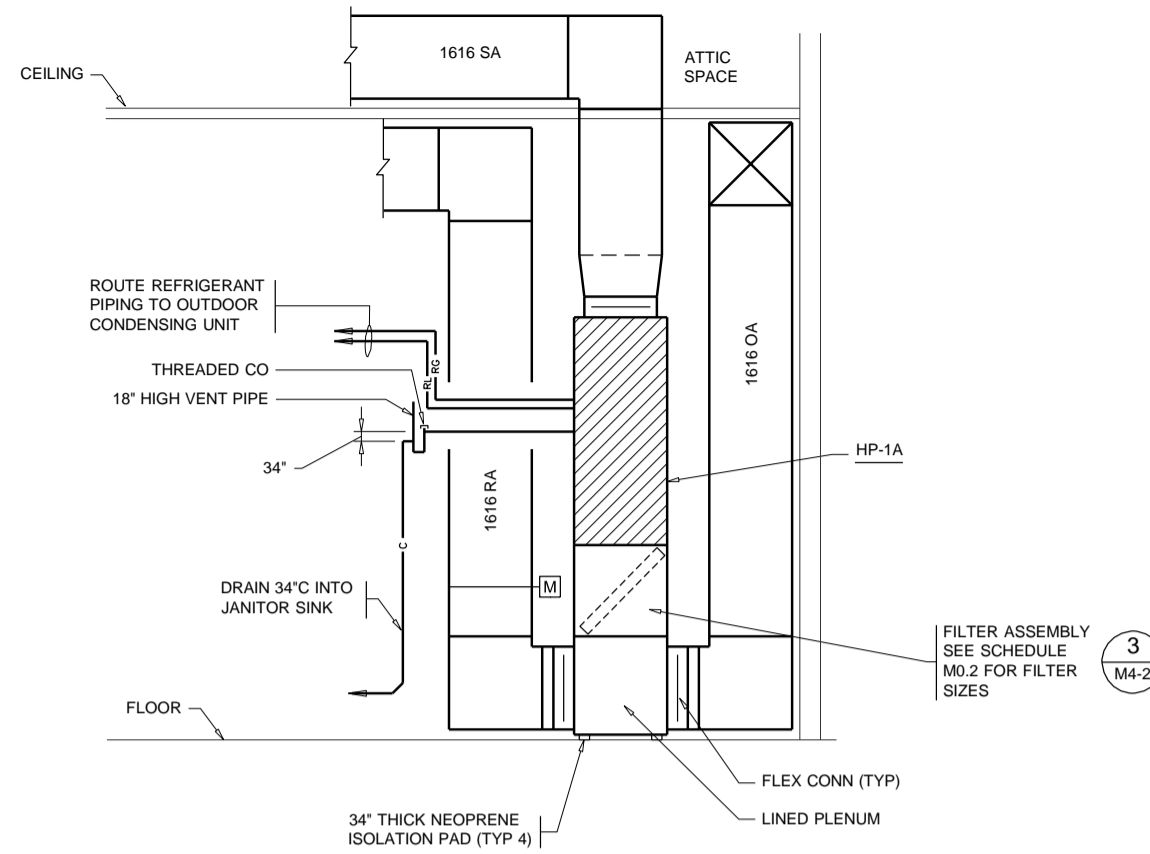


PROVIDE SHEET METAL DIVIDER IN LOUVER PLENUM 8" FROM EXHAUST CONNECTION SIDE

RECONFIGURE HRV-1 OA & EA CONNECTIONS AS SHOWN

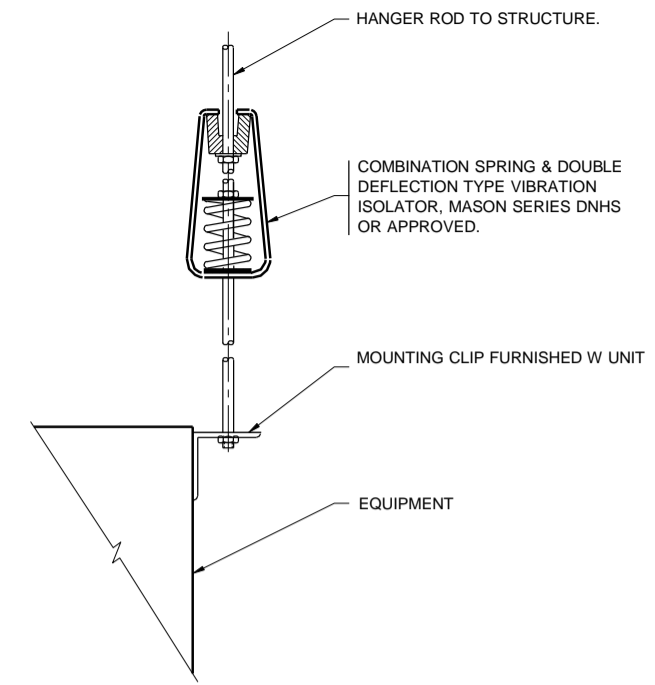
1 FLOOR PLAN - HVAC





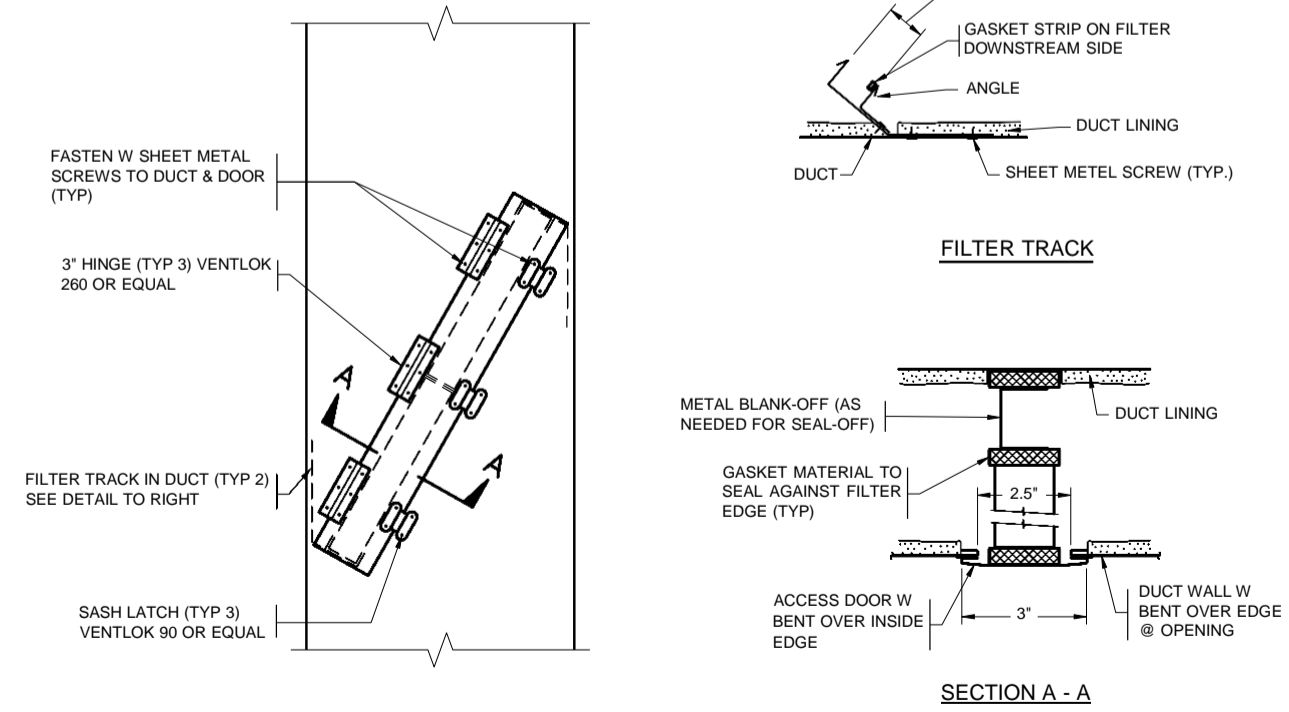
NOTE: PROVIDE HP W HIGH LIMIT CONDENSATE SWITCH TO STOP UNIT UPON HIGH CONDENSATE LEVEL.

HP-1A DETAIL 2
12" = 1'-0" M4-2




- NOTES:
1. PROVIDE AT SF-1 & EF-1.
 2. VIBRATION ISOLATORS SHALL BE SELECTED FOR 1" DEFLECTION.
 3. MOUNT SPRING ISOLATOR AS CLOSE TO EQUIPMENT AS POSSIBLE.

SUSPENDED EQUIP. SUPPORT 1
NTS M4-2



NOTE: SEE EQUIPMENT SCHEDULE FOR MINIMUM REQ'D FILTER SIZES.
FILTER ASSY DETAIL 3
NTS M4-2



525 COLUMBIA ST. | OLYMPIA, WA 98501
360.915.8775 | tasolympia.com



1111 Fawcett Ave Suite 100 Tacoma, WA 98402
Phone: (253) 383-3257 Fax: (253) 383-3283
general@hultzbhuc.com Job Number: 20-048



SIGNED
04152020

LEWIS COUNTY FIRE DISTRICT 3
MOSSYROCK FIRE STATION
238 MOSSYROCK ROAD E | MOSSYROCK, WA 98564

Project No: 1927
PERMIT SET
APRIL 15, 2020

**HVAC
DETAILS**

M4-2

All material herein constitutes the original and unpublished work of the architect and may not be used, duplicated, or disclosed without the written consent of the architect. Copyright © 2020 by Thomas Architecture Studio. All rights reserved.

STRUCTURAL NOTES

DESIGN LOADS

ALL DESIGN AND CONSTRUCTION SHALL CONFORM TO THE REQUIREMENTS OF THE INTERNATIONAL BUILDING CODE (IBC), 2015 EDITION, AS AMENDED BY THE CITY OF MOSSYROCK.

LIVE LOADS
IN ADDITION TO THE DEAD LOADS, THE FOLLOWING FLOOR LIVE LOADS WERE USED FOR DESIGN. LIVE LOAD REDUCTION IS PER IBC SECTION 1607.10.

		REDUCIBLE	UNREDUCIBLE
CORRIDORS	100PSF	X	
ASSEMBLY AREAS	100PSF		X
OFFICES	50 PSF + 15 PSF PARTITION LOAD	X	
LIGHT STORAGE	125PSF		X

REFER TO TABLE 1607.1 IN THE IBC FOR RELEVANT CONCENTRATED LIVE LOADS.

ROOF SNOW LOAD

THE ROOF SNOW LOAD IS DETERMINED USING CHAPTER 7 OF ASCE 7 IN ACCORDANCE WITH IBC SECTION 1608 AND WITH THE FOLLOWING FACTORS:

MINIMUM ROOF DESIGN LOAD 30 PSF WITHOUT DRIFT	
$P_g = 34$ PSF	$C_s = 0.9$
$I_s = 1.20$	$C_t = 1.0$
$P_f = 26$ PSF	

SEISMIC LOADS

THE SEISMIC FORCE-RESISTING SYSTEM (SFRS) USED TO RESIST EARTHQUAKE AND WIND LOADS IS COMPRISED OF LIGHT FRAME SHEAR WALLS. EARTHQUAKE DESIGN IS BASED ON THE EQUIVALENT LATERAL FORCE PROCEDURE IN ASCE 7 SECTION 12.8 WITH THE FOLLOWING FACTORS:

SITE CLASS D	$t_b = 23$ FT
RISK CATEGORY IV	$T = 0.21$ SECONDS
SEISMIC DESIGN CATEGORY D	$R = 6.5$
$I_s = 1.5$	$\rho = 3$
$S_s = 1.08$ g	$\rho = 1.0$
$S_1 = 0.43$ g	$C_s = 0.18$
$S_{0.5} = 0.77$ g	$V = C_s W = 12$ KIPS
$S_{0.1} = 0.45$ g	
$T_L = 6$ SECONDS	

WIND LOADS

WIND LOAD IS DETERMINED USING CHAPTERS 26-31 OF ASCE 7 IN ACCORDANCE WITH IBC SECTION 1609 WITH THE FOLLOWING FACTORS:

RISK CATEGORY IV	$K_{zt} = 1.0$
EXPOSURE CATEGORY C	$G_{opt} = 0.18$
$V_{at} = 115$ MPH	$V_{std} = 80$ MPH

DESIGN WIND PRESSURES DIFFER FROM OR ADD TO THE DESIGN OF THE STRUCTURAL DRAWINGS. THEY SHALL BE DETERMINED USING CHAPTER 30 OF ASCE 7 IN ACCORDANCE WITH IBC SECTION 1609 BY THE WASHINGTON STATE REGISTERED PROFESSIONAL ENGINEER WHO IS RESPONSIBLE FOR THE DESIGN OF SUCH ELEMENTS, UNLESS NOTED OTHERWISE ON THE DRAWINGS.

SOIL LOADS

ALLOWABLE SOIL-BEARING PRESSURE 1500 PSF DL + LL
2000 PSF DL + LL + SEISMIC/WIND

GENERAL NOTES

SUBMITTALS

SHOP DRAWINGS SHALL BE SUBMITTED TO THE ARCHITECT PRIOR TO ANY FABRICATION OR CONSTRUCTION FOR ALL STRUCTURAL ITEMS, INCLUDING THE FOLLOWING: CONCRETE REINFORCEMENT, EMBEDDED STEEL ITEMS, GLUED-LAMINATED MEMBERS.

IF THE SHOP DRAWINGS DIFFER FROM OR ADD TO THE DESIGN OF THE STRUCTURAL DRAWINGS, THEY SHALL BEAR THE SEAL AND SIGNATURE OF THE WASHINGTON STATE REGISTERED PROFESSIONAL ENGINEER WHO IS RESPONSIBLE FOR THE DESIGN.

DEFERRED SUBMITTALS

PER IBC SECTION 107.3.4.1, DRAWINGS AND CALCULATIONS FOR THE DESIGN AND FABRICATION OF ITEMS THAT ARE DESIGNED BY OTHERS SHALL BEAR THE SEAL AND SIGNATURE OF THE WASHINGTON STATE REGISTERED PROFESSIONAL ENGINEER WHO IS RESPONSIBLE FOR THE DESIGN AND SHALL BE SUBMITTED TO THE ARCHITECT AND THE BUILDING DEPARTMENT FOR REVIEW PRIOR TO FABRICATION. DEFERRED SUBMITTALS INCLUDE BUT ARE NOT LIMITED TO THE FOLLOWING:

- PREMANUFACTURED WOOD TRUSSES AND JOISTS
- EQUIPMENT ANCHORAGE
- SEISMIC DESIGN OF NONSTRUCTURAL COMPONENTS
- ALTERNATE ANCHORS (WHEN ALTERNATE ANCHORS ARE PROPOSED)
- SUSPENDED CEILINGS

NONSTRUCTURAL COMPONENTS

DESIGN, DETAILING AND ANCHORAGE OF ALL NONSTRUCTURAL COMPONENTS SHALL BE IN ACCORDANCE WITH IBC SECTION 1613, ASCE 7 CHAPTER 13, AND THE PROJECT SPECIFICATIONS. NONSTRUCTURAL COMPONENTS DESIGNED BY OTHERS SHALL NOT INDUCE TORSIONAL LOADING INTO SUPPORTING STRUCTURAL MEMBERS WITHOUT ADDITIONAL BRACING OF THOSE MEMBERS TO ELIMINATE TORSIONAL FORCES. TORSIONAL BRACING SHALL BE DESIGNED BY THE NONSTRUCTURAL COMPONENT DESIGNER AND APPROVED BY THE ENGINEER.

DESIGN, DETAILING AND CONSTRUCTION OF ALL NONSTRUCTURAL COMPONENTS WHICH ATTACH TO STRUCTURE SHALL ACCOMMODATE CONSTRUCTION TOLERANCES AS ESTABLISHED BY THE STRUCTURAL SPECIFICATIONS.

INSPECTION

SPECIAL INSPECTION PER IBC CHAPTER 17 SHALL BE PERFORMED BY AN APPROVED TESTING AGENCY AS INDICATED IN THE STATEMENT OF SPECIAL INSPECTIONS AND TESTING. ALL PREPARED SOIL-BEARING SURFACES SHALL BE INSPECTED BY THE GEOTECHNICAL ENGINEER PRIOR TO PLACEMENT OF REINFORCING STEEL. SOILS COMPACTION SHALL BE SUPERVISED BY AN APPROVED TESTING AGENCY OR GEOTECHNICAL ENGINEER.

STRUCTURAL OBSERVATION

STRUCTURAL OBSERVATION OF THE SFRS WILL BE PERFORMED BY THE STRUCTURAL ENGINEER OF RECORD IN ACCORDANCE WITH IBC SECTION 1704.6. STRUCTURAL OBSERVATION CONSISTS OF VISUAL OBSERVATION OF THE STRUCTURAL SYSTEMS FOR GENERAL CONFORMANCE TO THE CONSTRUCTION DOCUMENTS AND DOES NOT INCLUDE OR WAIVE THE RESPONSIBILITY FOR THE INSPECTIONS REQUIRED BY THE IBC AND AS SHOWN IN THE SPECIAL INSPECTIONS SCHEDULE. CONTRACTOR SHALL PROVIDE A MINIMUM OF (1) WEEK NOTICE BEFORE CONCEALING THE FOLLOWING STRUCTURAL COMPONENTS FROM VIEW:

- REINFORCING STEEL FOR THE FIRST PLACEMENT OF THE FOLLOWING ELEMENTS: SFRS FOUNDATIONS.

STRUCTURAL OBSERVATIONS IN ADDITION TO THOSE REQUIRED BY IBC SECTION 1704.6 MAY BE PERFORMED AT THE ENGINEER'S DISCRETION.

SPECIAL CONDITIONS

CONTRACTOR SHALL VERIFY ALL LEVELS, DIMENSIONS, AND EXISTING CONDITIONS IN THE FIELD BEFORE PROCEEDING. CONTRACTOR SHALL NOTIFY THE ARCHITECT OF ANY DISCREPANCIES OR FIELD CHANGES PRIOR TO INSTALLATION OR FABRICATION. IN CASE OF DISCREPANCIES BETWEEN THE EXISTING CONDITIONS AND THE DRAWINGS, THE CONTRACTOR SHALL OBTAIN DIRECTION FROM THE ARCHITECT BEFORE PROCEEDING. DIMENSIONS NOTED AS PLUS OR MINUS (+) INDICATE UNVERIFIED DIMENSIONS AND ARE APPROXIMATE. NOTIFY ARCHITECT IMMEDIATELY OF CONFLICTS OR EXCESSIVE VARIATIONS FROM INDICATED DIMENSIONS. NOTED DIMENSIONS TAKE PRECEDENCE OVER SCALED DIMENSIONS - **DO NOT SCALE DRAWINGS**. DIMENSIONS OF EXISTING CONDITIONS MAY BE BASED ON RECORD DRAWINGS AND ARE TO BE FIELD-VERIFIED BY THE CONTRACTOR.

CONTRACTOR SHALL VERIFY ALL EXISTING CONDITIONS BEFORE COMMENCING ANY DEMOLITION. CONTRACTOR SHALL PROVIDE ADEQUATE SHORING AND BRACING OF ALL STRUCTURAL MEMBERS, EXISTING CONSTRUCTION AND SOIL EXCAVATIONS, AS REQUIRED, AND IN A MANNER SUITABLE TO THE WORK SEQUENCE. TEMPORARY SHORING AND BRACING SHALL NOT BE REMOVED UNTIL ALL FINAL CONNECTIONS HAVE BEEN COMPLETED IN ACCORDANCE WITH THE DRAWINGS AND MATERIALS HAVE ACHIEVED DESIGN STRENGTH. NO REINFORCING BARS IN EXISTING CONSTRUCTION SHALL BE CUT UNLESS DIRECTED TO BY THE ARCHITECT OR AS SHOWN ON THE DRAWINGS.

CONTRACTOR SHALL BE RESPONSIBLE FOR ALL SAFETY PRECAUTIONS AND THE METHODS, TECHNIQUES, SEQUENCES OR PROCEDURES REQUIRED TO PERFORM THE WORK.

SOILS

SEE THE GEOTECHNICAL REPORT BY INSIGHT GEOLOGIC, INC. DATED APRIL 13, 2017, FOR MORE COMPLETE INFORMATION. EARTHWORK MATERIAL, BACKFILL AND COMPACTION SHALL BE IN ACCORDANCE WITH THE RECOMMENDATIONS OF THE GEOTECHNICAL REPORT. BACKFILL BEHIND WALLS SHALL NOT BE PLACED BEFORE THE WALLS AND SUPPORTING SLABS ACHIEVE 28 DAY CONCRETE STRENGTH OR THE WALLS ARE TEMPORARILY BRACED. ALL TOPSOIL ORGANICS AND LOOSE SURFACE SOIL SHALL BE REMOVED FROM BENEATH FILL SUPPORTING CONCRETE SLABS OR PAVING.

MEMBER SPACING

ALL FRAMING MEMBERS SHALL BE EQUALLY SPACED BETWEEN GRID LINES, COLUMNS, AND DIMENSIONED FRAMING UNLESS NOTED OTHERWISE.

CONCRETE

CONCRETE WORK SHALL CONFORM TO ALL REQUIREMENTS OF IBC CHAPTER 19.

CONCRETE MIXTURES

CONCRETE MIXTURES SHALL CONFORM TO THE FOLLOWING REQUIREMENTS:

CONCRETE MIXTURES							REQUIREMENTS	USE
f'c (PSI)	TEST AGE (DAYS)	EXPOSURE CLASS						
3,000	28	F0	S0	W0	C0		SLAB-ON-GRADE, CURBS AND PADS	
4,000	28	F1	S0	W0	C1		FOOTINGS	

CONCRETE MIXTURES SHALL CONFORM TO THE MOST STRINGENT REQUIREMENTS FOR EXPOSURE CLASSES SPECIFIED IN THE TABLE ABOVE AND ACI 318 TABLE 19.3.2.1.

WATER-REDUCING ADMIXTURES MAY BE INC. MAX WATER CONTENT ETE MIX DESIGNS, BUT SHALL CONFORM TO ASTM C 494, AND BE USED IN ACCORDANCE WITH THE MANUFACTURER'S RECOMMENDATIONS. CaCl₂ OR OTHER WATER-SOLUBLE CHLORIDE ADMIXTURES SHALL NOT BE USED.

WATER/CEMENTITIOUS MATERIALS RATIO SHALL BE MEASURED BY WEIGHT AND SHALL BE BASED ON THE TOTAL CEMENTITIOUS MATERIAL. WATER/CEMENTITIOUS MATERIALS RATIO AND WATER CONTENT SHALL BE DETERMINED BY THE SUPPLIER BASED ON STRENGTH REQUIREMENTS AND SHALL NOT EXCEED THE MAXIMUM WATER/CEMENTITIOUS MATERIAL RATIO AND/OR WATER CONTENT IF SHOWN ABOVE OR IN ACI 318 TABLE 19.3.2.1 FOR THE EXPOSURE CLASSES LISTED.

FIELD-MEASURED SLUMP SHALL CONFORM TO THE SUBMITTED CONCRETE MIX DESIGN. TOLERANCE OF SLUMP SHALL CONFORM TO ASTM C 94.

ALL CONCRETE SUBJECT TO EXPOSURE CLASSES F1, F2 OR F3 SHALL BE AIR ENTRAINED. AIR-ENTRAINING AGENTS SHALL CONFORM TO ASTM C 260. THE AMOUNT OF ENTRAINED AIR SHALL BE ACCORDING TO ACI 318 TABLE 19.3.3.1 WITH A FIELD TOLERANCE OF ±1.5 PERCENT BY VOLUME. THE AMOUNT OF ENTRAINED AIR SHALL BE MEASURED IN THE FIELD AT THE DISCHARGE FROM THE TRUCK.

THE CONTRACTOR SHALL SUBMIT CONCRETE MIX DESIGNS FOR APPROVAL 2 WEEKS PRIOR TO PLACING ANY CONCRETE. THE MIX DESIGN SHALL BE IN CONFORMANCE WITH ACI 318, CHAPTER 19. THE SUBMITTAL SHALL INDICATE WHERE EACH CONCRETE MIX IS TO BE USED ON THE PROJECT, AS WELL AS THE MAXIMUM AGGREGATE SIZE OF EACH MIX. MAXIMUM AGGREGATE SIZE SHALL CONFORM TO THE PROJECT SPECIFICATIONS.

CURING

IF THE AIR TEMPERATURE WILL EXCEED 75 DEGREES F WITHIN 48 HOURS OF PLACING CONCRETE, A MOIST CURE SHALL BE APPLIED TO THE CONCRETE FOR A PERIOD OF 36 HOURS AFTER FINISHING CONCRETE SURFACES. REFER TO THE PROJECT SPECIFICATIONS FOR CURING REQUIREMENTS.

REINFORCING STEEL

DEFORMED BARS ASTM A 615, GRADE 60
HEADED DEFORMED BARS ASTM A 970, HEAD TYPE HA

REINFORCING SHALL BE SUPPORTED AS SPECIFIED BY THE PROJECT SPECIFICATIONS AND THE CRSI MANUAL OF STANDARD PRACTICE. REINFORCING STEEL SHALL BE DETAILED IN ACCORDANCE WITH ACI STANDARD OF PRACTICE AS OUTLINED IN ACI 315, "GUIDE TO PRESENTING REINFORCING STEEL DESIGN DETAILS".

LAP ALL REINFORCING BARS AS NOTED ON THE DRAWINGS. WHERE SPLICE LENGTH IS NOT SHOWN, USE TYPE Lb (Lb FOR TOP BARS) SPLICE PER DEVELOPMENT AND SPLICE LENGTH SCHEDULE. MECHANICAL SPLICES CALLED OUT ON THE PLANS SHALL BE TYPE 1, UNLESS OTHERWISE NOTED. TYPE 1 SPLICES SHALL DEVELOP 125 PERCENT OF THE YIELD CAPACITY OF THE SPLICED BARS IN BOTH TENSION AND COMPRESSION. SUBMIT ICC-ES OR IAPMO UES REPORT VALID FOR THE 2015 IBC DEMONSTRATING COMPLIANCE OF COUPLERS WITH THESE REQUIREMENTS.

AT THE CONTRACTOR'S OPTION AND WITH THE ARCHITECT'S APPROVAL, HEADED DEFORMED BARS MAY BE USED IN LIEU OF REINFORCING BARS SHOWN WITH STANDARD 90 OR 180 DEGREE HOOKS AND MECHANICAL SPLICES MAY BE USED IN LIEU OF LAP SPLICES. USE OF HEADED DEFORMED BARS IS SUBJECT TO CONFORMANCE WITH ACI 318 SECTION 25.4.4. USE OF MECHANICAL SPLICES IS SUBJECT TO CONFORMANCE WITH ACI 318 SECTION 18.2.7 AND REQUIRES SUBMITTAL OF AN ICC-ES OR IAPMO UES REPORT VALID FOR THE 2015 IBC.

REINFORCING STEEL SHALL HAVE PROTECTION AS FOLLOWS, UNLESS NOTED OTHERWISE:

USE	SLAB-ON-GRADE	COVER PER DETAILS
NONSTRUCTURAL FOOTING	TOP BARS	3" (CAST AGAINST EARTH) 1 1/2" 2"
	SIDE BARS	2" (#6 AND LARGER WHERE EXPOSED TO EARTH OR WEATHER)

WELDING OF REINFORCING, WHERE APPROVED BY THE ARCHITECT, SHALL BE PERFORMED USING LOW HYDROGEN ELECTRODES AND PREHEATED IN ACCORDANCE WITH AWS D1.4, REINFORCING STEEL WELDING CODE. WELDERS AND WELDING PROCEDURES SHALL BE QUALIFIED IN ACCORDANCE WITH AWS D1.4. MATERIALS SHALL CONFORM TO THE FOLLOWING:

REINFORCING BARS TO BE WELDED ASTM A 706, GRADE 60, LOW ALLOY
WELDING ELECTRODES E80XX

ANCHORS

POST-INSTALLED ANCHORS

PROVIDE POST-INSTALLED ANCHORS AS SPECIFIED IN THESE DRAWINGS.

DRAWING LIST

S-001	STRUCTURAL NOTES AND DRAWING LIST
S-002	STRUCTURAL NOTES
S-003	STRUCTURAL ABBREVIATIONS AND SYMBOLS
S-004	STATEMENT OF SPECIAL INSPECTIONS
S-005	STATEMENT OF SPECIAL INSPECTIONS
S-201	FOUNDATION PLAN
S-202	ROOF FRAMING PLAN
S-401	TYPICAL CONCRETE DETAILS
S-601	TYPICAL WOOD DETAILS
S-602	TYPICAL WOOD DETAILS
S-603	TYPICAL WOOD DETAILS
S-604	WOOD DETAILS
S-605	WOOD DETAILS



THOMAS
architecture studios

525 COLUMBIAN ST. | OLYMPIA, WA 98501
360.915.8775 | tcsolympia.com



kpff

1601 Fifth Avenue, Suite 1600
Seattle, WA 98101
206.622.5822
kpff.com

LEWIS COUNTY FIRE DISTRICT #3
MOSSYROCK FIRE STATION
137 E MAIN ST, MOSSYROCK, WA 98564

Project No: 2000094
CONSTRUCTION DOCUMENTS
MARCH 9, 2020

STRUCTURAL
NOTES AND
DRAWING LIST

S-001

All material herein constitutes the original and unpublished work of the architect and may not be used, duplicated, or disclosed without the written consent of the architect. Copyright © 2020 by Thomas Architecture Studio. All rights reserved.

STRUCTURAL NOTES - CONTINUED

WOOD

WOOD CONSTRUCTION SHALL CONFORM TO ALL REQUIREMENTS OF IBC CHAPTER 23.

SAWNLUMBER

SAWNLUMBER SHALL CONFORM TO THE LATEST EDITION OF "GRADING AND DRESSING RULES" BY WCLIB OR "WESTERN LUMBER GRADING RULES" BY WWPA. LUMBER SHALL BE SEASONED DRY WITH A MAXIMUM MOISTURE CONTENT OF 15% AND BE THE SPECIES AND GRADE SPECIFIED BELOW.

USE	GRADE	F _v (PSI) (SINGLE USE)
WALL STUDS 2" TO 4" THICK, 2" AND WIDER	DOUGLAS FIR-LARCH NO. 1	1000
PLANKING & PLATES 2" TO 4" THICK, 2" AND WIDER	DOUGLAS FIR-LARCH NO. 2	900
POSTS 5"x5" AND LARGER 4"x4"	WESTERN CEDAR NO. 1 WESTERN CEDAR NO. 1	975 725

STRUCTURAL COMPOSITE LUMBER

STRUCTURAL COMPOSITE LUMBER PRODUCTS SHALL BE OF THE SIZE AND TYPE SHOWN ON THE DRAWINGS AND MANUFACTURED BY TRUS JOIST OR APPROVED EQUAL. MEMBERS SHALL HAVE THE FOLLOWING MINIMUM DESIGN PROPERTIES:

TYPE	MODULUS OF ELASTICITY (PSI)	ALLOWABLE FLEXURAL STRESS (PSI)
LVL	2,000,000	2,600

FLEXURAL STRESSES NOTED ABOVE ARE FOR A 12-INCH MEMBER. DEEPER MEMBERS SHALL BE DESIGNED FOR REDUCED STRESSES PER THE MANUFACTURER'S REQUIREMENTS.

PRODUCT SUBSTITUTION REQUESTS SHALL INCLUDE AN ICC-ES OR IAPMO-UES REPORT VALID FOR THE 2015 IBC. PRODUCT SUBSTITUTIONS SHALL BE DEMONSTRATED TO HAVE EQUIVALENT STRENGTH, STIFFNESS, AND ALLOWABLE SPACING OF FASTENERS WITHOUT ALTERING THE STRUCTURAL DESIGN. WHERE SUBSTITUTION REQUESTS INVOLVE ALTERING THE STRUCTURAL DESIGN, THE SUBSTITUTION REQUEST SHALL INCLUDE THE SEAL AND SIGNATURE OF THE WASHINGTON STATE REGISTERED PROFESSIONAL ENGINEER WHO IS RESPONSIBLE FOR THE DESIGN.

METAL-PLATE-CONNECTED WOOD TRUSSES

BIDDER-DESIGNED METAL-PLATE-CONNECTED WOOD TRUSSES SHALL COMPLY WITH IBC 2303.4 AND BE FABRICATED BY A MANUFACTURER WHO IS A MEMBER OF THE TRUSS PLATE INSTITUTE. TRUSSES SHALL BE OF THE PROFILE SHOWN ON THE DRAWINGS AND SHALL BE COMPATIBLE WITH THE LOAD, DIMENSIONAL, AND FIRE RATING REQUIREMENTS OF THE PROJECT.

SEE PLANS AND DETAILS FOR LOADING REQUIREMENTS SUCH AS TRANSMISSION OF IN-PLANE LATERAL WIND OR SEISMIC FORCES AND MECHANICAL UNIT LOCATIONS.

TRUSSES SHALL BE SUPPLIED WITH THE PROPER END CONNECTIONS, BRIDGING, AND BRACING TO PROVIDE LATERAL STABILITY OF ALL TRUSSES AND TRUSS MEMBERS, AND TIE-DOWN CONNECTIONS FROM TRUSSES TO TOPS OF WALLS AND BEAMS. THE TRUSS MANUFACTURER IS RESPONSIBLE FOR ENSURING THE BEARING SEAT DOES NOT EXCEED THE COMPRESSION CAPACITY OF THE SUPPORTING WALL PLATE. HANGERS SHALL BE PROVIDED BY THE TRUSS SUPPLIER WHERE SUPPORT CONDITIONS REQUIRE THEM. WELDABLE HANGERS SHALL BE PROVIDED WHERE HANGERS ATTACH TO STEEL MEMBERS.

WOOD STRUCTURAL PANELS

WOOD STRUCTURAL PANELS SHALL CONFORM TO THE REQUIREMENTS OF THE LATEST EDITION OF DOC PS 1 OR DOC PS 2. SHEATHING SHALL BE AS FOLLOWS:

ROOF SHEATHING

19/32 CATEGORY APA RATED T&G SHEATHING, 40/20, EXPOSURE 1

SHEAR WALL SHEATHING

15/32 CATEGORY APA RATED SHEATHING, 32/16, EXPOSURE 1

ALL ROOF SHEATHING AND SUBFLOORING SHALL BE INSTALLED WITH THE LONG DIMENSION PERPENDICULAR TO SUPPORTS, UNLESS NOTED OTHERWISE, AND WITH THE PANELS CONTINUOUS OVER TWO OR MORE SUPPORTS. INSTALL WITH 1/8" GAP BETWEEN PANELS. FLOOR DIAPHRAGM AND SHEAR WALL NAILS SHALL BE DRIVEN FLUSH, BUT SHALL NOT FRACTURE THE SURFACE OF THE SHEATHING.

TIMBER FASTENERS AND CONNECTORS

WOOD CONNECTORS SHALL BE SIMPSON STRONG-TIE AS SPECIFIED IN CATALOG NO. C-C-2019, OR APPROVED EQUAL. INSTALL CONNECTORS IN ACCORDANCE WITH THE MANUFACTURER'S RECOMMENDATIONS WITH NUMBER AND SIZE OF FASTENERS AS SPECIFIED BY THE MANUFACTURER. WHERE CONNECTOR STRAPS CONNECT TWO MEMBERS, PLACE ONE-HALF OF THE FASTENERS IN EACH MEMBER. ALL BOLTS IN WOOD MEMBERS SHALL CONFORM TO ASTM A 307. PROVIDE STANDARD WASHERS UNDER THE HEADS AND NUTS OF ALL BOLTS AND LAG SCREWS BEARING ON WOOD. ALL SHIMS SHALL BE SEASONED DRY AND BE THE SAME GRADE (MIN) AS THE MEMBERS CONNECTED. ALL JOISTS SHALL BE CONNECTED TO FLUSH BEAMS WITH LU SERIES JOIST HANGERS, UNLESS NOTED OTHERWISE. ALL DOUBLE AND TRIPLE-JOIST BEAMS SHALL BE CONNECTED TO FLUSH BEAMS WITH U SERIES HANGERS, UNLESS NOTED OTHERWISE.

ALL FRAMING NAILS SHALL HAVE THE SIZE AND MINIMUM LENGTH AS SPECIFIED IN THE FOLLOWING TABLE, UNLESS NOTED OTHERWISE. NAIL TYPE SHALL BE COMMON UNLESS NOTED OTHERWISE. POWER-DRIVEN NAILS AND STAPLES SHALL BE IN ACCORDANCE ICC-ES ESR-1539. NAILING NOT SHOWN SHALL BE AS INDICATED IN IBC TABLE 2304.10.1. SEE 7/S-601 AND 11/S-601 FOR NAIL SIZES AT SHEAR WALL AND ROOF/FLOOR DIAPHRAGM SHEATHING, RESPECTIVELY.

FRAMING NAILS			
TYPE MARK	TYPE	SHANK DIAMETER	MINIMUM LENGTH
8d	COMMON	0.131"	2 1/2"
10d	COMMON	0.148"	3"
16d	COMMON	0.162"	3 1/2"
16d-SHORT	SHORT	0.131"	3 1/4"

POWER-DRIVEN NAILS MAY BE SUBSTITUTED FOR COMMON NAILS AT SPACING AS FOLLOWS. SUBSTITUTIONS FOR NAIL SIZE, SPACING, OR QUANTITY NOT SHOWN REQUIRE APPROVAL.

ALTERNATE NAILING SCHEDULE								
FASTENER TYPE	SHANK DIAMETER	LENGTH	SPACING					
			16"	12"	8"	6"	4"	3"
8d COMMON	0.131"	2 1/2"	16"	12"	8"	6"	4"	3"
16d SHORT	0.131"	3 1/4"	16"	12"	8"	6"	4"	3"
10d COMMON	0.148"	3"	16"	12"	8"	6"	4"	3"
16d SHORT	0.131"	3 1/4"	12"	10"	6"	4"	3"	2 1/2"
16d COMMON	0.162"	3 1/2"	16"	12"	8"	6"	4"	3"
16d SHORT	0.131"	3 1/4"	10"	8"	5"	4"	2 1/2"	2"

ALL FASTENERS AND CONNECTORS IN CONTACT WITH PRESERVATIVE-TREATED LUMBER SHALL BE GALVANIZED WITH A MINIMUM COATING OF 1.85 OUNCES/SQUARE FOOT.

IDENTIFICATION

ALL SAWN LUMBER AND PREFABRICATED WOOD PRODUCTS SHALL BE IDENTIFIED BY A GRADE MARK OR CERTIFICATE OF INSPECTION ISSUED BY THE CERTIFYING AGENCY.


PRESERVATIVE-TREATED WOOD

WOOD SHALL BE PROTECTED FROM DECAY AND TERMITES IN ACCORDANCE WITH IBC 2304.12. PRESERVATIVE-TREATMENTS SHALL CONFORM TO THE APPROPRIATE STANDARDS OF THE AWPA FOR SAWN LUMBER, GLUED-LAMINATED TIMBER, ROUND POLES, PILES, AND MARINE PILES AND SHALL BEAR A TREATMENT IDENTIFICATION MARK BY THE CERTIFYING AGENCY. THE SELECTED PRESERVATIVE-TREATMENT SHALL CONFORM TO THE "BEST MANAGEMENT PRACTICES" OF THE WWPI. ALL LUMBER IN CONTACT WITH CMU, CONCRETE, OR GROUND SURFACES SHALL BE PRESERVATIVE-TREATED. PRESERVATIVE TREATMENT SHALL NOT REDUCE ALLOWABLE DESIGN STRESSES.



T H O M A S
architecture studios

525 COLUMBIA ST. | OLYMPIA, WA 98501
360.915.8775 | tasolympia.com



1601 Fifth Avenue, Suite 1600
Seattle, WA 98101
206.622.5822
kpff.com

LEWIS COUNTY FIRE DISTRICT #3
MOSSYROCK FIRE STATION
137 E MAIN ST, MOSSYROCK, WA 98564

Project No: 2000094
CONSTRUCTION DOCUMENTS
MARCH 9, 2020

STRUCTURAL
NOTES

S-002




All material herein constitutes the original and unpublished work of the architect and may not be used, duplicated, or disclosed without the written consent of the architect. Copyright © 2020 by Thomas Architecture Studio. All rights reserved.

STRUCTURAL ABBREVIATIONS

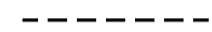

AB	ANCHOR BOLT	HP	HIGH POINT
ADD'L	ADDITIONAL	IBC	INTERNATIONAL BUILDING CODE
ADH	ADHESIVE	ID	INSIDE DIAMETER
ADJ	ADJUSTABLE	IE	INVERT ELEVATION
AFF	ABOVE FINISH FLOOR	IF	INSIDE FACE
AGG	AGGREGATE	IN	INCH
ANCH	ANCHOR	INFO	INFORMATION
ARCH	ARCHITECTURAL	INT	INTERIOR
ARD	ADHESIVE REINFORCING DOWEL	K	KIP (1,000 LBS.)
B/	BOTTOM OF	KSF	KIPS PER SQUARE FOOT
BLDG	BUILDING	LNGT	LONGITUDINAL
BLKG	BLOCKING	LP	LOW POINT
BM	BEAM	LSL	LAMINATED STRAND LUMBER
BN	DIAPHRAGM BOUNDARY NAILING	LVL	LAMINATED VENEER LUMBER
BOT	BOTTOM	MAX	MAXIMUM
BRG	BEARING	MECH	MECHANICAL
BTWN	BETWEEN	MFR	MANUFACTURER
C	CAMBER	MIN	MINIMUM
CAP	CAPACITY	MISC	MISCELLANEOUS
CC	CENTER TO CENTER	MOM	MOMENT
CDF	CONTROLLED DENSITY FILL	NIC	NOT IN CONTRACT
CIP	CAST-IN-PLACE	NO	NUMBER
CJ	CONSTRUCTION OR CONTROL JOINT	NOM	NOMINAL
CL	CENTERLINE	NS	NEAR SIDE
CLG	CEILING	NTS	NOT TO SCALE
CLR	CLEAR	OC	ON CENTER
COL	COLUMN	OD	OUTSIDE DIAMETER
CONC	CONCRETE	OF	OUTSIDE FACE
CONN	CONNECTION	OPNG	OPENING
CONST	CONSTRUCTION	OPP	OPPOSITE
CONT	CONTINUOUS	P	POST
CONTR	CONTRACTOR	PEN	PENETRATION
COORD	COORDINATE	PL	PLATE
CTR	CENTER	PLWD	PLYWOOD
CY	CUBIC YARD	PNL	PANEL
DBL	DOUBLE	PSF	POUNDS PER SQUARE FOOT
DEMO	DEMOLISH	PSI	POUNDS PER SQUARE INCH
DET	DETAIL	PT	PRESERVATIVE-TREATED
DF	DOUGLAS FIR	PWT	PREFABRICATED WOOD TRUSS
DIA	DIAMETER	REINF	REINFORCING
DN	DOWN	REQ'D	REQUIRED
DO	DITTO	RO	ROUGH OPENING
DWG	DRAWING	RTN	RETURN
DWL	DOWEL	SCHED	SCHEDULE
EA	EACH	SECT	SECTION
EF	EACH FACE	SFRS	SEISMIC FORCE-RESISTING SYSTEM
EL	ELEVATION	SHT	SHEET
ELECT	ELECTRICAL	SHTG	SHEATHING
EN	PANEL EDGE NAILING	SIM	SIMILAR
EQ	EQUAL	SOG	SLAB-ON-GRADE
EQUIP	EQUIPMENT	SP	SPACE
ES	EACH SIDE	SPEC	SPECIFICATION
EW	EACH WAY	SQ	SQUARE
EX	EXISTING	STD	STANDARD
EXP	EXPANSION	STIRR	STIRRUP
EXT	EXTERIOR	STRUCT	STRUCTURAL
FD	FLOOR DRAIN	SUPP	SUPPORT
FDN	FOUNDATION	SYM	SYMMETRICAL
FF	FINISH FLOOR	T&B	TOP AND BOTTOM
FIN	FINISH	T&G	TONGUE AND GROOVE
FLR	FLOOR	T/	TOP OF
FOB	FACE OF BUILDING	THK	THICK(NESS)
FS	FAR SIDE	THRU	THROUGH
FT	FEET	TRANS	TRANSVERSE
FTG	FOOTING	TYP	TYPICAL
GEN	GENERAL	UNO	UNLESS NOTED OTHERWISE
GR	GRADE	VERT	VERTICAL
GWB	GYPSSUM WALL BOARD	VIF	VERIFY IN FIELD
HF	HEM-FIR	W/	WITH
HGR	HANGER	W/O	WITHOUT
HK	HOOK	WD	WOOD
HORIZ	HORIZONTAL	WP	WORK POINT

STRUCTURAL DRAWING SYMBOLS








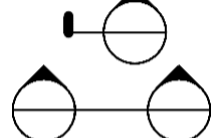
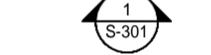
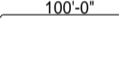
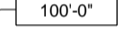



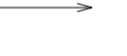



CONCRETE SYMBOLS

	REINFORCING TYPE
	CONCRETE IN CROSS SECTION
	EXISTING CONCRETE IN CROSS SECTION

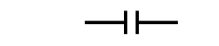










DEMOLITION SYMBOLS

	DEMOLISH FRAMING
	DEMOLISH SLAB

GENERAL SYMBOLS

	GRID BUBBLE
	SURFACE - SLOPE UP
	SURFACE - STEPPED
	SURFACE - SLOPE DOWN
	SURFACE - SLOPE TWO WAYS
	UNDISTURBED SOIL, COMPACTED SOIL, BACKFILL, OR ANY PREPARED SUBGRADE. SEE SPECIFICATIONS FOR TYPE OF MATERIAL AND PREPARATION METHOD.
	PLAN NORTH
	STANDARD SECTION CUTS
	BUILDING SECTION CUTS
	ELEVATION OF WALL OR FRAME
	SPOTELEVATION: TOP OF PLYWOOD TOP OF CONCRETE
	TOP OF CONCRETE ELEVATION
	REFERENCE ELEVATION. REFER TO PLAN UNLESS NOTED OTHERWISE.
	ELEVATION OF LEVEL
	WORKPOINT
	DIRECTION OF DOWNWARD SLOPE
	DIRECTION OF SPAN
	EXISTING FRAMING

WOOD SYMBOLS

	HINGE CONNECTION
	ENGINEERED LUMBER SECTION (PSL, LSL, LVL)
	SOLID WOOD SECTION
	SOLID WOOD BLOCKING SECTION
	BUNDLED STUDS, WOOD POST
	PLYWOOD SECTION
	BEAM / GIRDER / JOIST
	WALL ABOVE THIS LEVEL WITH HEADER BELOW
	WALL BELOW THIS LEVEL WITH HEADER BELOW
	WALL ABOVE THIS LEVEL
	WALL BELOW THIS LEVEL



THOMAS
architecture studios

525 COLUMBIA ST. | OLYMPIA, WA 98501
360.915.8775 | tasolympia.com



1601 Fifth Avenue, Suite 1600
Seattle, WA 98101
206.622.5822
kpff.com

LEWIS COUNTY FIRE DISTRICT #3
MOSSYROCK FIRE STATION
137 E MAIN ST, MOSSYROCK, WA 98564

Project No: 2000094
CONSTRUCTION DOCUMENTS
MARCH 9, 2020

STRUCTURAL
ABBREVIATIONS
AND SYMBOLS

S-003

All material herein constitutes the original and unpublished work of the architect and may not be used, duplicated, or disclosed without the written consent of the architect. Copyright © 2020 by Thomas Architecture Studio. All rights reserved.

STATEMENT OF STRUCTURAL SPECIAL INSPECTIONS AND TESTING



525 COLUMBIA ST. | OLYMPIA, WA 98501
360.915.8775 | tasolympia.com



1601 Fifth Avenue, Suite 1600
Seattle, WA 98101
206.622.5822
kpff.com

LEWIS COUNTY FIRE DISTRICT #3
MOSSYROCK FIRE STATION
137 E MAIN ST, MOSSYROCK, WA 98564

Project No: 2000094
CONSTRUCTION DOCUMENTS
MARCH 9, 2020

STATEMENT OF
SPECIAL
INSPECTIONS

S-004

All material herein constitutes the original and unpublished work of the architect and may not be used, duplicated, or disclosed without the written consent of the architect. Copyright © 2020 by Thomas Architecture Studio. All rights reserved.

TABLE 1 - REQUIRED GEOTECHNICAL SPECIAL INSPECTIONS					
SYSTEM OR MATERIAL	INSPECTION				REMARKS
	IBC CODE REFERENCE	CODE OR STANDARD REFERENCE	FREQUENCY (NOTE 6)		
			CONTINUOUS	PERIODIC	
SOILS					
VERIFY MATERIALS BELOW SHALLOW FOUNDATIONS ARE ADEQUATE TO ACHIEVE THE DESIGN BEARING CAPACITY.	TB 1705.6 1705.6	GEOTECHNICAL REPORT	-	X	BY THE GEOTECHNICAL ENGINEER
VERIFY EXCAVATIONS ARE EXTENDED TO PROPER DEPTH AND HAVE REACHED PROPER MATERIAL.			-	X	
PERFORM CLASSIFICATION AND TESTING OF COMPACTED FILL MATERIALS.			-	X	
VERIFY USE OF PROPER MATERIALS, DENSITIES AND LIFT THICKNESSES DURING PLACEMENT AND COMPACTION OF COMPACTED FILL.			X	-	
PRIOR TO PLACEMENT OF COMPACTED FILL, INSPECT SUBGRADE AND VERIFY THAT SITE HAS BEEN PREPARED PROPERLY.			-	X	

TABLE 2 - REQUIRED STRUCTURAL SPECIAL INSPECTIONS					
SYSTEM OR MATERIAL	INSPECTION				REMARKS
	IBC CODE REFERENCE	CODE OR STANDARD REFERENCE	FREQUENCY (NOTE 6)		
			CONTINUOUS	PERIODIC	
FABRICATION					
INSPECTION IN FABRICATION SHOP	1704.2.5	-	-	-	WHERE FABRICATION OF STRUCTURAL, LOAD-BEARING OR LATERAL LOAD-RESISTING MEMBERS OR ASSEMBLIES IS BEING PERFORMED ON THE PREMISES OF A FABRICATOR'S SHOP, SPECIAL INSPECTION OF THE FABRICATED ITEMS SHALL BE AS REQUIRED BY TABLE 2 AND AS REQUIRED ELSEWHERE IN THE STATEMENT OF SPECIAL INSPECTIONS. REFERENCE SECTION 1704.2.5.1 FOR APPROVED FABRICATOR EXCEPTION.
CONCRETE					
INSPECT REINFORCEMENT, INCLUDING EMBEDMENTS AND VERIFY PLACEMENT.	TB 1705.3(1) 1705.3 1908.4	ACI 318: 20, 25.2-25.3, 26.6.1-26.6.3, 26.8, 26.13.3; AISC 360: N5.7	-	X	TOLERANCE AND REINFORCING PLACEMENT PER ACI 318: 26.6
INSPECT ANCHORS CAST IN CONCRETE	WAC 51-50-1705	ACI 318 17.8.2; AISC 360: N5.7	-	X	ALL ANCHORS SHALL BE VISUALLY INSPECTED
VERIFY USE OF REQUIRED DESIGN MIX.	TB 1705.3(5) 1705.3 1904 1908.2 1908.3	ACI 318: 19, 26.4.3-26.4.4, 26.13.3	-	X	-
PRIOR TO CONCRETE PLACEMENT, FABRICATE SPECIMENS FOR STRENGTH TESTS, PERFORM SLUMP AND AIR CONTENT TESTS, AND DETERMINE THE TEMPERATURE OF THE CONCRETE.	TB 1705.3(6) 1908.10	ASTM C 172 ASTM C 31 ACI 318: 26.4, 26.12	X	-	-
INSPECT CONCRETE PLACEMENT FOR PROPER APPLICATION TECHNIQUES.	TB 1705.3(7) 1705.3 1908.6-8	ACI 318: 26.5, 26.13.3	X	-	-
VERIFY CURING METHOD AND DURATION OF CURING FOR EACH MEMBER.	-	ACI 318: 26.13.3.3(b)	-	X	-
VERIFY MAINTENANCE OF SPECIFIED CURING TEMPERATURE AND TECHNIQUES.	TB 1705.3(8) 1705.3 1908.9	ACI 318: 26.5.3-26.5.5, 26.13.3	-	X	-
INSPECT FORMWORK FOR SHAPE, LOCATION AND DIMENSIONS OF THE CONCRETE MEMBER BEING FORMED.	TB 1705.3(12) 1705.3	ACI 318: 26.11.1.2(b)	-	X	-
INSPECT REINFORCING STEEL MECHANICAL COUPLERS, TERMINATORS AND FORM SAVERS	-	ICC/IAPMO EVALUATION REPORTS	-	X	VISUALLY INSPECT FOR CORRECT ASSEMBLY AND LOCATION

SYSTEM OR MATERIAL	INSPECTION				REMARKS
	IBC CODE REFERENCE	CODE OR STANDARD REFERENCE	FREQUENCY (NOTE 6)		
			CONTINUOUS	PERIODIC	
WOOD					
FABRICATION OF PREFABRICATED STRUCTURAL ELEMENTS	1704.2.5	-	-	X	REFER TO INSPECTION IN FABRICATION SHOP REQUIREMENTS
PREFABRICATED WOOD SHEAR PANELS	1703.4 1705.1.1(3)	ICC/IAPMO EVALUATION REPORT	-	X	SPECIAL INSPECTIONS APPLY TO HOLD-DOWN ANCHOR SIZE AND PLACEMENT, INCLUDING EMBEDMENT LENGTH, SPACING, AND EDGE DISTANCE

TABLE 2A - REQUIRED STRUCTURAL SPECIAL INSPECTIONS FOR SEISMIC RESISTANCE					
SYSTEM OR MATERIAL	INSPECTION				REMARKS
	IBC CODE REFERENCE	CODE OR STANDARD REFERENCE	FREQUENCY (NOTE 6)		
			CONTINUOUS	PERIODIC	
GENERAL					
SEISMIC FORCE-RESISTING SYSTEMS (SFRS) IN STRUCTURES ASSIGNED TO SEISMIC DESIGN CATEGORY C, D, E OR F	1704.3.2 1705.12	-	X	-	REFERENCE GENERAL STRUCTURAL NOTES FOR OUTLINE OF SFRS SYSTEM. REFERENCE TABLE 2A FOR MATERIAL SPECIFIC INSPECTION REQUIREMENTS.
DESIGNATED SEISMIC SYSTEMS (SECONDARY) IN STRUCTURES ASSIGNED TO SEISMIC DESIGN CATEGORY C, D, E OR F	-	-	X	-	REFERENCE TABLE N1 AND N2 FOR INSPECTION REQUIREMENTS.
WOOD					
CONNECTIONS FOR DRAG STRUTS, BRACING, AND SHEAR WALL ANCHORAGE AND HOLD-DOWNS	-	-	-	X	ALL CONNECTIONS VISUALLY INSPECTED
FASTENING OF DIAPHRAGM AND SHEAR WALL SHEATHING WITH EDGE NAILING 4 INCHES ON CENTER OR LESS	-	-	-	X	ALL FASTENING VISUALLY INSPECTED. NOT REQUIRED WHERE THE FASTENER SPACING IS MORE THAN 4 INCHES ON CENTER

TABLE 2B - REQUIRED STRUCTURAL SPECIAL INSPECTIONS FOR WIND RESISTANCE					
SYSTEM OR MATERIAL	INSPECTION				REMARKS
	IBC CODE REFERENCE	CODE OR STANDARD REFERENCE	FREQUENCY (NOTE 6)		
			CONTINUOUS	PERIODIC	
GENERAL					
INSPECT FASTENING OF ROOF DECK, ROOF FRAMING CONNECTIONS, WALL CONNECTIONS TO ROOF AND FLOOR DIAPHRAGMS AND FRAMING.	1705.11.3	-	-	X	-
WOOD					
CONNECTIONS FOR DRAG STRUTS, BRACING, AND SHEAR WALL ANCHORAGE AND HOLD-DOWNS	-	-	-	X	ALL CONNECTIONS VISUALLY INSPECTED
FASTENING OF DIAPHRAGM AND SHEAR WALL SHEATHING WITH EDGE NAILING 4 INCHES ON CENTER OR LESS	-	-	-	X	ALL FASTENING VISUALLY INSPECTED. NOT REQUIRED WHERE THE FASTENER SPACING IS MORE THAN 4 INCHES ON CENTER

TABLE 3 - REQUIRED STRUCTURAL TESTING					
SYSTEM OR MATERIAL	TESTING				REMARKS
	IBC CODE REFERENCE	CODE OR STANDARD REFERENCE	FREQUENCY		
			CONTINUOUS	PERIODIC	
GEOTECHNICAL					
FILL IN-PLACE DENSITY OR PREPARED SUBGRADE DENSITY	-	VARIABLES; MINIMUM PER IBC APPENDIX J107.5	-	X	BY THE GEOTECHNICAL ENGINEER
MATERIAL VERIFICATION	1705.6	VARIABLES; CLASSIFICATION AND TESTING OF CONTROLLED FILL MATERIALS	-	X	BY THE GEOTECHNICAL ENGINEER
TEST PILES	-	-	-	-	BY THE GEOTECHNICAL ENGINEER

STATEMENT OF STRUCTURAL SPECIAL INSPECTIONS AND TESTING - CONTINUED

SYSTEM OR MATERIAL	TESTING			REMARKS
	IBC CODE REFERENCE	CODE OR STANDARD REFERENCE	FREQUENCY	
			CONTINUOUS	
CONCRETE				
COMPOSITE SAMPLES	1903 1705.3	ASTM C 172 ACI 318: 26.12	ONE SAMPLE FOR EA 150 CY NOR LESS THAN 5,000 SQ FT OF SLABS AND WALLS, ONE SET PER DAY MIN	OBTAIN WHEN FRESH CONCRETE IS PLACED FOR EACH MIX DESIGN USED
CONCRETE STRENGTH, UNO		ASTM C 39 ACI 318: 26.12	EACH SAMPLE: 1 CYL - 7 DAYS 3 CYL - TEST AGE 1 CYL - HOLD	(NOTE 9) REFER TO GENERAL NOTES FOR TEST AGE. FOR 6 BY 12-INCH CYLINDERS, 2 CYLINDERS AT TEST AGE IS PERMITTED. CYL = CYLINDER
CONCRETE SLUMP		ASTM C 143	ONE TEST PER COMPOSITE SAMPLE	AT POINT OF PLACEMENT
CONCRETE AIR CONTENT		ASTM C 231	ONE TEST PER COMPOSITE SAMPLE	MIN ONE PER DAY
CONCRETE TEMPERATURE		ASTM C 1064	ONE TEST PER COMPOSITE SAMPLE	ONE TEST PER HOUR WHEN AIR TEMP IS BELOW 40 DEG F OR ABOVE 80 DEG F

STATEMENT OF SPECIAL INSPECTION AND TESTING NOTES:

- SPECIAL INSPECTIONS SHALL CONFORM TO CHAPTER 17 OF THE INTERNATIONAL BUILDING CODE (IBC) AND THE REFERENCE CODES AND STANDARDS LISTED IN NOTE 2. REFER TO TABLES 1 AND 2 FOR SPECIAL INSPECTION AND TABLES 3 AND 4 FOR TESTING REQUIREMENTS.
- REFERENCE CODES AND STANDARDS ARE AS FOLLOWS:
IBC 2015
ACI 318-14
AWC SDPWS 2015
AWS CURRENT EDITION
ASTM CURRENT EDITION
RCSC 2009
- SPECIAL INSPECTIONS AND ASSOCIATED TESTING SHALL BE PERFORMED BY AN APPROVED QUALIFIED TESTING AND INSPECTING AGENCY MEETING THE REQUIREMENTS OF ASTM E 329 (MATERIALS), ASTM D 3740 (SOILS), ASTM C 1077 (CONCRETE), AND ASTM E 543 (NON-DESTRUCTIVE). THE TESTING AND INSPECTING AGENCY SHALL FURNISH TO THE STRUCTURAL ENGINEER AND ARCHITECT A COPY OF THEIR SCOPE OF ACCREDITATION. SPECIAL INSPECTORS SHALL BE CERTIFIED BY THE BUILDING OFFICIAL. WELDING INSPECTORS SHALL BE QUALIFIED PER SECTION 6.1.4.1.1 OF AWS D1.1.
- THE SPECIAL INSPECTOR SHALL OBSERVE THE INDICATED WORK FOR COMPLIANCE WITH THE APPROVED CONSTRUCTION DOCUMENTS. ALL DISCREPANCIES SHALL BE BROUGHT TO THE ATTENTION OF THE CONTRACTOR FOR CORRECTION AND NOTED IN THE INSPECTION REPORTS. ISSUES REQUIRING IMMEDIATE CORRECTIVE ACTIONS OR ENGINEERING INPUT ARE TO BE BROUGHT TO THE ENGINEER'S ATTENTION IMMEDIATELY UPON DISCOVERY.
- THE SPECIAL INSPECTOR SHALL FURNISH INSPECTION REPORTS FOR EACH INSPECTION TO THE BUILDING OFFICIAL, STRUCTURAL ENGINEER, ARCHITECT, CONTRACTOR, AND OWNER. THE TESTING AND INSPECTING AGENCY SHALL SUBMIT A FINAL REPORT STATING THAT THE WORK REQUIRING SPECIAL INSPECTION WAS INSPECTED AND IS IN CONFORMANCE WITH THE APPROVED CONSTRUCTION DOCUMENTS AND THAT ALL DISCREPANCIES NOTED IN THE INSPECTION REPORTS HAVE BEEN CORRECTED.
- CONTINUOUS SPECIAL INSPECTION: SPECIAL INSPECTION BY THE SPECIAL INSPECTOR WHO IS PRESENT WHEN AND WHERE THE WORK TO BE INSPECTED IS BEING PERFORMED. PERIODIC SPECIAL INSPECTION: SPECIAL INSPECTION BY THE SPECIAL INSPECTOR WHO IS INTERMITTENTLY PRESENT WHERE THE WORK TO BE INSPECTED HAS BEEN OR IS BEING PERFORMED.
- WHERE PERIODIC INSPECTION IS ALLOWED IN ACCORDANCE WITH THE ANCHOR ICC/IAPMO EVALUATION REPORT, INSPECTIONS SHALL BE AS FOLLOWS:
- FOR ALL ANCHORS, PRIOR TO CONCEALMENT, VERIFY: ANCHOR TYPE, ANCHOR DIMENSIONS, ANCHOR SPACING AND EDGE DISTANCE.
- FOR EACH ANCHOR TYPE AND SIZE, INSPECTOR SHALL BE ONSITE TO CONTINUOUSLY INSPECT A MINIMUM OF THE FIRST 10 ANCHORS INSTALLED BY EACH INSTALLER FOR CONFORMANCE WITH ICC/IAPMO EVALUATION REPORT. PROVIDED ALL ANCHORS ARE INSTALLED CORRECTLY PER MANUFACTURER'S INSTRUCTIONS, PROVIDE PERIODIC INSPECTION ON A MINIMUM OF 10% OF THE NEXT 1000 ANCHORS BY EACH INSTALLER AND A MINIMUM OF 5% OF THE REMAINING ANCHORS BY EACH INSTALLER. INSPECTIONS SHALL OCCUR A MINIMUM OF ONCE PER WEEK AT A RANDOM TIME WHILE ANCHOR INSTALLATION IS ONGOING. ANY NON-COMPLIANCE ISSUES SHALL RESET THE INSPECTION REQUIREMENTS TO TEN (10) CONTINUOUS INSPECTIONS. NON-COMPLIANT ANCHORS SHALL BE BROUGHT TO THE ATTENTION OF THE ENGINEER OF RECORD FOR REVIEW AND SHALL BE BROUGHT INTO COMPLIANCE BY EITHER TESTING OR RE-INSTALLATION.
- INSPECTION REPORTS SHALL IDENTIFY NAMES OF INSTALLERS.
- SPECIAL INSPECTOR SHALL PROVIDE DOCUMENTATION AT THE END OF ANCHOR INSTALLATIONS STATING THAT THE MINIMUM NUMBER OF ANCHORS WERE INSPECTED.
- OBSERVE: OBSERVE THESE ITEMS ON A RANDOM BASIS. OPERATIONS NEED NOT BE DELAYED PENDING THESE INSPECTIONS. PERFORM: PERFORM THESE TASKS FOR EACH ELEMENT.
- INDICATED CONCRETE TESTING MEETS MINIMUM REQUIREMENTS FOR STRUCTURAL TESTING TO BE PROVIDED BY THE APPROVED QUALIFIED TESTING AND INSPECTING AGENCY. ADDITIONAL TESTING FOR CONSTRUCTION CONSIDERATIONS ARE NOT INDICATED AND SHALL BE DETERMINED BY THE CONTRACTOR AND PROVIDED AT CONTRACTOR'S EXPENSE.



THOMAS
architecture studios

525 COLUMBIA ST. | OLYMPIA, WA 98501
360.915.8775 | tasolympia.com



1601 Fifth Avenue, Suite 1600
Seattle, WA 98101
206.622.5822
kpff.com

LEWIS COUNTY FIRE DISTRICT #3
MOSSYROCK FIRE STATION
137 E MAIN ST, MOSSYROCK, WA 98564

Project No: 2000094
CONSTRUCTION DOCUMENTS
MARCH 9, 2020

**STATEMENT OF
SPECIAL
INSPECTIONS**

S-005

All material herein constitutes the original and unpublished work of the architect and may not be used, duplicated, or disclosed without the written consent of the architect. Copyright © 2020 by Thomas Architecture Studio. All rights reserved.



THOMAS
architecture studios

525 COLUMBIA ST. | OLYMPIA, WA 98501
360.915.8775 | tasolympia.com



1601 Fifth Avenue, Suite 1600
Seattle, WA 98101
206.622.5822
kpff.com

LEWIS COUNTY FIRE DISTRICT #3
MOSSYROCK FIRE STATION
137 E MAIN ST, MOSSYROCK, WA 98564

Project No: 2000094
CONSTRUCTION DOCUMENTS
MARCH 9, 2020

1 REVISION 1 06/11/2020

FOUNDATION
PLAN

S-201

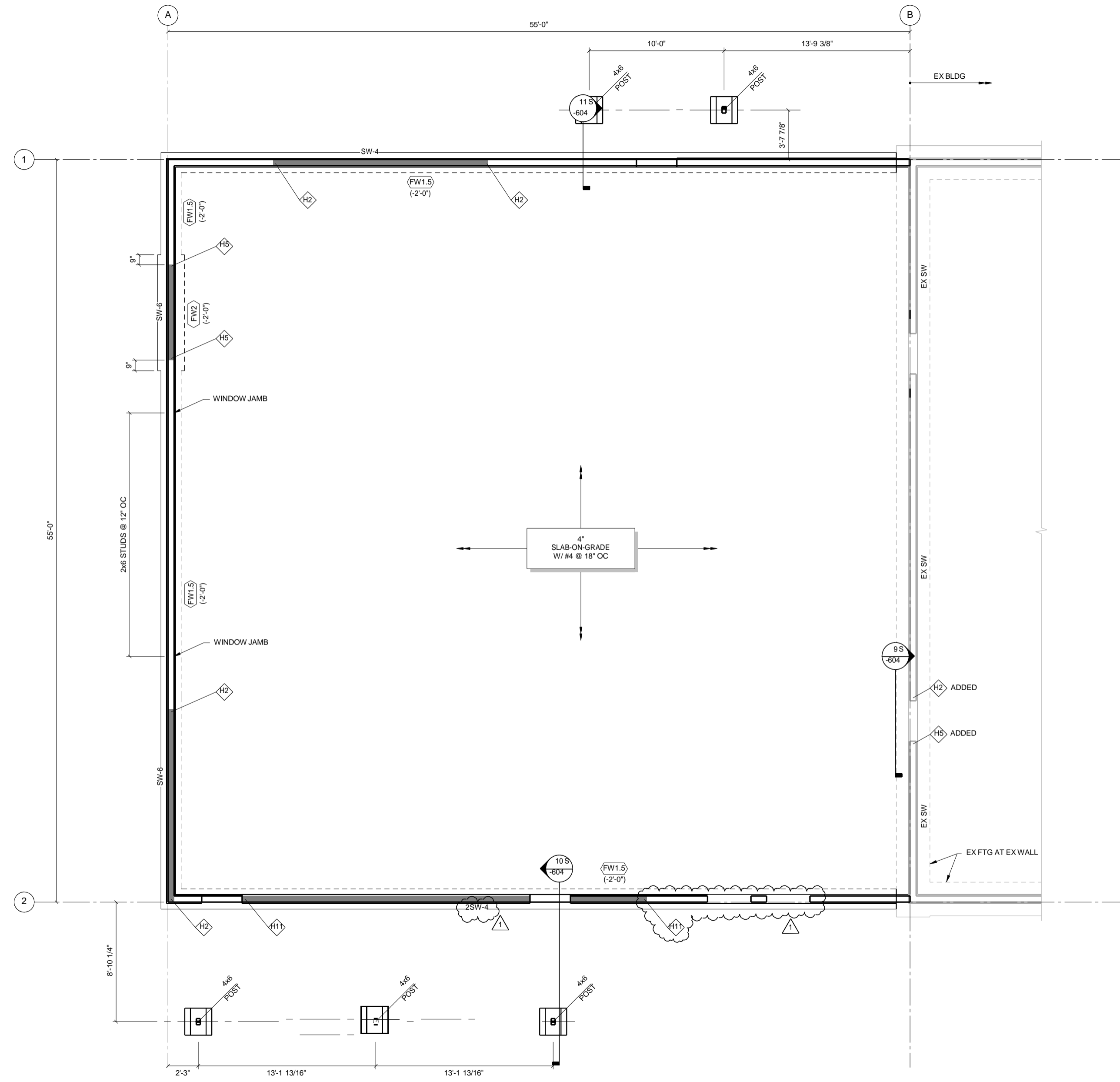
All material herein constitutes the original and unpublished work of the architect and may not be used, duplicated, or disclosed without the written consent of the architect. Copyright © 2020 by Thomas Architecture Studio. All rights reserved.

GENERAL PLAN NOTES:

- G1. REFERENCE DRAWINGS:
S0.0X - STRUCTURAL NOTES, SPECIAL INSPECTION SCHEDULE, SYMBOLS AND ABBREVIATIONS
S4.0X - TYPICAL CONCRETE DETAILS
S6.0X - TYPICAL WOOD DETAILS
- G2. ONLY STRUCTURAL WALLS ARE INDICATED. ARCHITECTURAL DRAWINGS HAVE BEEN SHOWN SCREENED BACK FOR REFERENCE AND TO SHOW NON-STRUCTURAL WALL LOCATIONS.
- G3. DIMENSIONS SHOWN TO WALLS ARE TO FACE OF CONCRETE OR FACE OF WOOD STUDS. DIMENSIONS SHOWN TO BEAMS ARE TO CENTERLINE, UNO.

FOUNDATION PLAN NOTES:

- F1. (FWX) INDICATES FOOTING TYPE. SEE SCHEDULE 12/S-401.
- F2. (XX'-X") INDICATES BOTTOM OF FOOTING ELEVATION. REFERENCE ELEVATION 0'-0" CORRESPONDS TO ELEVATION 689.00 FEET.
- F3. SW-X INDICATES WOOD SHEAR WALL. SEE SCHEDULE 7/S-601.
- F4. CONTRACTOR TO SUBMIT SLAB CONTROL JOINT LAYOUT TO ARCHITECT FOR APPROVAL PRIOR TO SLAB CONSTRUCTION. SEE 7/S-401.
- F5. SHEAR WALL EXTENTS WHERE INDICATED ARE TO BE FROM JAMB TO JAMB OF ADJACENT DOORS AND WINDOWS, UNO. REFER TO ARCHITECTURAL DRAWINGS FOR CURB DIMENSIONS.
- F6. SEE S-401 FOR TYPICAL FOOTING DETAILS.
- F7. STUD WALLS TO BE 2x6 @ 16" OC, UNO.
- F8. SEE ARCHITECTURAL DRAWINGS FOR SLAB JOINTING.
- F9. TOP OF SLAB ELEVATION TO MATCH EXISTING.



FOUNDATION PLAN
1/4" = 1'-0"





THOMAS
architecture studios

525 COLUMBIA ST. | OLYMPIA, WA 98501
360.915.8775 | tasolympia.com



1601 Fifth Avenue, Suite 1600
Seattle, WA 98101
206.622.5822
kpff.com

LEWIS COUNTY FIRE DISTRICT #3
MOSSYROCK FIRE STATION
137 E MAIN ST, MOSSYROCK, WA 98564

Project No: 2000094
CONSTRUCTION DOCUMENTS
MARCH 9, 2020

1 REVISION 1 06/11/2020

ROOF FRAMING
PLAN

S-202

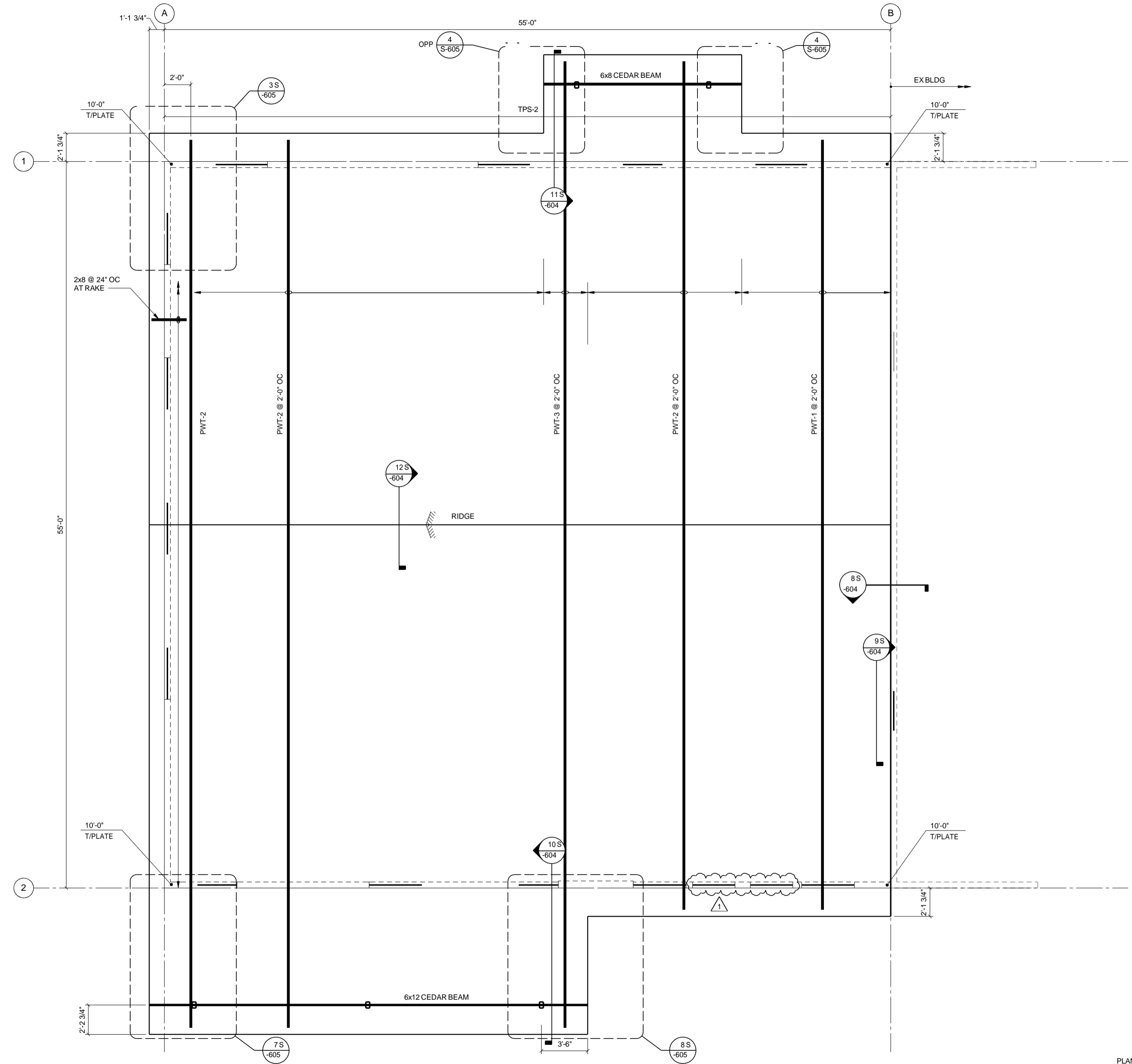
All material herein constitutes the original and unpublished work of the architect and may not be used, duplicated, or disclosed without the written consent of the architect. Copyright © 2020 by Thomas Architecture Studio. All rights reserved.

GENERAL PLAN NOTES:

- G1. REFERENCE DRAWINGS:
S0.0X - STRUCTURAL NOTES, SPECIAL INSPECTION SCHEDULE, SYMBOLS AND ABBREVIATIONS
S4.0X - TYPICAL CONCRETE DETAILS
S6.0X - TYPICAL WOOD DETAILS
- G2. ONLY STRUCTURAL WALLS ARE INDICATED. ARCHITECTURAL DRAWINGS HAVE BEEN SHOWN SCREENED BACK FOR REFERENCE AND TO SHOW NON-STRUCTURAL WALL LOCATIONS.
- G3. DIMENSIONS SHOWN TO WALLS ARE TO FACE OF CONCRETE OR FACE OF WOOD STUDS. DIMENSIONS SHOWN TO BEAMS ARE TO CENTERLINE, UNO.

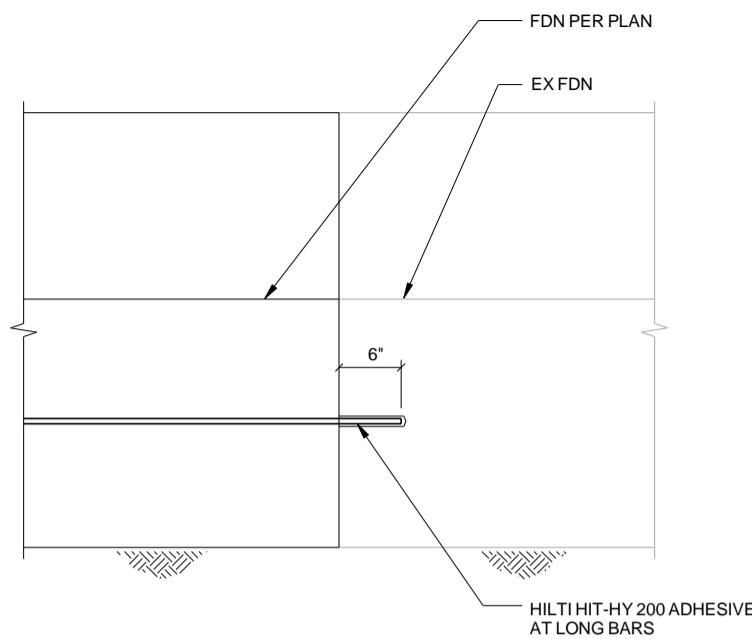
WOOD FRAMING PLAN NOTES:

- W1. SEE THE ARCHITECTURAL DRAWINGS FOR WALL TYPES AND FOR NON-BEARING WALL LOCATIONS. WALL STUDS SHALL BE 2x6 @ 16" OC, UNO. SEE 2/S-601 FOR WALL STUD SIZE AND SPACING.
- W2. ROOF SHEATHING SHALL BE PER 11/S-601.
- W3. DIMENSIONS SHOWN ARE TO FACE OF STUD, UNO.
- W4. INDICATES HOLD-DOWN AND COMPRESSION STUDS PER 12/S-602.
- W5. INDICATES WOOD SHEAR WALL ABOVE PER 7/S-601.
- W6. INDICATES TOP PLATE SPLICE PER PROVIDE TPS-1, UNO.
- W7. SEE 3/S-603 FOR PREMANUFACTURED WOOD TRUSS LOADING INFORMATION.
- W8. TYPICAL HEADERS:
SPAN ≤ 4'-0" = 1.3E LSL 3 1/2"x7 1/4"



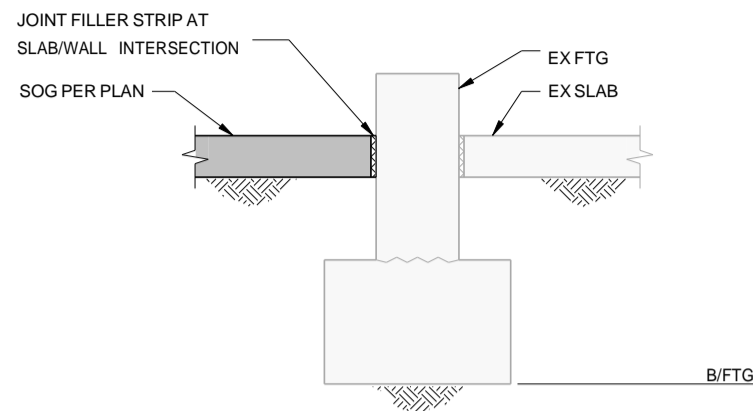
1 ROOF FRAMING PLAN
1/4" = 1'-0"





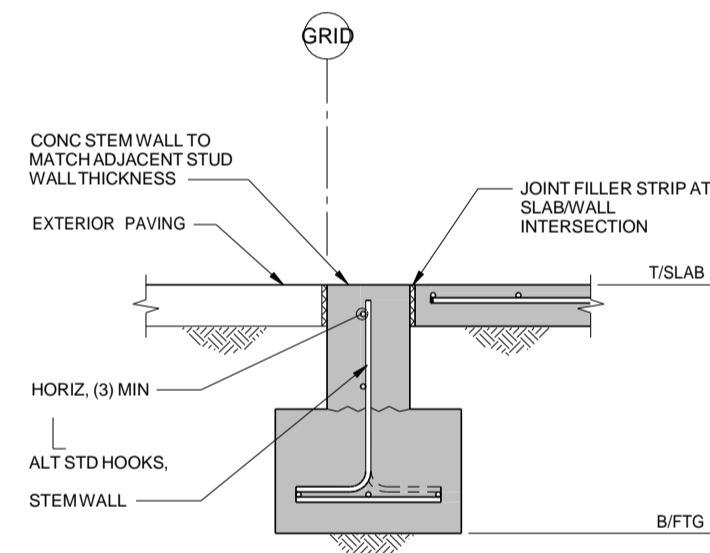
1 TYPICAL SECTION AT EXISTING FOOTING AND NEW FOOTING

1" = 1'-0"



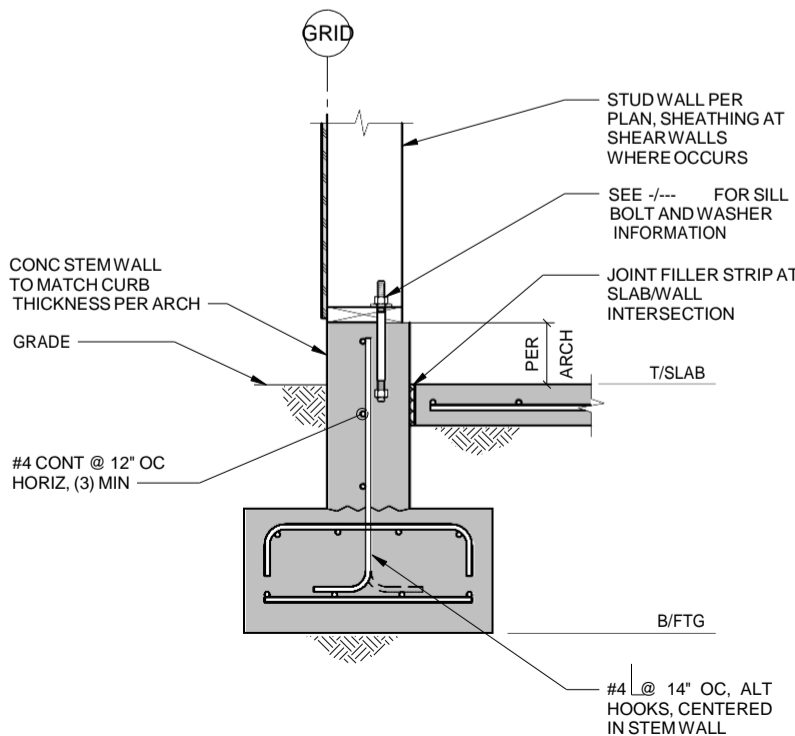
2 TYPICAL SECTION AT EXISTING FOOTING AND SLAB-ON-GRADE

1" = 1'-0"



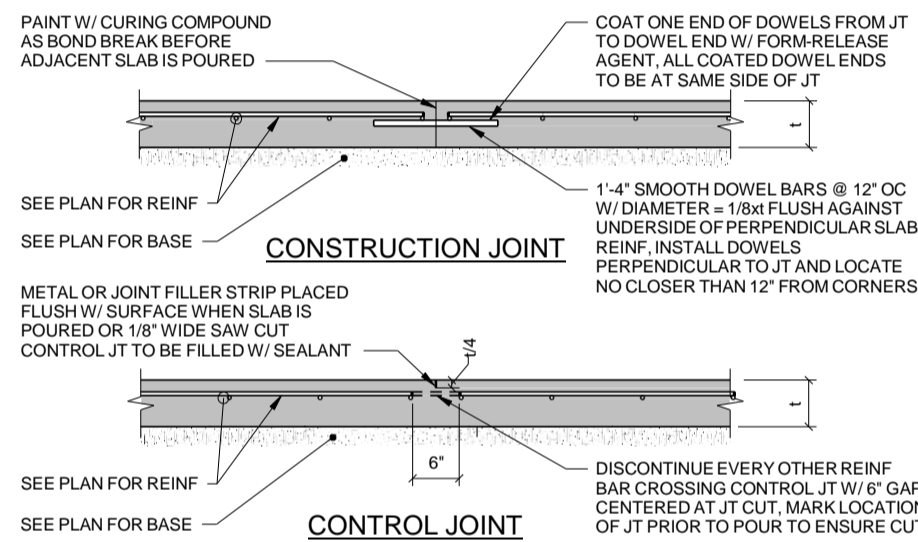
6 TYPICAL EXTERIOR SECTION AT DOOR

1" = 1'-0"



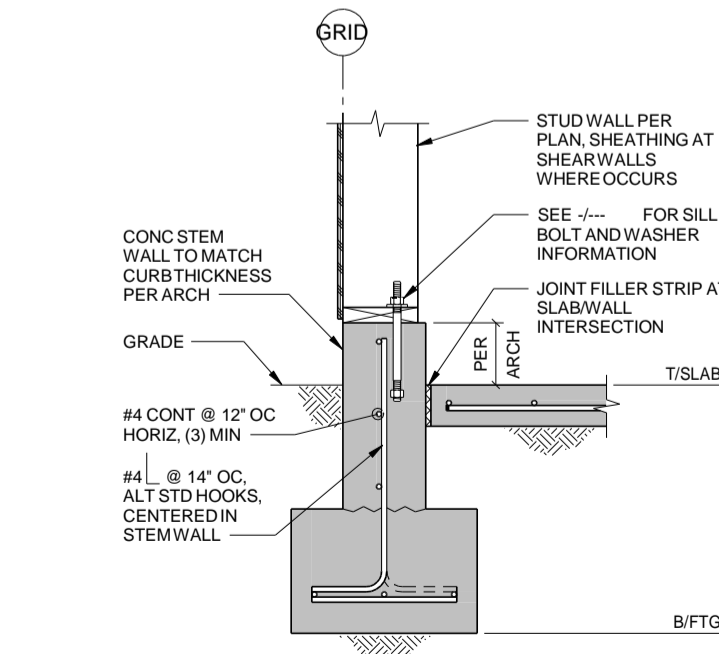
10 FW2 SECTION

1" = 1'-0"



7 TYPICAL SOG CONTROL AND CONSTRUCTION JOINTS

NO SCALE



11 TYPICAL EXTERIOR WALL SECTION

1" = 1'-0"

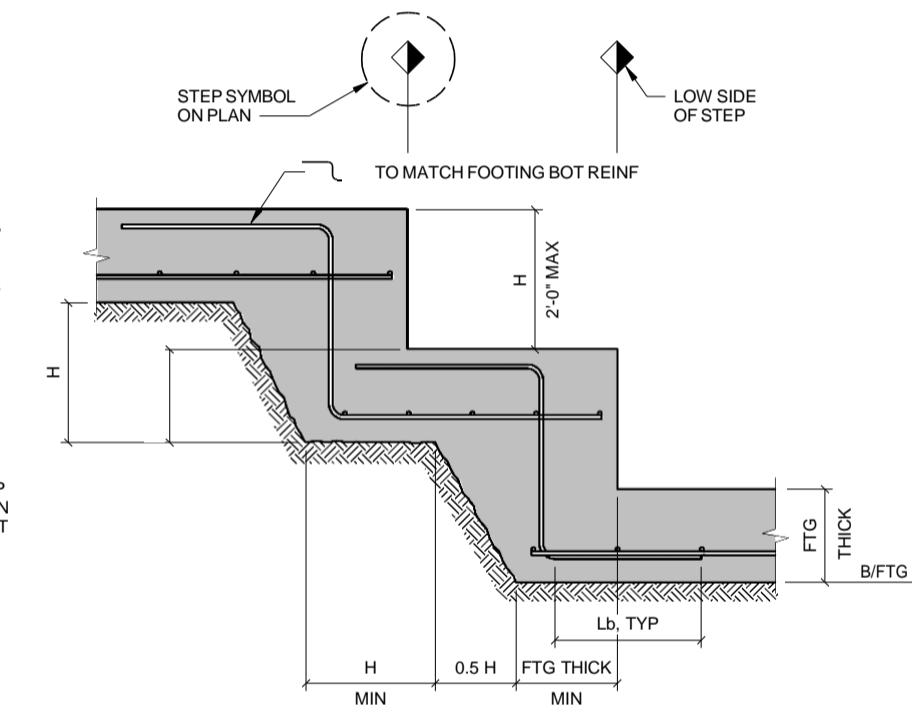
f _c = 3,000 PSI f _y = 60,000 PSI						f _c = 4,000 PSI f _y = 60,000 PSI					
SIZE	Ld	Ldt	Lb	Lbt	Ldh	SIZE	Ld	Ldt	Lb	Lbt	Ldh
#4	22 (33)	28 (43)	28 (43)	37 (56)	11	#4	19 (28)	25 (37)	25 (37)	32 (48)	9
#5	27 (41)	36 (53)	36 (53)	46 (69)	14	#5	24 (36)	31 (46)	31 (46)	40 (60)	12
#6	33 (49)	43 (64)	43 (64)	56 (83)	16	#6	28 (43)	37 (55)	37 (55)	48 (72)	14
#7	48 (72)	62 (93)	62 (93)	81 (121)	19	#7	42 (62)	54 (81)	54 (81)	70 (105)	17
#8	55 (82)	71 (107)	71 (107)	93 (139)	22	#8	47 (71)	62 (92)	62 (92)	80 (120)	19
#9	62 (93)	80 (120)	80 (120)	104 (157)	25	#9	54 (80)	70 (104)	70 (104)	90 (136)	21
#10	70 (104)	90 (136)	90 (136)	118 (176)	28	#10	60 (90)	78 (117)	78 (117)	102 (153)	24
#11	77 (116)	100 (151)	100 (151)	131 (196)	31	#11	67 (100)	87 (130)	87 (130)	113 (170)	27

- NOTES:
- USE THE LENGTHS IN THIS SCHEDULE, UNLESS NOTED OTHERWISE.
 - USE LENGTH IN () WHEN BAR COVER IS db OR LESS OR BAR CLEAR SPACING IS 2db OR LESS.
 - A TOP BAR IS A HORIZONTAL BAR WITH MORE THAN 12" OF FRESH CONCRETE CAST BELOW IT.

- ABBREVIATIONS
- db = BAR DIAMETER
 - Ld = TENSION DEVELOPMENT LENGTH
 - Ldt = TENSION DEVELOPMENT LENGTH FOR A TOP BAR
 - Lb = CLASS B LAP SPLICE LENGTH, 1.3 Ld
 - Lbt = CLASS B LAP SPLICE LENGTH FOR A TOP BAR, 1.3 Ldt
 - Ldh = TENSION DEVELOPMENT LENGTH FOR A STANDARD HOOK

4 DEVELOPMENT AND SPLICE LENGTH SCHEDULE

NO SCALE



8 TYPICAL STEPPED FOOTING DETAIL

NO SCALE

CONTINUOUS FOOTING SCHEDULE					
TYPE MARK	DIMENSIONS		REINFORCING		REFERENCE DETAIL
	WIDTH	DEPTH	TRANSVERSE	LONGITUDINAL	
FW1.5	1'-6"	1'-0"	#4 @ 12" OC BOT	(3) #4 BOT	11/S-401
FW2	2'-0"	1'-0"	#4 @ 12" OC T&B	(4) #4 T&B	10/S-401

12 CONTINUOUS FOOTING SCHEDULE

NO SCALE



525 COLUMBIA ST. | OLYMPIA, WA 98501
360.915.8775 | tasolympia.com



1601 Fifth Avenue, Suite 1600
Seattle, WA 98101
206.622.5822
kpff.com

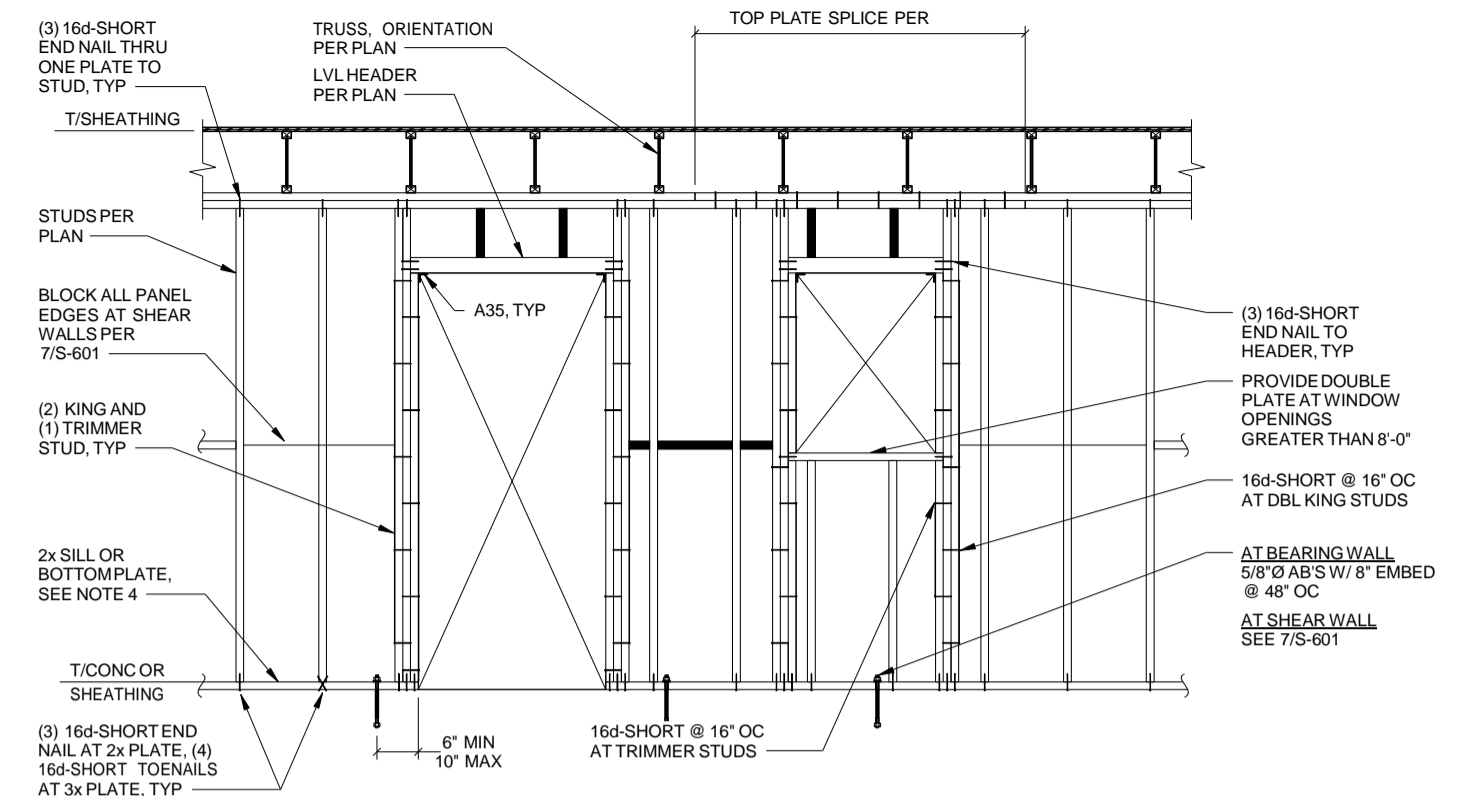
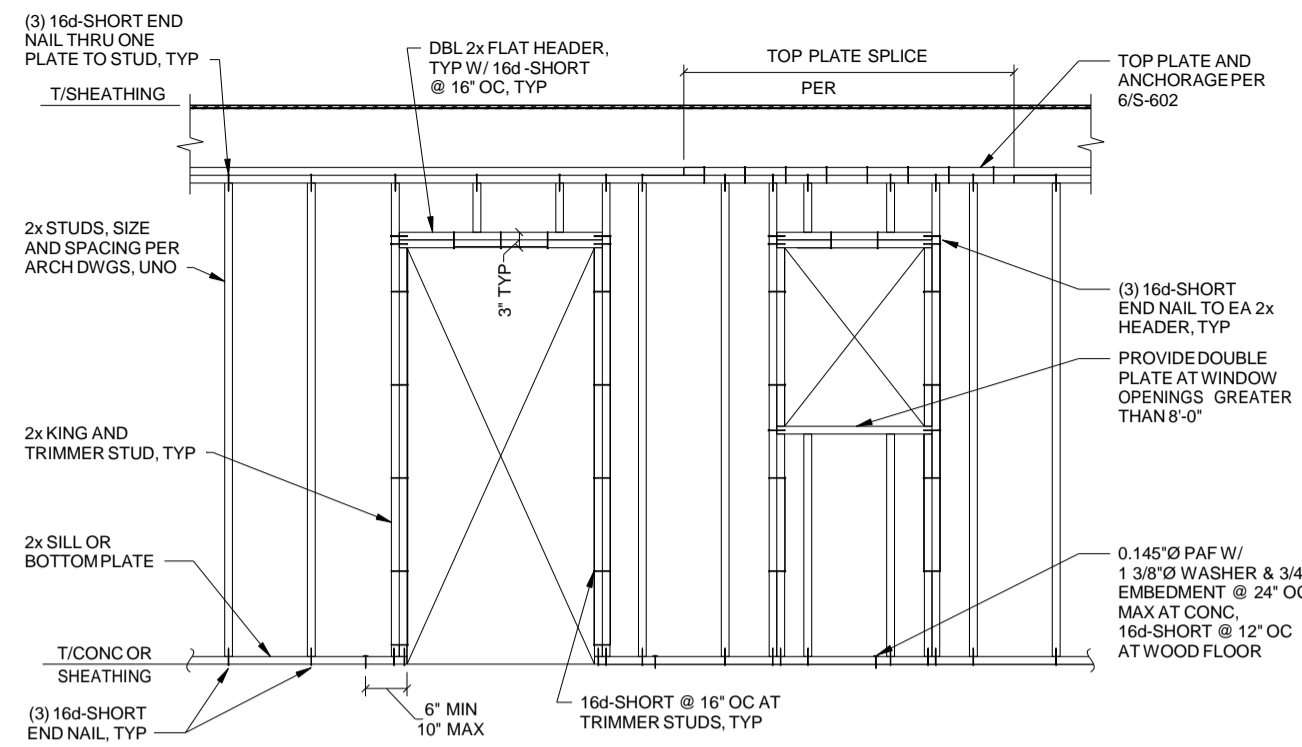
LEWIS COUNTY FIRE DISTRICT #3
MOSSYROCK FIRE STATION
137 E MAIN ST, MOSSYROCK, WA 98564

Project No: 2000094
CONSTRUCTION DOCUMENTS
MARCH 9, 2020

TYPICAL CONCRETE DETAILS

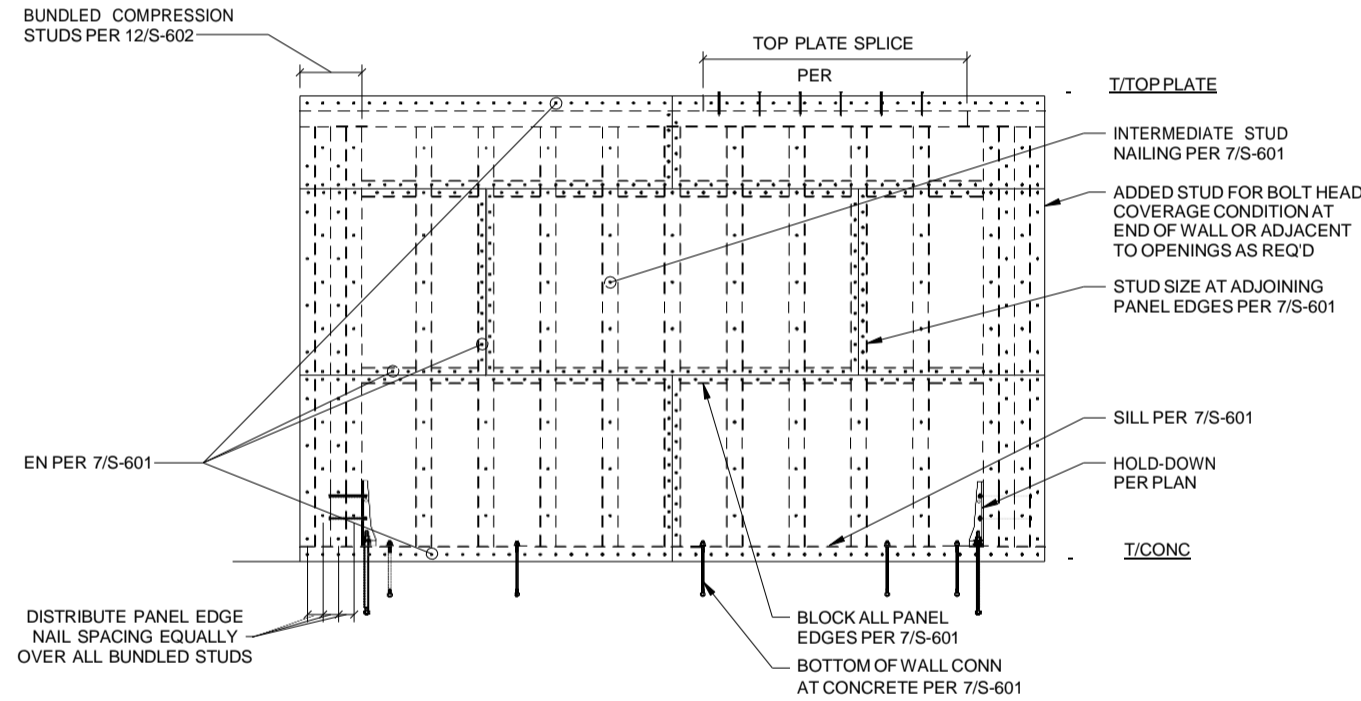
S-401

All material herein constitutes the original and unpublished work of the architect and may not be used, duplicated, or disclosed without the written consent of the architect. Copyright © 2020 by Thomas Architecture Studio. All rights reserved.

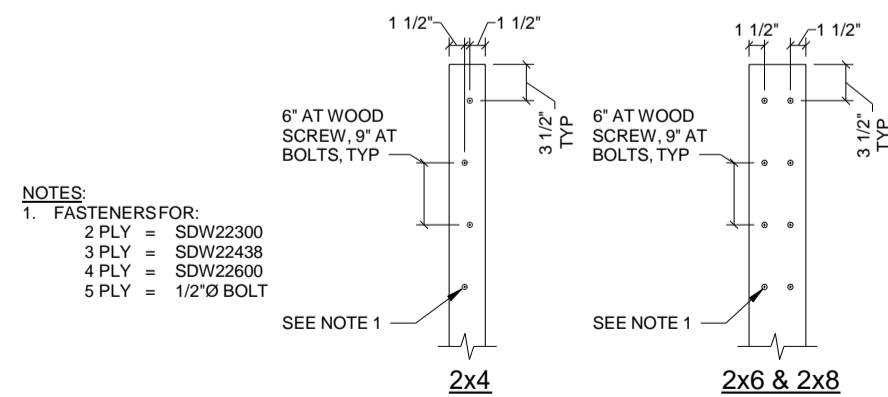


- NOTES (APPLIES TO ALL ELEVATIONS):
- FRAMING NAILING NOT SHOWN SHALL BE AS INDICATED IN TABLE 2304.10.1.
 - SILL PLATES TO BE PRESSURE-TREATED WHERE IN CONTACT WITH CONCRETE.
 - SEE -/- FOR SILL BOLT CONSTRUCTION.
 - INCREASE SILL PLATE SIZE TO 3x WHERE REQUIRED BY SHEAR WALL SCHEDULE PER 7/S-601.

2 TYPICAL STUD WALL FRAMING ELEVATION
NO SCALE



5 TYPICAL SHEAR WALL NAILING
NO SCALE



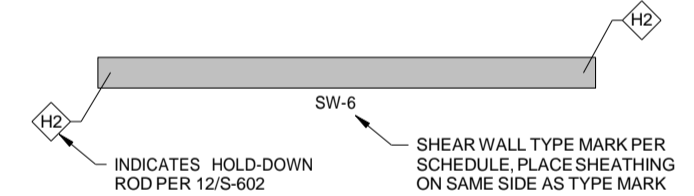
9 BUILT-UP COLUMN SCHEDULE
NO SCALE

WOOD SHEAR WALL SCHEDULE

ALL VALUES ARE BASED ON 2012 IBC AND SDPWS-08 FOR STRUCTURAL PANEL SHEAR WALL WITH FRAMING OF DOUGLAS FIR-LARCH

SHEAR WALL TYPE MARK	APA RATED SHEATHING THICKNESS	NUMBER OF SIDES OF SHEATHING	STUD OR BLOCKING SIZE AT ADJOINING PANEL EDGES	FASTENER SPACING AT WALL BOUNDARIES AND PANEL EDGES, SEE NOTE 9	FASTENER SPACING AT INTERMEDIATE STUDS	BOTTOM OF WALL CONNECTION		SEISMIC ALLOWABLE SHEAR (LBS/FT)
						AT CONCRETE, SEE NOTE 7	TOP OF WALL CONNECTION	
SW-6	15/32"	1	2x	6" OC	12" OC	5/8"Ø AB @ 48" OC	LTP4 @ 24" OC	310
SW-4	15/32"	1	3x	4" OC	12" OC	5/8"Ø AB @ 48" OC	LTP4 @ 16" OC	460
SW-2	15/32"	1	3x	2" OC	12" OC	5/8"Ø AB @ 24" OC	LTP4 @ 8" OC	770
2SW-4	15/32"	2	3x	4" OC	12" OC	5/8"Ø AB @ 24" OC	LTP4 @ 8" OC	920

- NOTES:
- SHEATHING NAIL SIZE SHALL BE 0.148"Ø WITH 1-1/2" MINIMUM PENETRATION INTO FRAMING.
 - REFERENCE STRUCTURAL NOTES FOR SHEATHING TYPE AND THICKNESS.
 - INSTALL SHEATHING PANELS EITHER HORIZONTALLY OR VERTICALLY.
 - PLATE WASHERS FOR SILL BOLTS SHALL BE PER 8/S-602.
 - WHERE NAIL SPACING IS LESS THAN 4" OC, STAGGER EDGE NAILING 1/2".
 - REFER TO 5/S-601 FOR SHEAR WALL NAILING DETAIL.
 - PRESSURE TREATED SILL PLATE SHALL BE 3x FRAMING.
 - USE NEAR EDGE SPACING WHEN ANCHOR BOLTS ARE WITHIN 12" OF A SLAB EDGE OR SHAFT OPENING, OR ARE PLACED IN A STEM WALL.
 - WALL BOUNDARIES INCLUDE TOP PLATE, BOTTOM PLATE, SILL PLATE, AND COMPRESSION STUDS, UNO.
 - FASTENER SPACING AT INTERMEDIATE MEMBERS SHALL BE 6" OC WHERE STUD SPACING IS 24" OC.
 - WHERE SHEATHING IS APPLIED ON BOTH SIDES OF WALL, PANEL EDGE JOINTS SHALL BE STAGGERED SO THAT JOINTS ON THE OPPOSITE SIDES ARE NOT LOCATED ON THE SAME STUD.
 - LTP4 FASTENERS MUST BE INSTALLED HORIZONTALLY AND NAIL SIZE SHALL BE 0.131"Ø WITH 2-1/2" MINIMUM PENETRATION INTO FRAMING.

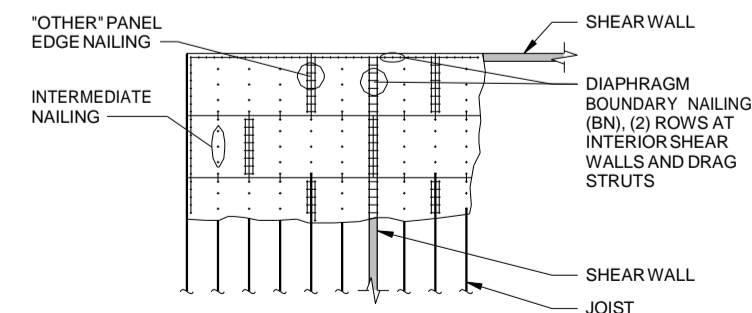


7 WOOD SHEAR WALL SCHEDULE
NO SCALE

ROOF DIAPHRAGM NAILING SCHEDULE

ALL VALUES ARE BASED ON 2015 IBC AND SDPWS-15 FOR STRUCTURAL PANEL DIAPHRAGMS WITH FRAMING OF DOUGLAS FIR-LARCH

LOCATION	SHEATHING CATEGORY	BLOCKING REQUIRED	MIN FRAMING AND BLKG WIDTH	NUMBER OF LINES OF FASTENERS	FASTENER SPACING				SEISMIC ALLOWABLE SHEAR (LBS/FT)
					DIAPHRAGM BOUNDARIES, SEE NOTE 3	CONTINUOUS PANEL EDGES	OTHER PANEL EDGES	INTERMEDIATE FRAMING MEMBERS	
ROOF	19/32	NO	2x	1	6" OC	6" OC	6" OC	12" OC	215



- NOTES:
- SHEATHING NAIL SIZE SHALL BE 0.148"Ø WITH 1-1/2" MINIMUM PENETRATION INTO FRAMING.
 - ORIENT SHEATHING PERPENDICULAR TO FLOOR/ROOF FRAMING. STAGGER SHEATHING.
 - DIAPHRAGM BOUNDARIES INCLUDE DIAPHRAGM PERIMETER, SHEAR WALLS, AND DRAG STRUTS INDICATED ON PLAN.

11 ROOF DIAPHRAGM NAILING SCHEDULE
NO SCALE



THOMAS
-architecture studios
525 COLUMBIA ST. | OLYMPIA, WA 98501
360.915.8775 | tasolympia.com



1601 Fifth Avenue, Suite 1600
Seattle, WA 98101
206.622.5822
kpff.com

LEWIS COUNTY FIRE DISTRICT #3
MOSSYROCK FIRE STATION
137 E MAIN ST, MOSSYROCK, WA 98564

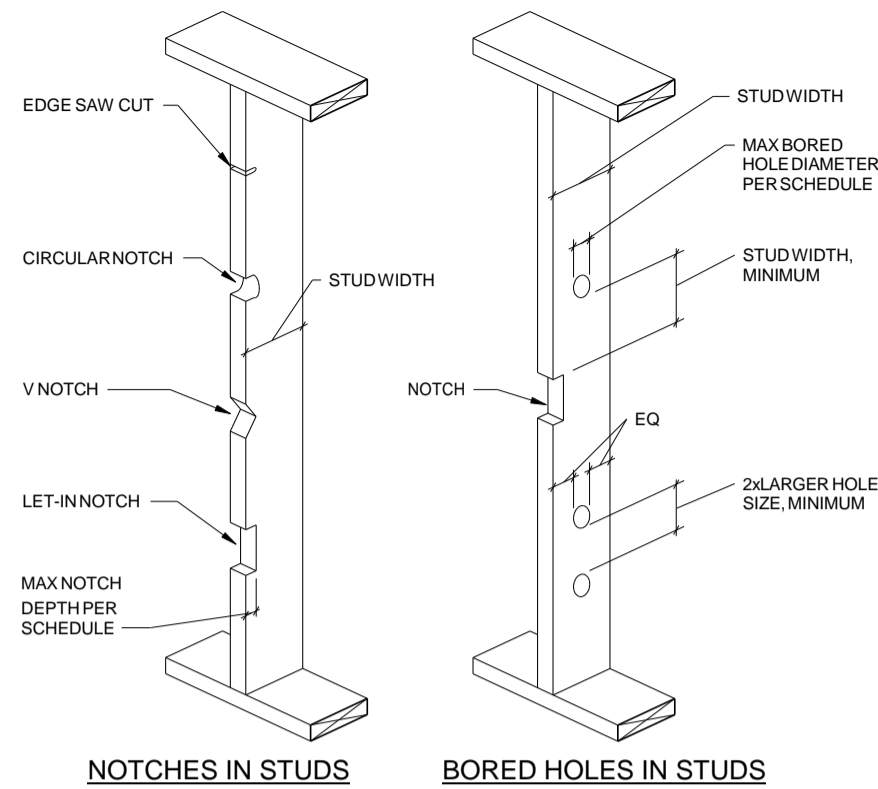
Project No: 2000094
CONSTRUCTION DOCUMENTS
MARCH 9, 2020

1 REVISION 1 06/11/2020

TYPICAL WOOD
DETAILS

S-601

All material herein constitutes the original and unpublished work of the architect and may not be used, duplicated, or disclosed without the written consent of the architect. Copyright © 2020 by Thomas Architecture Studio. All rights reserved.



NOTCHES IN STUDS

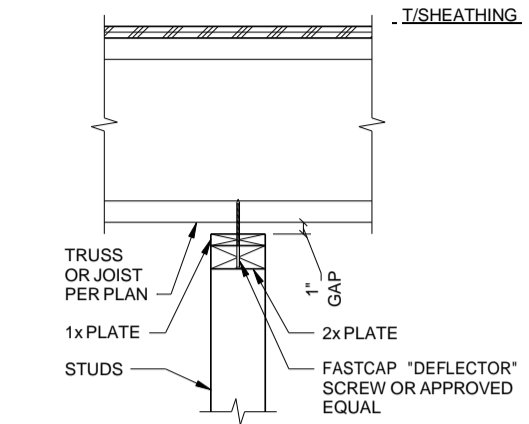
BORED HOLES IN STUDS

EXTERIOR/BEARING/SHEAR WALL STUD PENETRATION		
STUD SIZE	MAX NOTCH DEPTH	MAX BORED HOLE DIAMETER
2x4 & 3x4	7/8"	1 3/8"Ø
2x6 & 3x6	1 3/8"	2 1/8"Ø
2x8 & 3x8	1 3/4"	2 7/8"Ø

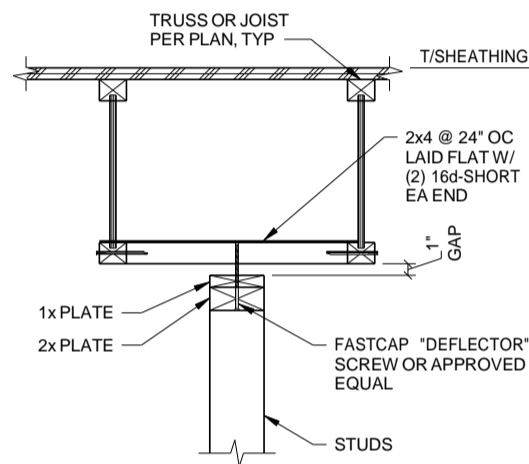
NON-BEARING WALL STUD PENETRATION		
STUD SIZE	MAX NOTCH DEPTH	MAX BORED HOLE DIAMETER
2x4 & 3x4	1 3/8"	2"Ø
2x6 & 3x6	2 1/8"	3 1/4"Ø
2x8 & 3x8	2 7/8"	4 1/4"Ø

- NOTES:
- DO NOT NOTCH OR BORE HOLES IN MORE THAN TWO ADJACENT STUDS WITHOUT APPROVAL BY STRUCTURAL ENGINEER.
 - NOTCHES AND BORED HOLES ARE NOT PERMITTED IN SHEAR WALL COMPRESSION STUDS.

5 TYPICAL WALL STUD PENETRATIONS
NO SCALE



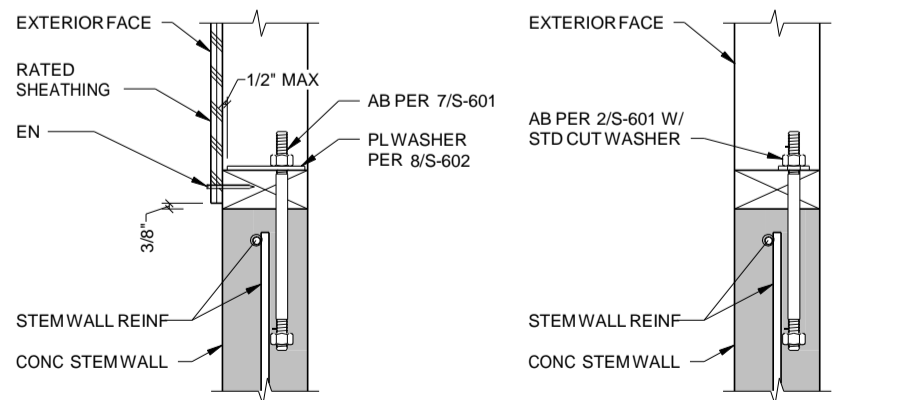
PERPENDICULAR TO JOISTS



PARALLEL TO FRAMING

- NOTES:
- DO NOT INSTALL NON-BEARING PARTITIONS UNTIL DEAD LOAD IS IN PLACE. AT ROOF CONSTRUCTION AND WHERE A DEFLECTION SPACE HAS BEEN PROVIDED FOR, THIS REQUIREMENT MAY BE WAIVED.
 - DO NOT CONNECT CEILING GYP BOARD TO FRAMING WITHIN 24" OF NON-STRUCTURAL PARTITION WALL. OPTION FOR CONTRACTOR TO USE FASTCAP "F-CORNER" TO SUPPORT CEILING SHEATHING.

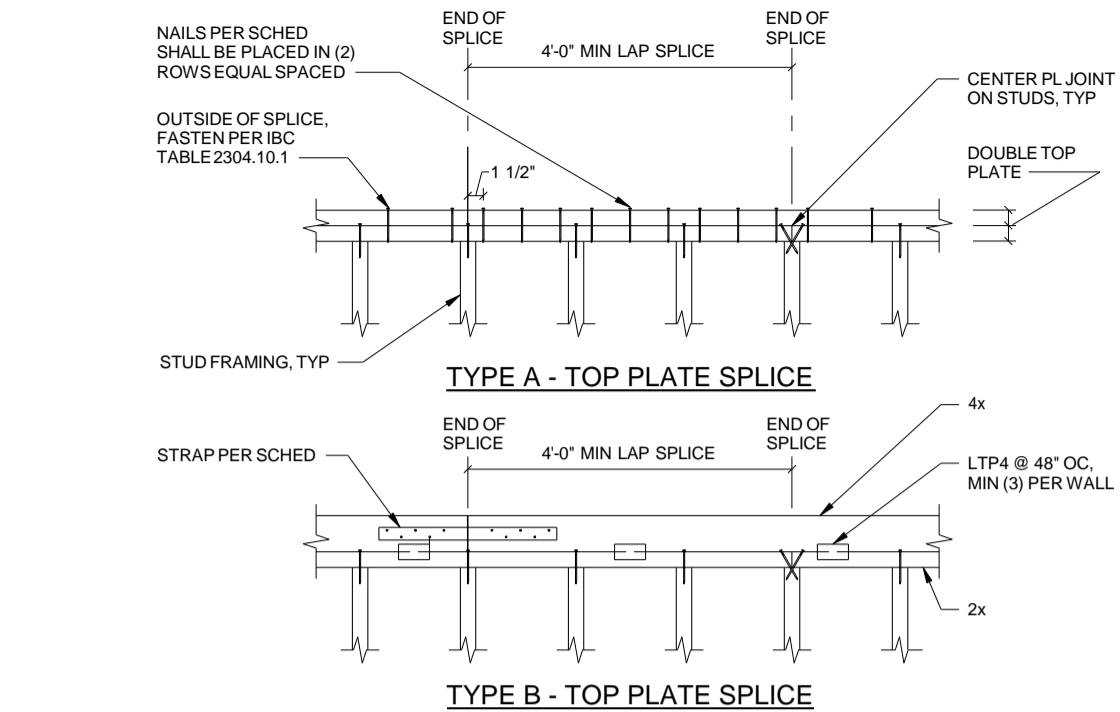
6 TYPICAL INTERIOR NON-BEARING WALL TOP PLATE ANCHORAGE
NO SCALE



EXTERIOR 6x SHEAR WALL

EXTERIOR 6x NON-SHEAR WALL

9 TYPICAL ANCHOR BOLTS AT EXTERIOR WALLS
NO SCALE



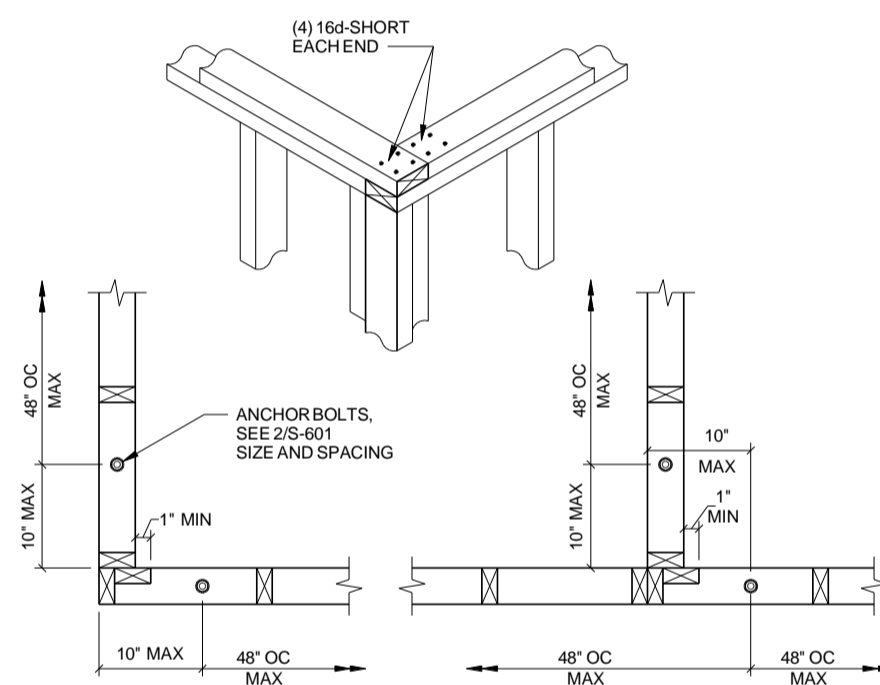
TYPE A - TOP PLATE SPLICE

TYPE B - TOP PLATE SPLICE

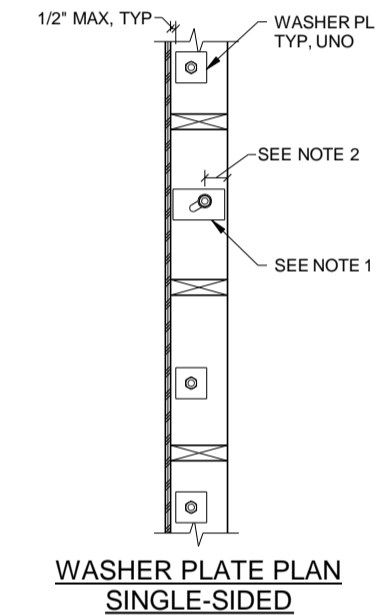
SPLICE SCHEDULE			
TYPE MARK	CONNECTION	TYPE	IBC CAPACITY (LBS)
TPS-1	(32) 16d-SHORT	A	4,966
TPS-2	MSTC40 EACH SIDE	B	9,490

- NOTES:
- MINIMUM PLATE SPLICE IS TYPE TPS-1 FOR 2x PLATES.
 - PROVIDE CONTINUOUS TOP PLATES WITHOUT JOINTS WHERE WALLS ARE 12'-0" OR LESS IN LENGTH.
 - USE 10d NAILS WITH CMST STRAPS.
 - DOUBLE TOP PLATE 4x + 2x REQUIRED FOR TPS-3.

3 TOP PLATE SPLICE SCHEDULE
NO SCALE



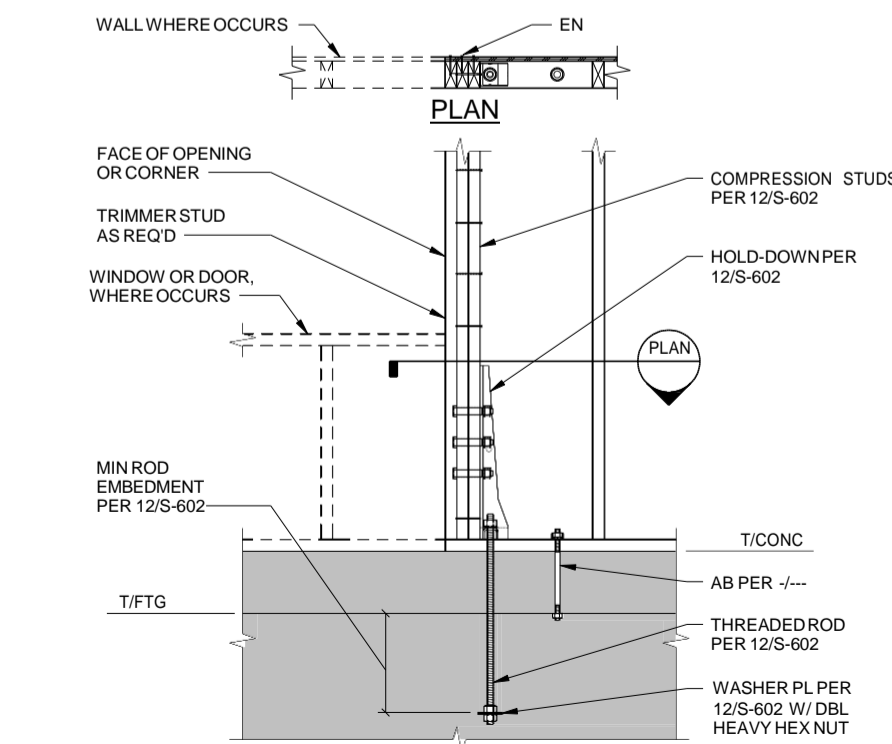
7 TYPICAL STUD WALL CORNER
NO SCALE



WASHER PLATE PLAN SINGLE-SIDED

- NOTES:
- WASHER PLATES LARGER THAN 3"x3" MAY BE DIAGONALLY SLOTTED WITH A WIDTH UP TO 3/16" LARGER THAN THE BOLT DIAMETER AND SLOT LENGTH NOT TO EXCEED 1-3/4". PROVIDED A STANDARD CUT WASHER IS PLACED BETWEEN THE WASHER PLATE AND THE NUT.
 - BOLTS WITH DISTANCES TO EDGE OF SILL PLATE LESS THAN 1" ARE CONSIDERED INEFFECTIVE. NOTIFY THE STRUCTURAL ENGINEER. A REPLACEMENT BOLT WILL BE REQUIRED.

8 TYP SHEAR WALL WASHER PLATES
NO SCALE

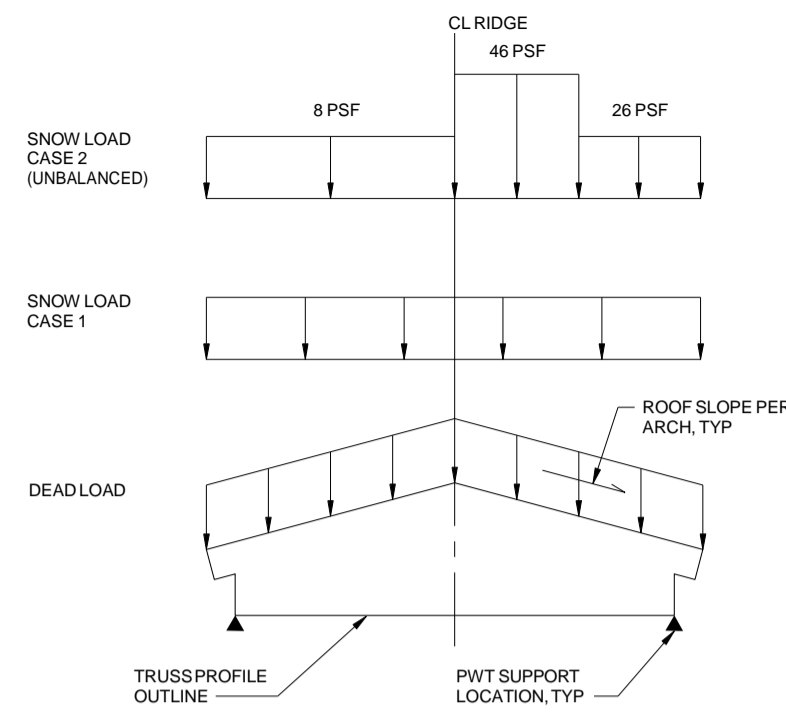


11 TYP HOLD-DOWN AT FOUNDATION
NO SCALE

HOLD-DOWN AND COMPRESSION STUD SCHEDULE					
TYPE MARK	HOLD-DOWN	THREADED ROD SIZE	MIN ROD EMBEDMENT	STUD CONNECTION	COMPRESSION STUDS, SEE NOTE 1
H2	HDU2-SDS2.5	5/8"Ø	8"	(6) 1/4"x2 1/2" SDS	(3) 2x6
H4	HDU4-SDS2.5	5/8"Ø	8"	(10) 1/4"x2 1/2" SDS	(3) 2x6
H5	HDU5-SDS2.5	5/8"Ø	8"	(14) 1/4"x2 1/2" SDS	(3) 2x6
H8	HDU8-SDS2.5	7/8"Ø	8"	(20) 1/4"x2 1/2" SDS	(2) 2x8
H11	HDU11-SDS2.5	1"Ø	10"	(30) 1/4"x2 1/2" SDS	(5) 2x6

- NOTES:
- FASTEN COMPRESSION STUDS TOGETHER PER 9/S-601.

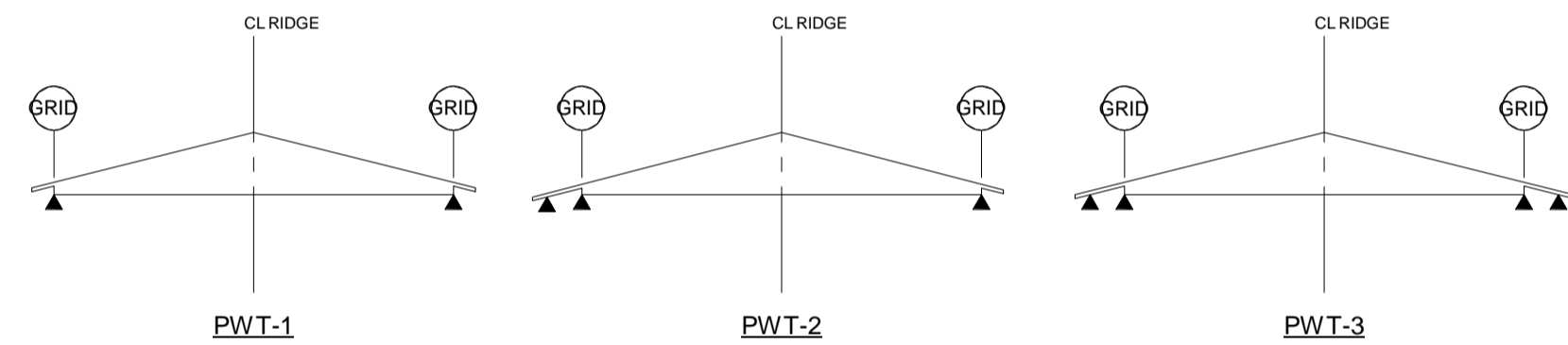
12 HOLD-DOWN AND COMPRESSION STUD SCHEDULE
NO SCALE



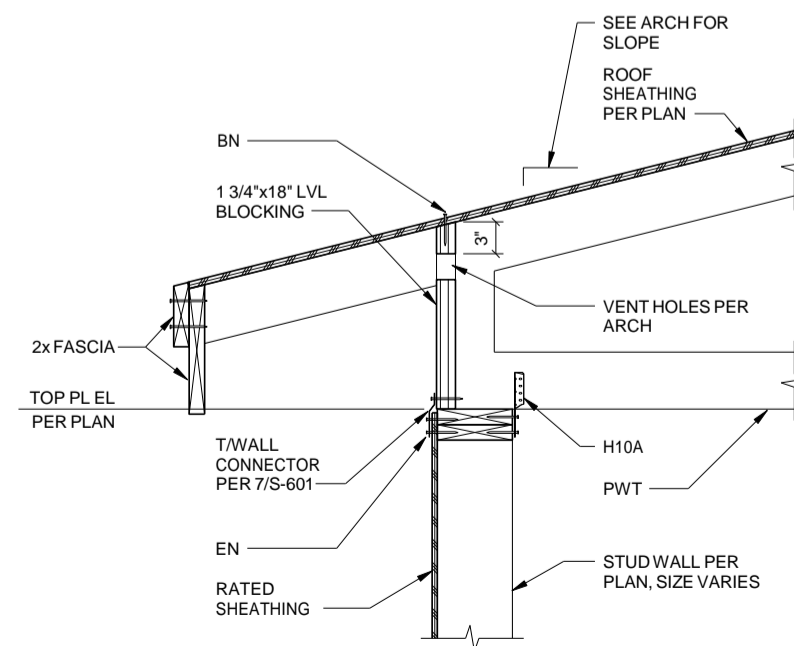
PWT LOADING	
DEAD CASE	17 PSF
SNOW CASE 1	30 PSF
SNOW CASE 2	AS INDICATED
WIND	MINIMUM 20 PSF NET UPLIFT

- NOTES:
1. ALL LOADS SHOWN ARE SERVICE LOADS APPLIED TO THE TOP CHORD, UNO.
 2. TRUSS DEAD LOAD DOES NOT INCLUDE TRUSS SELF WEIGHT.
 3. SEE S-002 FOR ADDITIONAL PWT LOADING REQUIREMENTS.
 4. SEE PLAN FOR ADDED WEIGHT OF MECHANICAL UNITS.
 5. DESIGN TRUSS BOTTOM CHORD TO SUPPORT 10 PSF OR 100 LB POINT LOAD AT ANY LOCATION.
- DEFLECTION CRITERIA:
 DEAD AND LIVE LOAD = L/240
 LIVE LOAD = L/360

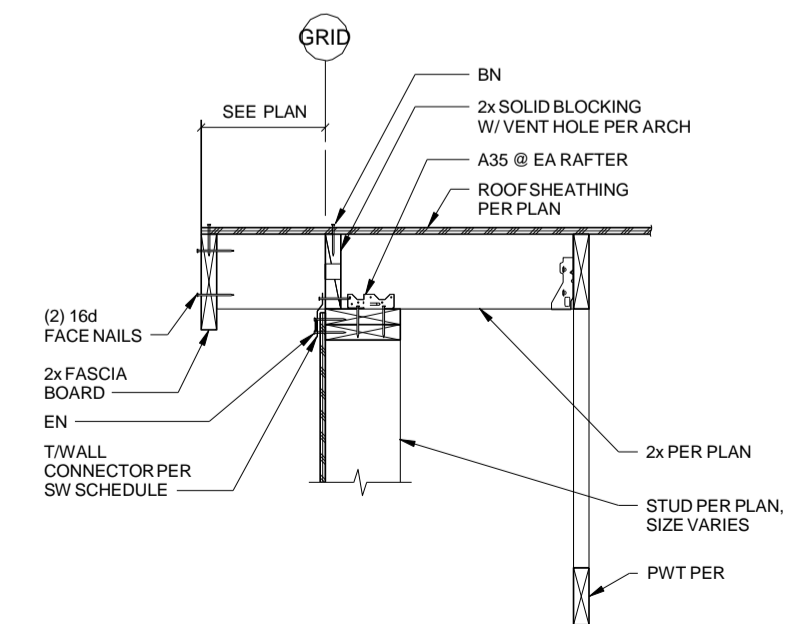
3 PWT LOADING DIAGRAMS
NO SCALE



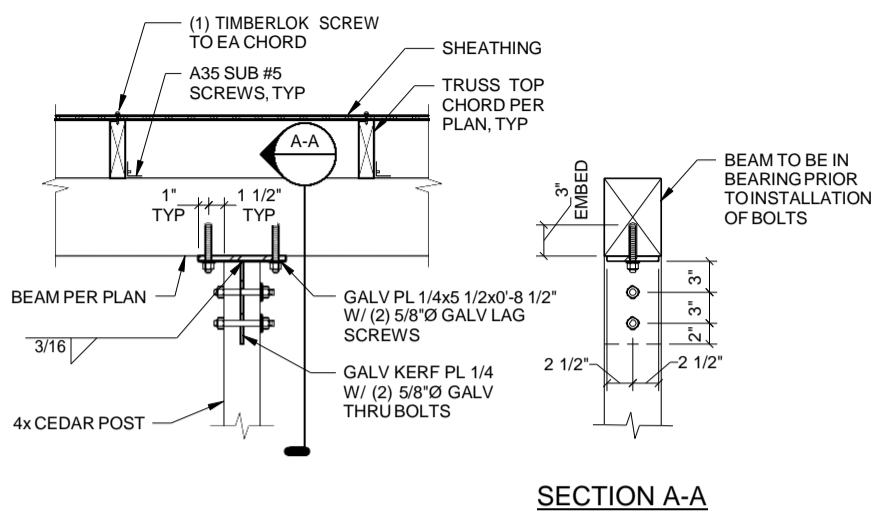
7 TRUSS PROFILE OUTLINES
NO SCALE



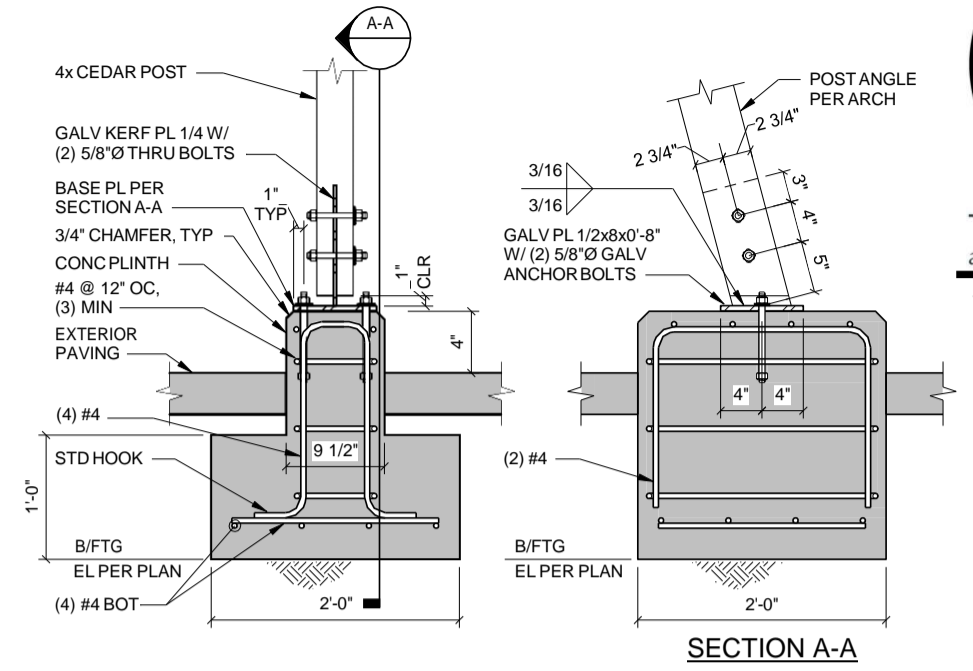
11 TYPICAL ROOF EAVE SECTION
1" = 1'-0"



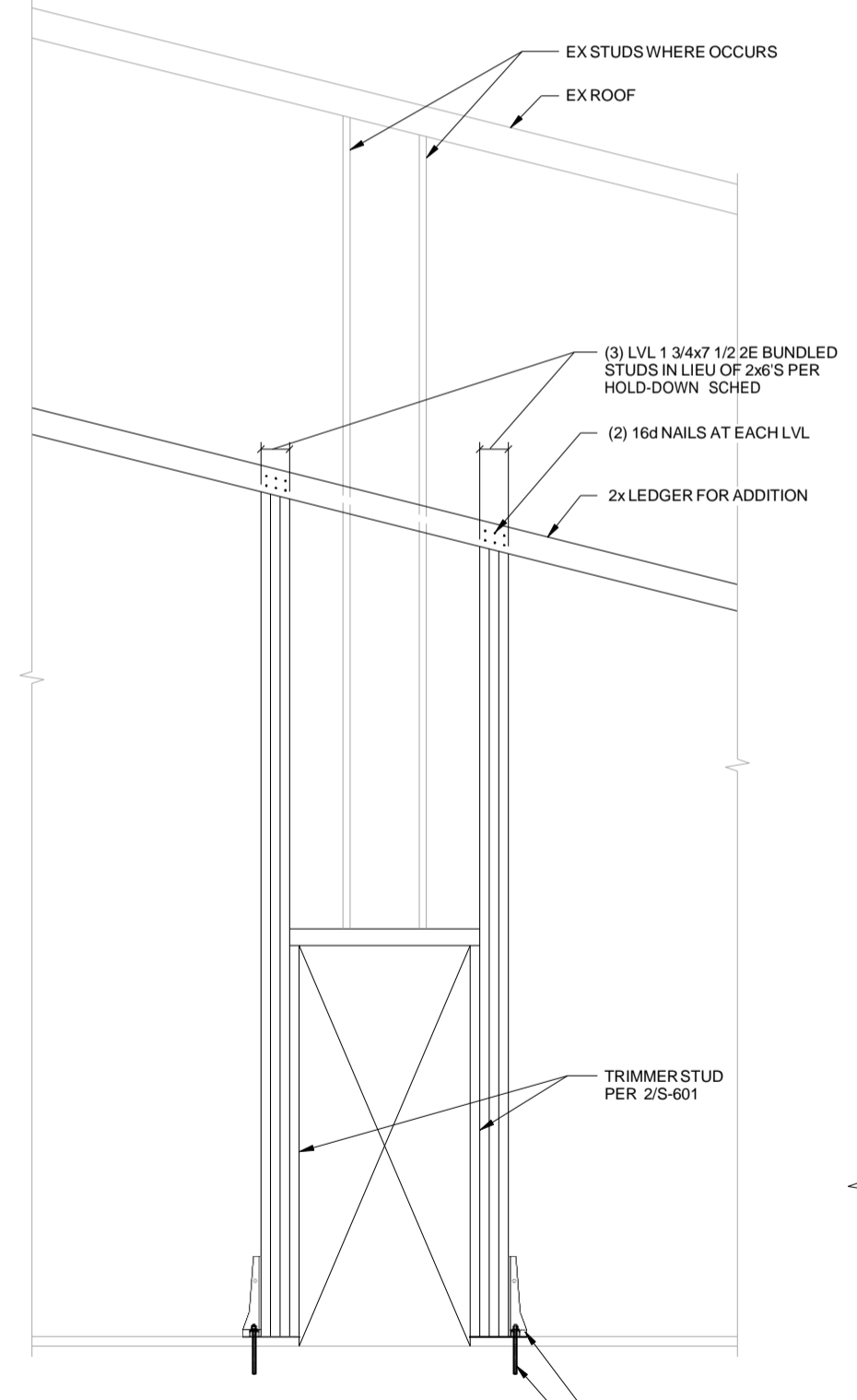
12 TYPICAL ROOF RAKE SECTION
1" = 1'-0"



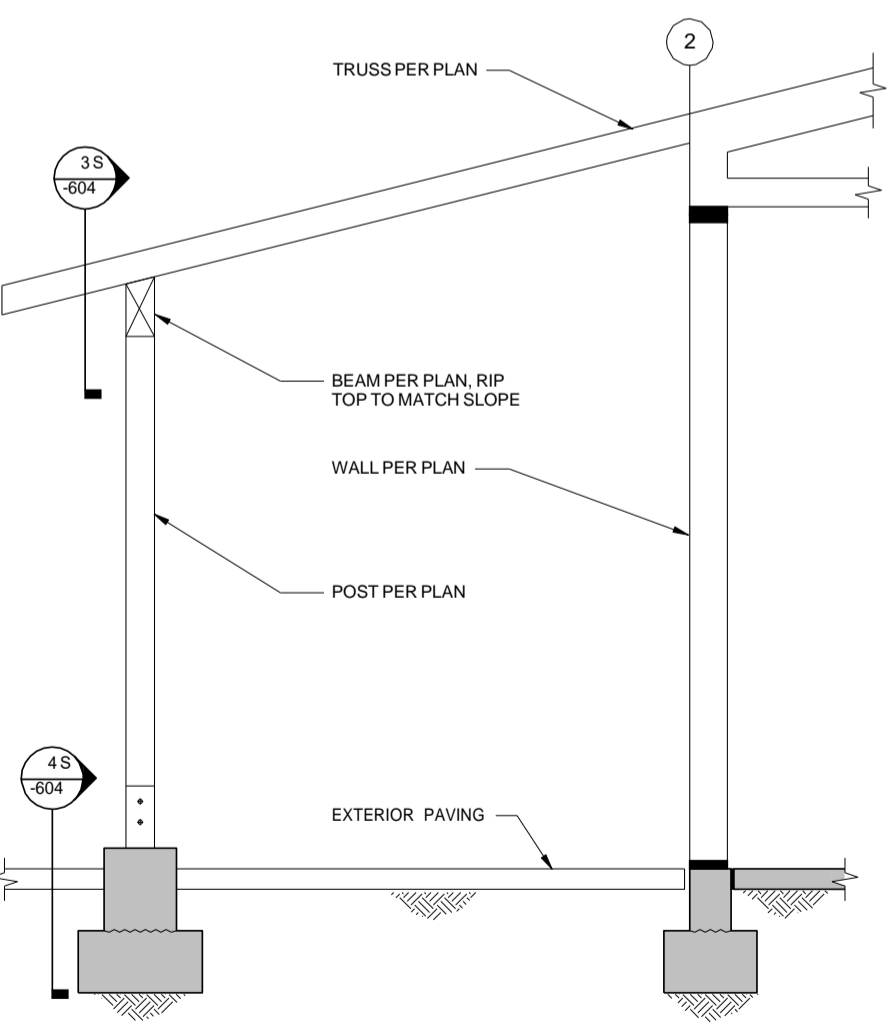
3 CANOPY CONNECTION AT ROOF
1" = 1'-0"



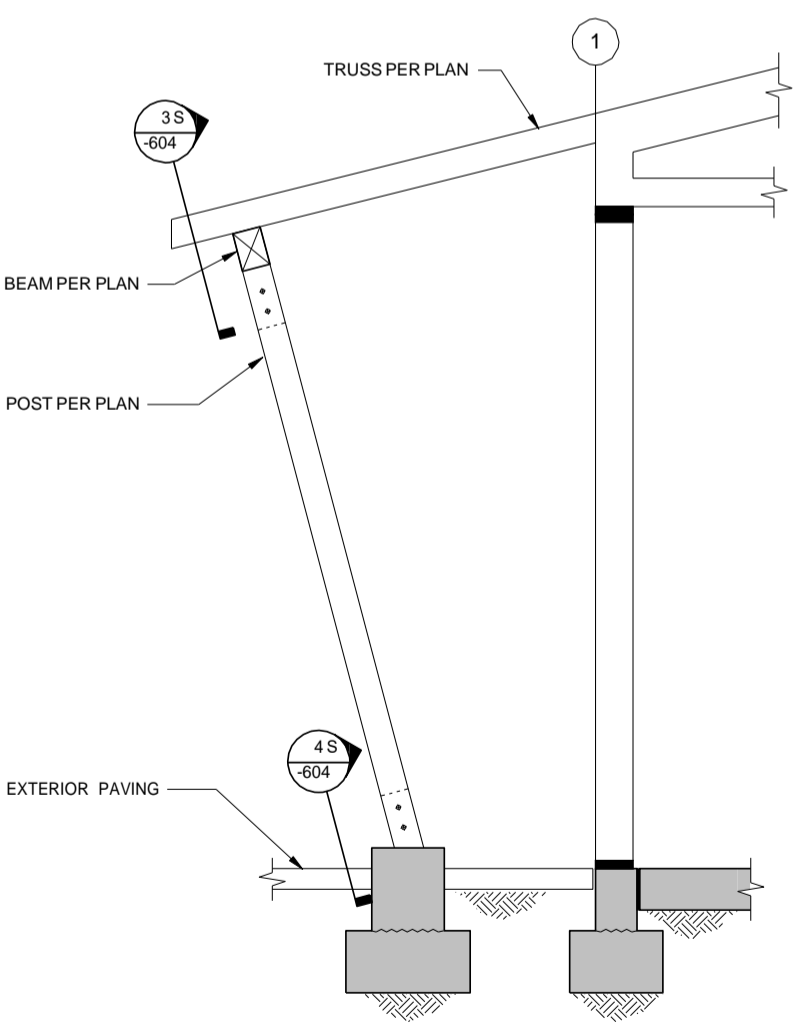
4 CANOPY CONNECTION AT BASE
1" = 1'-0"



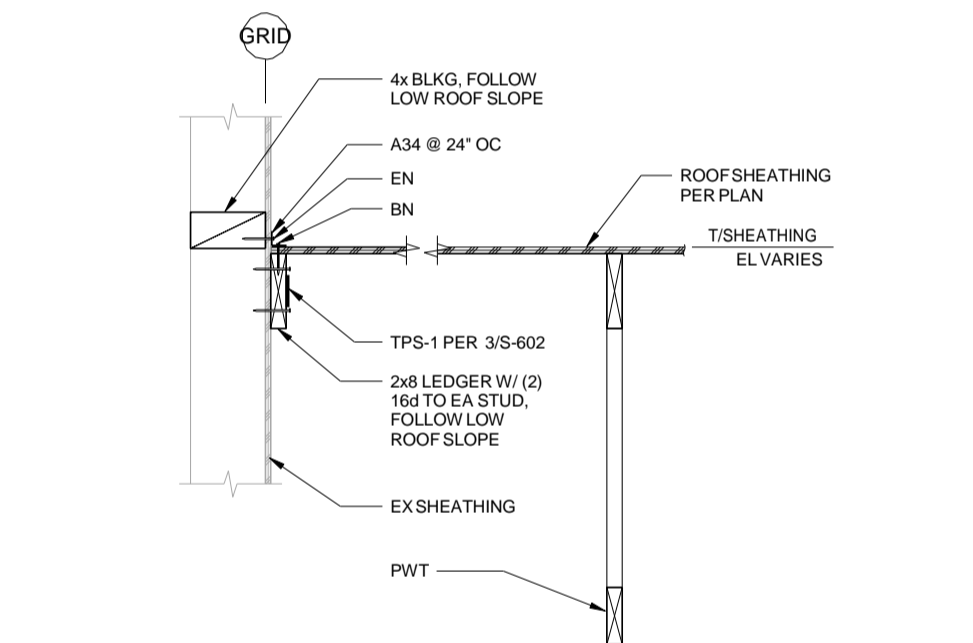
9 SECTION AT DOOR
1/2" = 1'-0"



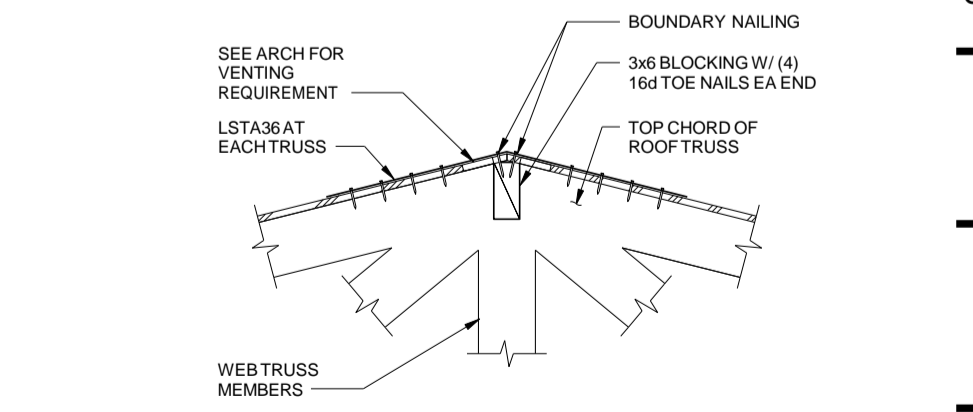
10 SECTION AT COVERED PATIO
1/2" = 1'-0"



11 SECTION AT CANOPY
1/2" = 1'-0"



8 SECTION
1" = 1'-0"



12 SECTION
1" = 1'-0"

NOTES:
1. SEE 2/S-601 AND 5/S-601 FOR INFORMATION NOT SHOWN.
2. SHEATHING NOT SHOWN FOR CLARITY.

NOTES:
1. SEE 11/S-603 FOR TYPICAL ROOF EAVE SECTION.

NOTES:
1. SEE 11/S-603 FOR TYPICAL ROOF EAVE SECTION.

SEE ARCH FOR VENTING REQUIREMENT
LSTA36 AT EACH TRUSS
BOUNDARY NAILING
3x6 BLOCKING W/ (4) 16d TOE NAILS EA END
TOP CHORD OF ROOF TRUSS
WEB TRUSS MEMBERS



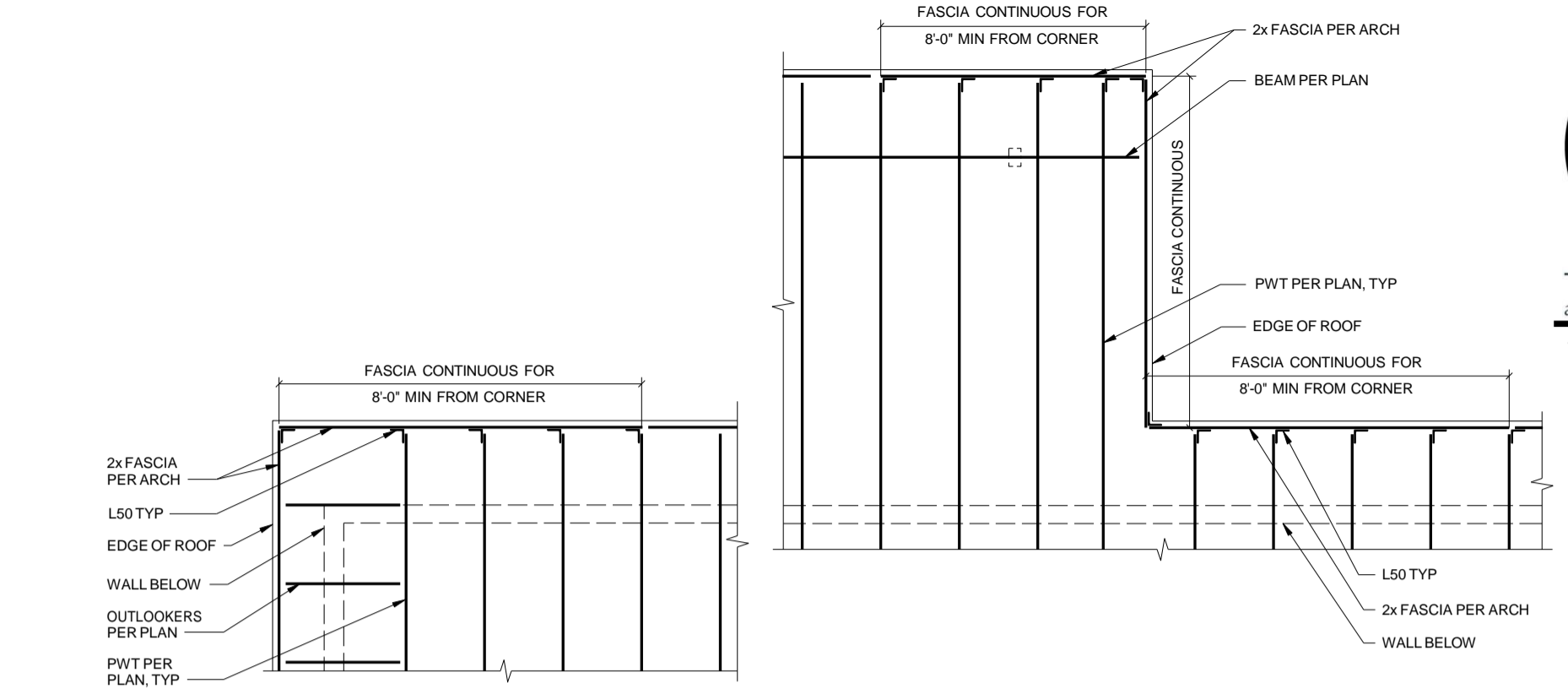
THOMAS
architecture studios

525 COLUMBIA ST. | OLYMPIA, WA 98501
360.915.8775 | tasolympia.com



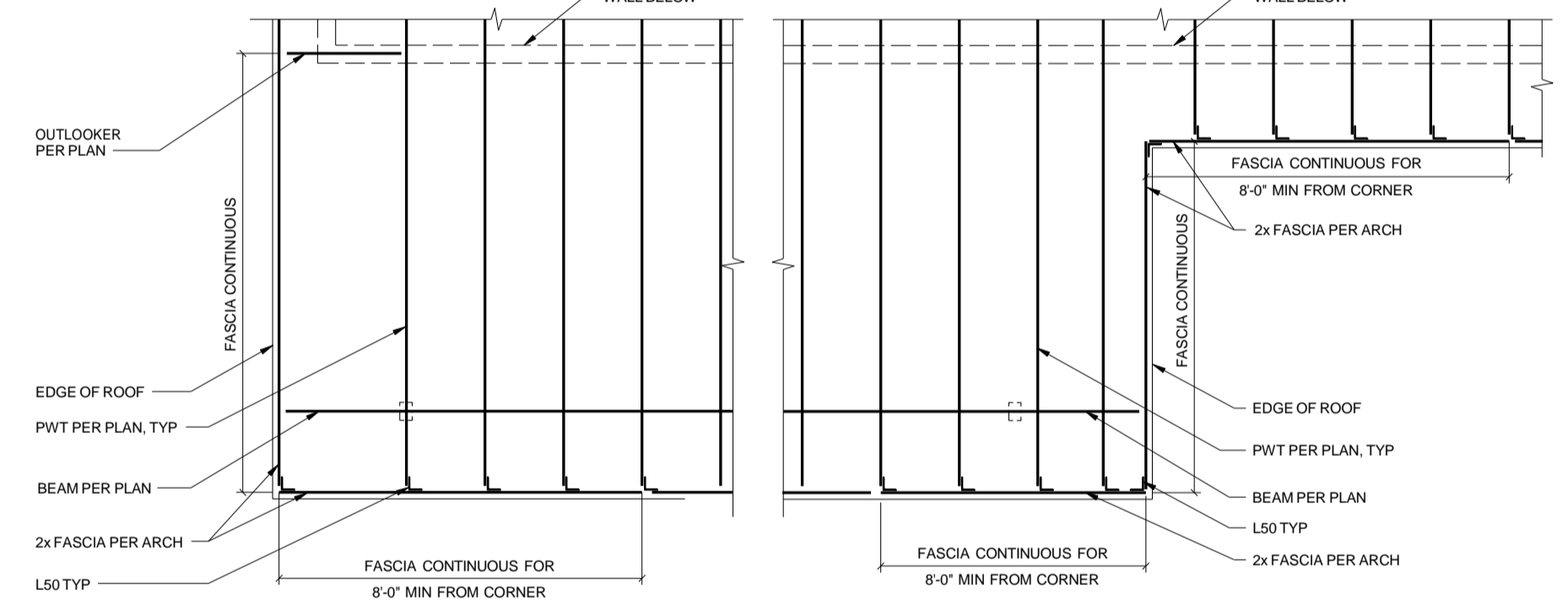
1601 Fifth Avenue, Suite 1600
Seattle, WA 98101
206.622.5822
kpff.com

LEWIS COUNTY FIRE DISTRICT #3
MOSSYROCK FIRE STATION
137 E MAIN ST, MOSSYROCK, WA 98564



3 PLAN DETAIL AT CORNER
3/8" = 1'-0"

4 PLAN DETAIL AT CORNER
3/8" = 1'-0"



7 PLAN DETAIL AT CORNER
3/8" = 1'-0"

8 PLAN DETAIL AT CORNER
3/8" = 1'-0"

Project No: 2000094
CONSTRUCTION DOCUMENTS
MARCH 9, 2020

WOOD DETAILS

S-605

All material herein constitutes the original and unpublished work of the architect and may not be used, duplicated, or disclosed without the written consent of the architect. Copyright © 2020 by Thomas Architecture Studio. All rights reserved.