



# JULY MARKET STATS


## CALEDON 2025



Average Sale Price  
Year To Date  
**\$1,321,970**



Total Active Residential Listings  
**497**



Number Of Sales  
Year To Date  
**441**



Total Properties Sold  
**66**



Average Days On  
Market  
Year To Date  
**28**



Months Of Inventory  
**7.53**

## CONDO CORNER



Average Sale Price  
**0**

Number Of Sales  
**0**



Total Condos Sold  
July 2024  
**0**



Total Condos Sold  
July 2023  
**0**