



# JULY MARKET STATS


## BRAMPTON 2025




Average Sale Price  
Year To Date  
**\$949,305**




Total Active Residential Listings  
**2,617**



Number Of Sales  
Year To Date  
**2,674**



Total Properties Sold  
**438**



Average Days On  
Market  
Year To Date  
**27**



Months Of Inventory  
**5.98**

## CONDO CORNER



Average Sale Price  
**490,500**

Number Of Sales  
**27**



Total Condos Sold  
July 2024  
**26**



Total Condos Sold  
July 2023  
**26**