



# SEPTEMBER MARKET STATS


## BRAMPTON 2025



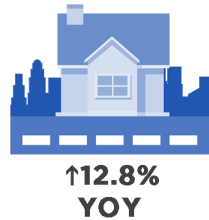
Average Sale Price  
Year To Date  
**\$943,305**



Total Active Residential Listings  
**2,455**



Number Of Sales  
Year To Date  
**3,513**



Total Properties Sold  
**442**



Average Days On  
Market  
Year To Date  
**28**



Months Of Inventory  
**5.55**

## CONDO CORNER



Average Sale Price  
**\$471,547**

Number Of Sales  
**19**



Total Condos Sold  
September 2024  
**21**



Total Condos Sold  
September 2023  
**27**