


JULY MARKET STATS


MISSISSAUGA 2025



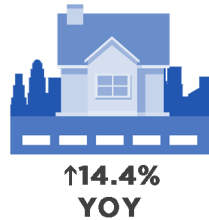
Average Sale Price
Year To Date
\$1,022,537




Total Active Residential Listings
2,809



Number Of Sales
Year To Date
3,201



Total Properties Sold
548



Average Days On
Market
Year To Date
29



Months Of Inventory
5.13

CONDO CORNER



Average Sale Price
\$546,721

Number Of Sales
154



Total Condos Sold
July 2024
149



Total Condos Sold
July 2023
138