



# APRIL MARKET STATS

## HALTON HILLS 2025




Average Sale Price  
Year To Date

**\$1,050,204**




Total Active Residential Listings

**250**




Number Of Sales  
Year To Date

**178**



Total Properties Sold

**53**



Average Days On  
Market  
Year To Date

**27**



Months Of Inventory

**4.72**

## CONDO CORNER



Average Sale Price

**\$989,500**

Number Of Sales

**2**



Total Condos Sold  
April 2024

**6**



Total Condos Sold  
April 2023

**4**