



# JUNE MARKET STATS


## MISSISSAUGA 2025




Average Sale Price  
Year To Date  
**\$1,027,994**



Total Active Residential Listings  
**2,905**



Number Of Sales  
Year To Date  
**2,657**



Total Properties Sold  
**528**



Average Days On  
Market  
Year To Date  
**28**



Months Of Inventory  
**5.50**

## CONDO CORNER



Average Sale Price  
**\$576,909**

Number Of Sales  
**125**



Total Condos Sold  
June 2024  
**135**



Total Condos Sold  
June 2023  
**189**