

Mississippi Valley Quilters Guild

Established 1983 P.O. Box 2636, Davenport, Iowa 52809-2636 - www.mvqg.org

Volume 44
Issue 3
268 members
January 2018

President's Message

By Faye Kunz

Welcome to 2018! I guess I'm getting old because that just sounds outrageous. It's going to be a great one for everyone in the Guild. I can feel it in my bones!!!

Remember to check before going to guild meetings or events when the weather is inclement. Cancellation notices of guild meetings will be posted on Facebook and emailed to members who have provided email information.

The best thing (or only good thing in my opinion) about cold, snowy weather is being able to hide in your sewing room. Clean and organize and donate to Trash to Treasures and work on the quilts that you plan to enter in our show in September! A list of the show categories is included in this newsletter so you have plenty of time to complete your entries. Please note that crib quilts have been moved to the small bed category.

SAVE THE DATE!

September 19-20

SHOW JUDGING

September 21-22

QUILT SHOW!

Happy New Year!

January Program

Join us at 1 and/or 7 p.m. and see the beautiful quilts completed for the UFO challenge. You will be voting on your favorites, and there will be prizes!

Quilt Show News: January will be the start of the drop off for second hand treasures, so start cleaning out your extra treasures and bring them in for donation. Please do not donate any magazines that are older than 1997. Also Elaine is looking for plastic crates to use during the show for the magazine storage. Be on the lookout for them at garage sales.

The DVD is now available from the 2016 quilt show for \$5.00. Please see co-chair Theresa Massa at the next two Guild meetings if you would like to purchase one. I will be out of town for the next two Guild meetings but I will still be able to be reached via e-mail, ourhut12412@msn.com or my cell phone 563-349-1853. If you haven't already heard we have chosen the featured quilter for the Quilt Show. We feel very honored and proud to have Garry & Donna Lanman as our featured quilters. They have been a big part of our Guild for a number of years now and we are sure that they will be able to have a wonderful display of their handywork for our show. The next Quilt show meeting will be Sunday, January 7th from 1pm to 3pm in the Oak Room at the Butterworth Center. - Dawn Thompson, Quilt Show Chair

January Calendar

◆ Guild Meeting

Jan 2: 1 & 7 p.m. First Congregational Church, 2201 7th Avenue, Moline, IL

◆ Quilts of Valor

Jan 3: 9 a.m.-2 p.m. First Baptist Church Moline - 1901-29th St Moline, IL

◆ Quilt Getaway

Jan 5: 8 a.m.- 9 p.m.

Jan 6: 8 am—9 p.m.

Jan 7: Noon—5 p.m.

Deere-Wiman Carriage House 817 11th Ave., Moline, IL

◆ Quilt Show Committee Meeting

Jan 7 1:00—3:00 pm Butterworth Center, 1105 8th St., Moline, IL Oak Room

◆ Play Day Fiber Arts

Jan 9: 9-11 a.m. Fiber Artists Studio, 601 Brady St. #21, Davenport, IA

Botanical Center Display runs through January 31

◆ Fiber Arts Group

Jan 9: 1-3 p.m. Davenport Public Library Fairmount Branch, 3000 N. Fairmount St., Davenport, IA

◆ Board Meeting

Jan 9: 6:00-8 p.m. Butterworth Center, 1105 8th St., Moline, IL

◆ Quillows Jan 10 9 a.m -2 p.m. Masonic Center, 511 Veterans Memorial Pkwy., Davenport, IA

◆ Charity Jan 11: 8:30 a.m.-2 p.m. Butterworth Education Center

◆ EQ Club Jan 17 12-3 p.m. Contact Carol Baldry for location: 563-386-3667 or cabald38@gmail.com

◆ Davenport Library Sit N Sew Jan 19-20 9am-3pm Davenport Library, 3000 N.

Fairmount St., Davenport, IA in the SCRA large room.

◆ Doll Quilts Jan 16 8:30 a.m.-2p.m. Deere -Wiman Carriage House, 817 11th Ave., Moline, IL

◆ PinPal Quilters Jan 16 9:00 am—3:00 pm Butterworth Education Center, 701 12th Ave., Moline, IL

◆ Fidgits Jan 16 & 20 9:00 am—3:00 pm Butterworth Education Center, 701 12th Ave., Moline, IL

◆ Quilt Queens Jan 18: 9 a.m. - 3 p.m. St. Mark Lutheran Church, 2363 W. 3rd St., Davenport, IA.

◆ Quilt Queens Jan 25: 9 am—3 pm Davenport Public Library, Eastern Ave. Branch, 6000 Eastern Ave., Davenport, IA

2018 **Q**uilt Challenge Sunflowers!

Mary Korreck has announced that the 2018 Guild Challenge will be sunflowers. Quilts should be no larger than 144" in circumference. More details will be provided later.

Doohickey Drawing

An Americanism dating from 1910-1915, a doohickey is a gadget; a dingus; a thingumabob; a nifty quilting tool that a quilter may want, has never heard of, or is too expensive to purchase.

Each month a new Doohickey is offered to our membership. It may be a new "cool" tool or it may be something tried and true; expensive or not so much. Tickets are \$1.00 and monthly prizes are determined by the number of tickets sold the previous month. The winning ticket will be drawn at the end of the evening meeting.



The January Doohickey consists of a Quilty Box valued at \$48 (received as a gift from Quilty Box) and a Lyfstyle cutting mat. Cost \$25—Value priceless! This mat is a new product that is currently discounted by 45% to encourage beta testers. This tester (who purchased one for herself as well as for the Doohickey) highly recommends this mat. Easy to turn and the bottom section stays put. Makes cutting those little pieces sew much easier!!

2017-2018 Membership Directories were mailed to all members. Please check your information and let me know if there are corrections.—Lydia Hoelle

Our Mission:

Organized in 1983 to educate and encourage members in the quilting arts; to encourage high standards in color, design, and construction of the quilted medium, and to stimulate interest in quilting in the community.

- President, Faye Kunz, (563) 505-2579
- Vice President, Diana Engelbrecht, (563) 285-4348
- Secretary, Wendy Rios, (563) 386-3624
- Treasurer, Ann Filiatreau, (309) 757-8420
- Program, Karla Miley, (309) 786-6997
- Newsletter, Andrea Schoemaker, (309) 748-3288
- Historian, Gloria Kloos, (309) 762-9616
- Membership, Lydia Hoelle, (563) 424-2513
- Member at Large, Nancy Jacobsen, (563) 349-1153
- Member at Large, Jeanie Hess, (563) 508-3049
- Webmaster, Jo Noon, (563) 271-0316

The Mississippi Valley Quilters Guild is a non-profit organization open to anyone interested in quilts or quilting. Monthly meetings are 1 p.m. and 7 p.m. on the first Tuesday of each month at the First Congregational Church, 2201 7th Avenue, Moline, Illinois. Guests are welcome. A \$5 fee is charged to guests at meetings with featured speakers. \$35 yearly dues are renewable in September. To change your address contact Lydia Hoelle at (985) 630-9528.

Find us online at:

www.mvqg.org
 www.facebook.com/mvqguild
 MVQG Email: mvquiltersguild@gmail.com

Newsletter submissions:

Contributions to the Newsletter are welcome. Articles and ads are due no later than the second Friday of each month and can be submitted to Andrea Schoemaker.

All contributions must be accompanied by the name and phone number of the author.

Advertising rates

- Prepay 5 issues and get the 6th issue free
- * Business card \$5.00 * 1/4 page \$12.50
- * 1/3 page \$15.00 * 1/2 page \$ 25.00

December Meetings

Afternoon: 81 members, 1 guest, 1 new member
 Evening: 27 members and 3 guests

Name Tag Winners:	Selima Rahim, Debbie Schladt
Afternoon: Terry Austin, Jan Carpenter, Suzi Dale, Mary Beth Hansen, Sheila Jackson, Karla Miley, Karen Narske,	Evening: Lydia Hoelle, Sandra Luedtke, Sandie Cockerill, Diane Pegram, Kather Secor, Margaret Paulos

HAPPY NEW YEAR TO ONE AND ALL!



Quilts of Valor

First of all, thank you for all you have done for QOV in 2017. All of your hard work and dedication has filled our needs beyond our normal goals of 200 per year.

January thru November of 2017 we handed out 250 quilts (99 in Nov alone). WOW! I have a dozen requests from the Quilts of Valor foundation that will be filled after the holidays. I'm tired, LOL. We logged 2600 hours in the same time period. I am blown away by all of you. You all make me proud to represent this group. This is where we are standing for our needs next year: We are OVERFULL for the May 20th event in 2018. We are now full for the November 4th event in 2018. As of today, We will be putting any new names on the May 2019 event. If however you have an elderly or ill vet that cannot wait till then, then we will deliver them privately and not wait for an event. The call will be on whomever turns in the names. I am overwhelmed but thank all of you for all you do. This job that I was told would be 5 hours a month is more like 5 hours a day now. But I wouldn't trade it for anything. I have threatened to quit and my state representative Jan ,who some of you have met, said it wasn't allowed. The national director has said the same thing to me. That is because of all of you. I hope your holidays were great.

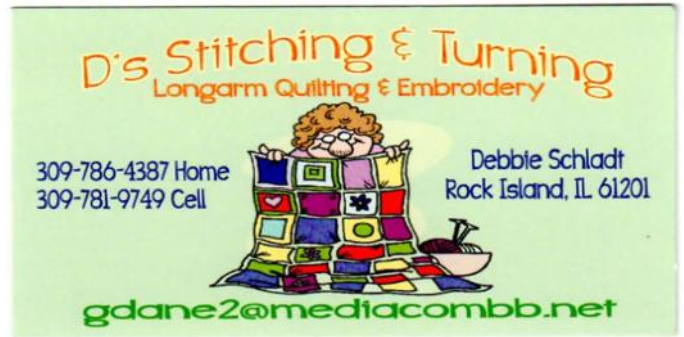
Here are a couple of thank you's:

Dear Sandy, Margaret & Ann,
My heartfelt thank you for the beautiful quilt. I know it took many working hours and expertise to make it. It's a work of art! It also symbolizes my delayed welcome home and that people here really care...especially you. Thank you again, I'll never forget you. Ed S.

Dear Terry,
I wish to express my sincere gratitude for the quilt I recently received. It was pieced by Laurie Doyle and Mary Lee Watson, Quilted by Janet Zahrt and bound by Laurie Doyle. I am humbled by being considered for this honor and will treasure this beautiful quilt always. May your group be blessed for the healing work that you do. Sincerely, Jim E

THIS IS WHY WE DO WHAT WE DO!

Again from a grateful heart, Terry Austin QC QOV 309-797-8584



Quilt As You Go Workshop

According to our last member survey, the most requested workshop is for a Quilt As You Go class. Stephanie Soebbing is here to teach us how!

We will be making a table runner and/or placemats using this method. The Workshop will be Saturday, February 17, 2018 from 9:00 am to 3:00 pm at Butterworth Education Center, 701 12th Avenue, Moline, Il.

Class fee is \$15.00 payable in advance to Quilt Addicts Anonymous.

Lunch will be available for a \$5.00 donation.

Information is available at the Guild meetings or you may call Hope Schroeder at 563-391-8657.

FIDGET QUILT WORK DAYS

January 16 & January 20

With the assistance of Sandie Cockerill, the Workshop Committee of Kathy Young and Hope Schroeder will be hosting 2 work days to make Fidget Quilts. These will benefit Alzheimer patients at Hope Creek in East Moline and Country Manor in Davenport. There are **no class fees for participants in this project** thanks to a grant from Thrivent Financial. Fabric and batting will be furnished.

Any donations of washable and dryable texture items will be greatly appreciated. Examples of items needed are: buttons, old zippers, orphan blocks, scraps of yarn, satin, velvet, netting, minkie, shoe laces, plastic rings or lace.

A free lunch will be provided. Please sign-up on the form in the "L" during the meeting or email Hope Schroeder at Schroeder.r@mchsi.com

Regular and Ongoing Sit-n-Sews

•PinPal Quilters

Faye Kunz (563)323-3593

This group meets on the third Tuesday of each month from 9 a.m. to 3 p.m. at the Butterworth Education Center., 701 12th Avenue, Moline, IL.

We work on our own projects so you must bring everything you will need. Any guild member is welcome. Bring your sewing machine or handwork. Large tables are available to baste and mark quilts.

•Charity Quilts

Donna and Garry Lanman
(563) 323-9539

Charity Quilts Day is held the second Thursday of the month, 8:30 a.m. to 3 p.m. Deere-Wiman Carriage House, 817 11th Ave., Moline, IL.



•Quilt Queens

Marlis Beechamp
(309) 797-6267

Bev Hoy 563-391-8685

This Sit-n-Sew group meets every third Thursday, 9 a.m. to 3 p.m., St. Mark Lutheran Church, 2363 W. 3rd Street, Davenport. Coffee, irons and boards are provided. Just bring your lunch and enjoy the day!

The group also meets on the fourth Thursday of the month at the Eastern Avenue Library.

Contact Judy Nelson (563) 359-3253 or Jean Giles (563) 391-7566 with questions regarding meetings at the Eastern Avenue Library.

•Davenport Library Sit-n' Sew

Sharon Maroney (615) 483-2430

Friday & Saturday, from 9 a.m.-3 p.m. at the Davenport Library on Fairmont Street. (See pg. 1 for dates.) Everyone is welcome. Bring your own projects to work on. Call Sharon Maroney, (615) 483-2430, if you have questions.

•Doll Quilts

Margaret Paulos—(563) 323-5745

Doll Quilts are small quilts made by members and given to local school children. Come to doll quilt workday, 3rd Tuesdays of the month at the Deere Wiman Carriage House.

•Quillow QTees

Janet Zahrt (563) 332-7365

Make a quillow for a cancer patient. We meet at Davenport Masonic Center, 511 Veterans Memorial Parkway, Davenport on the second Wednesday of the month 9 a.m. - 2 p.m.

Jan 10	June 13	Nov 14
Feb 14	July 18*	Dec—None
March 14	Aug 15*	
April 11	Sept 12	*3rd Wed.
May 9	Oct 10	

•Quilt Get Away

Gloria Kloos (309) 762-9616

Bev Hoy (563) 391-8685

If you have projects to finish—Quilt Getaway is the place for you and open to all guild members. We meet at the Deere Wiman Carriage House, 817 11th Ave., Moline, unless otherwise noted, from 8am-10pm on Fridays; noon to 8 pm on Sat. and Sun. and 8am-3pm on Mondays.

Stay all day or leave your things and come and go as you like. Microwave and refrigerator are available. You may want to bring a light and an extension cord.

2018 Dates: Jan 5 - 7, Feb 2-4, March 2-4, April 6-8, May 4-6, June 1-3, July 14-15, August 3-5, Sept. 7-9, Oct. 5-7, Nov 2-4 Dec 7-9

•EQ Club

Carol Baldry (563)-386-3667

Meets the third Wednesday of each month beginning at noon (contact Carol for location). Bring your lap tops with EQ installed, any books that you want to work with, and all your questions.

Carol Baldry - 563-386-3667

or cabald38@gmail.com

•Quilts of Valor

Terry Austin (309) 797-8584

Make quilts to honor our veterans. Meets on the first Wednesday of the month, 9 a.m. to 2 p.m., at First Baptist Church, 1901 29th St., Moline, IL.

•Fiber Arts Play Day Colleen Curry (563)

285-1305: cocu@costeldridge.com

9:00-11 a.m. Fiber Artists Studio, 601 Brady St. #21, Davenport, IA. This is a mini workshop on a new technique. Sign up is required.

•Fiber Arts Meeting

1-3 p.m. Davenport Public Library Fairmount Branch, 3000 N. Fairmount St., Davenport, IA.; demos, information, and show and tell.



SIT AND SEW

Davenport Library on Fairmont Street will be Friday and Saturday, and January 19 and 20 (in the Brooke Room) from 9am until 3pm. Everyone is welcome. Bring a project or two to work on and spend some time visiting

Travel Committee

The travel committee is busy planning a two night trip to the International Quilt Study Museum in Lincoln, NE. We have tentatively selected the dates Thursday, July 12, 2017 to Saturday, July 14, 2017. The cost of the trip is anticipated to be approximately \$200.00. This includes the bus fare, tip, motel accommodations (double occupancy). The highlight of the trip will be two docent guided tours at the museum. Museum admission is included in the trip cost. We will begin taking your reservations at the March meetings.

Further information will be provided as we finalize the plans.

Mark your calendars!

Susie Goodley and
Kathee Secor
Travel Co-Chairs



QUILT STITCHING
by Shelly
Inspired by your creations.

LONG ARM MACHINE QUILTING SERVICE
563-503-5553
www.quiltstitchingbyselly.com
shelly@quiltstitching.com

Please refer to my Website for additional information such as services offered, prices, contact information and photo gallery.



MEMBERSHIP

SHOW AND TELL

Please be sure to sign up for Show and Tell at the check-in table before each meeting. Also please put down how many items you are showing. This allows us to plan the time allocated.



Block to Raffle

"In From the Cold" kits will be sold at our December and January guild meetings. We will offer patterns of two of the cup blocks from Kate Spain's 9 block quilt. You may make any of the nine blocks available at <https://kdspain.com/free-patterns/>. You may still return your Strippy Pumpkin blocks in December and they will be raffled that day.

Dawn Seaman---563-659-8883

Doll Quilt Statistics:

Rock Island—Milan Head Start—299

Rock Island—Milan Preschool for All—80

Rock Island—Milan Early Childhood Special Education—48

East Moline—Project Now Head Start—330

Scott County Family "Y" 3 year old programs—63

Cot Covers: 10

A huge thank you to Guild members who contributed time, effort, and fabric to spread joy to young children throughout the Quad Cities this holiday season. Rock Island preschool and Headstart programs received 237 doll quilts from the guild and 200 from a couple in Orion, IL. East moline and Scott County programs were supplied by the Guild.

Join Margaret in January to make more cot covers and to get a start on 2018 doll quilts.

2018 Quilt Show Challenge

The 2018 MVQG Quilt Show Challenge will focus on the theme of Sun, Moon, and/or Stars in a quilt piece. Traditional, modern, or art techniques can be employed. No size requirement. Quilt must tie in to any one, or two, or all three aspects of the theme.

PROGRAMS

Programs

Karla Miley - (309) 786-6997

January 2, 1 & 7 pm: UFO Challenge. We know you have unfinished projects lurking everywhere. Challenge yourself to compete some of these projects this year by entering the UFO challenge. You can still sign up before the January meeting if you hurry! Send me a picture of your UFO via email (karlamiley@hotmail.com) or via text (309-738-5772) and make arrangements with me to turn in your \$5 fee for each project.

UFO Challenge Rules: January 2018

To qualify, you must have begun work on your UFO prior to January 2017.

For each entry, donate \$5 for each UFO along with a photo and information about your project. (ie: name, date you started, the date you discovered is stashed away, the name of the pattern [if you know], or a sketch or rough draft if it is your own.)

You must complete about 80 percent of the work yourself by the January 2018 guild meeting to qualify for prizes. To be counted as finished, quilts must be quilted, bound, and labeled and/or clothing or accessories must be ready for street wear or use.

First, second, and third place prizes will be awarded based on attendees' votes. Participants will be limited to receiving only one prize.

Fees will be returned to participants for each UFO they completed by the January meeting. If the January meeting is cancelled, UFOs will be featured as a part of the next meeting's "Show and Tell."

February 6, 1 & 7 pm: Habitat for Humanity Charity Sewing Day - Dedicated to making blocks for Habitat Quilts, our February meeting will be coordinated by Carol Baldry. The MVQG donates a quilt to each Habitat House when it is dedicated. I have written instructions for two quilt blocks. These can be alternated (seams don't have to match) or used as the same block in a quilt.

You will need to bring four strips – two 2 1/2" strips and two 3 1/2" strips—two light and two dark of each size. These four strips will be enough for you to make one block of each pattern. The leftovers can all be put together to make scrappy blocks with the same patterns.

If weather interferes with the February meeting, Carol would appreciate any blocks that you can make on your own


March 6, 1 & 7 pm: Our very own national quilt judge, Carol Brooks, will speak about Quilt Design.

April 3: The April meeting features Charlotte Angottii, a nationally and internationally recognized quilt instructor who is known for her sense of humor, her way with color and design, and her laser-cut quilt kits that go together perfectly!

Plan Ahead: Charlotte's most popular class, "Let Me Surprise You," will be featured on Wednesday, April 4th from 9 to 3 at the Davenport Masonic Center. Charlotte will surprise us with a pre-cut quilt kit and will lead participants through the process of constructing the quilt especially designed for this workshop. Space is limited to 20 participants. To hold your spot, your check for \$135 (kit fee \$100, class fee \$35) is due on the day you sign up (no exceptions). Sign-up will first be available at the January meeting, unless the January meeting is cancelled because of weather. Information about Charlotte's second class, which will be held on Thursday, April 5th, will be available at the January meeting.

Habitat for Humanity Charity Quilt Instructions


BLOCK #1



SUPPLIES NEEDED

2- 2 ½ in. by WOF strips (one light and one dark)

A. For each block, sew together 2- 2 ½ in. strips to make one strip set.




4 ½ x WOF

B. Crosscut strip set into 10- 2 ½ in. pieces and 4- 4 ½ in. pieces.




C. Using the 10- 2 ½ in. pieces from B, make 5 four-patch units.



D. Assemble the four-patch units from C, the 4 ½ in. pieces from B according to the picture above. Carefully follow the orientation between dark and light.

Habitat for Humanity Charity Quilt Instructions

BLOCK #2



SUPPLIES NEEDED


2 – 3 ½ in. strips x WOF one light and one dark

A. For each block, sew together 2- 3 ½ in. strips to make one strip set.



6 ½ x WOF

B. Cross cut strip set into 6-1/2 in. squares. You will need 4 for one block. Reserve remaining strip set for scrappy blocks.



C. Assemble blocks according to the diagram. Pay particular attention to color orientation.

2018 Great River Quilt Show Information

CATEGORIES/ITEMS NOT ELIGIBLE FOR BEST OF SHOW:

1700-Found and Finished

1910-Garments, 1920-Bags, Purses, Accessories

1800-3-Dimensional

2000-Miscellaneous

2100, 2200- All Challenges, including Sun, Moon & Stars

2300-Junior

ALL OTHER CATEGORIES ARE ELIGIBLE FOR BEST OF SHOW.

DEFINITIONS:

Small Bed Quilt: Lap to Full (under 80" wide and proportionate in length, i.e., at least 80" but may be longer)

Large Bed Quilt: Queen to King (over 80" wide and proportionate in length, i.e., at least 81" but may be longer)

Solo: Constructed, stitched, and quilted by ONLY ONE PERSON.

Duet: Constructed, stitched, and quilted by TWO PERSONS.

Group: Constructed, stitched, and quilted by THREE OR MORE PERSONS

Pieced: Pieced by hand or machine. No other techniques (no embellishments, no applique, etc.) allowed.

All Hand Done: Self-explanatory; only the binding stitched on by machine is allowed.

Applied Techniques: Any technique 'applied to the fabric'= Applique, painting, beading, crystals, etc., or any combination of these techniques with piecing is allowed.

Traditional: Pieces utilizing a traditional pieced/applique setting and/or pattern

Art: Original design pieces—no patterns or kits allowed.

Modern: May be pattern or kit. Must utilize 'modern' style in piecing and quilting design.

Wall Quilts: Designed to hang as art on a wall. These are quilted pieces that are NOT SUITED for use on a bed, crib, or sofa. These will not be bed quilts of any size that were made to be displayed on a wall.

Wall Quilts will be required to include a **short** (25 word) artist's statement is required listing the name of the designer and all techniques/methods used. (This should not include where/why the fabric was purchased, please.) Statements may be read aloud for the consideration of the judge. Statement sizes may be adjusted as needed by committee.

2018 Great River Quilt Show Information

Categories for 2018 Great River Quilt Show

1000- All Hand Made: must be made entirely by hand with no machine sewing/quilting other than sewing the binding to the front of the quilt. All sizes, techniques, makers allowed.

Small Bed Quilts: Used on a bed or crib; under 80" wide and proportional length.

1110- Small Solo, Pieced: One person made top and quilted it. **Only** piecing allowed, no applique or embellishments of any kind will be allowed.

1120- Small Solo, Applied Techniques: One person made top and quilted it. All applique, painting, embellishments, combination of techniques with piecing, etc. allowed, as well as entirely appliqued quilts, whole cloth quilts and those quilts without batting such as crazy quilts, wool quilts and cathedral windows.

1130- Small Duet, Pieced: Two persons worked on any part of making the quilt. **Only** piecing allowed, no applique or embellishments of any kind will be allowed.

1140- Small Duet, Applied Techniques: Two persons worked on any part of making the quilt. All applique, painting, embellishments, combination of techniques with piecing, etc. allowed, as well as entirely appliqued quilts, whole cloth quilts and those quilts without batting such as crazy quilts, wool quilts and cathedral windows.

Large Bed Quilts: Used on a bed; wider than 80" and proportional length.

1210- Large Solo, Pieced: One person made top and quilted it. **Only** piecing allowed, no applique or embellishments of any kind will be allowed.

1220- Large Solo, Applied Techniques: One person made top and quilted it. All applique, painting, embellishments, combination of techniques with piecing, etc. allowed, as well as entirely appliqued quilts, whole cloth quilts and those quilts without batting such as crazy quilts, wool quilts and cathedral windows.

1230- Large Duet, Pieced: Two persons worked on any part of making the quilt. **Only** piecing allowed, no applique or embellishments of any kind will be allowed.

1240- Large Duet, Applied Techniques: Two persons worked on any part of making the quilt. All applique, painting, embellishments, combination of techniques with piecing, etc. allowed, as well as entirely appliqued quilts, whole cloth quilts and those quilts without batting such as crazy quilts, wool quilts and cathedral windows.

1300- Group Bed Quilts: Quilts that have been made and/or quilted by MORE THAN TWO persons. All sizes, all techniques.

1400- Miniatures: Quilts will have all aspects of the quilt reduced in scale from a full sized quilt. Maximum size is 24" x 24". All techniques, all makers.

1500- Modern: Quilt must reflect some of the following characteristics: Asymmetry of design, improvisational piecing, bold colors, on-trend color combinations, and graphic prints, use of negative space, unconventional block structures, or reinterpreted traditional blocks. Quilting designs should reiterate modern theme. All sizes, techniques and makers allowed.

2018 Great River Quilt Show Information

WALL Quilts- Categories may be tweaked to balance numbers of entries.

1610-Wall Small- Quilts will be under 35" wide.

A. Traditional: Traditional pieced/applique setting, patterns and kits allowed.

B. Art: Must be original design; no commercial patterns or kits allowed

1620-Wall Medium- Quilts will be more than 35" but less than 55" wide.

A. Traditional: Traditional pieced/applique setting, patterns and kits allowed.

B. Art: Must be original design; no commercial patterns or kits allowed.

1630- Wall Large- Quilts will be more than 55" wide.

A. Traditional: Traditional pieced/applique setting, patterns and kits allowed.

B. Art: Must be original design; no commercial patterns or kits allowed.

1700-Found and Finished: Quilts will include all sizes, all techniques. Quilts will have been started by another quilter (known or unknown) and finished by entrant(s).

1800-3-D: New category will include all three-dimensional projects to include such items as tuffets, dolls and more. Use your imagination. Must be able to be easily moved and displayed without issues. Need not be quilted, but may include quilted pieces. All techniques, all makers.

Wearables: Items do not need to be quilted. All techniques, all makers.

1910-Garments: Articles of clothing (vests, jackets, etc.) Pattern designer required on entry form

1920- Bags/Purses/Accessories

2000- Miscellaneous: Any entry that does not fit into any other category and items such as household items. Examples: table runners, placemats, etc. All techniques, all makers.

2100-MVQG 2018 Quilt Show Sun, Moon and Stars Challenge: All techniques. No size requirement. Traditional, modern, or art techniques can be employed. Quilt must tie into any one, two or three aspects of the theme.

2200-All Other Challenges: All challenge quilts **made in 2017 and 2018**. Any guild/ sit and sew group. Entrant must be member of MVQG at time of entry. All techniques, all makers, all sizes.

2300- Junior: Entrant must be under the age of 18 and be a child/grandchild of a member. Each entry will receive a participation ribbon. Non-judged category.

2400- Non-judged

Spring 2018 MVQG Retreat Registration

It's time for Retreat! The MVQG Spring Retreat is March 14-18, 2018 at Grace Lutheran Church Camp in DeWitt, Iowa. Retreat starts at 8AM on Wednesday and ends at 3PM on Sunday.

For those not familiar with the MVQG Retreat, retreats are held twice a year, in the spring and the fall.

At retreat you can do anything you want: sleep in, stay up all night, go on road trips with your friends, work on your own projects, read books, or walk the beautiful camp grounds. We do our own cooking so everyone is assigned to a team to help with one meal. Most of all, Retreat is FUN! To register, complete the registration form below; and mail it along with your nonrefundable deposit to Sue for either building. If you have any questions please contact Sue or Mary, who are still in Andrew building

Registration is limited to 20 people per building and to MVQG members only until February 6 2018. If there are any openings after that non-members may register. This allows everyone to sleep on a lower bunk and provides each person with plenty of workspace.

Price is \$25 per night for those retreaters staying at the camp overnight for a maximum of \$100 for the entire Wednesday thru Sunday retreat. The daytime only fee is \$17 per day for retreaters not staying overnight. You may register for all nights or all days only or any combination of nights and days. Prices include meals. If you have a meal preference or a partner you like to work with please indicate that also. Thursday lunch and Friday night will be a combined meal of both buildings.

Name: _____ Phone: _____

Address: _____ City: _____ State: _____

Zip: _____ E-mail: _____

I will attend the following nights (please mark): ___ Wed ___ Thurs ___ Fri ___ Sat
Cost = number of nights marked ___ X \$25 = ___ Total

I will attend the following day(s) only, no nights (please mark): ___ Wed ___ Thurs ___ Fri ___ Sat
Cost = number of days marked ___ X \$17 = ___ Total

Building Preference: ___ Peter ___ Andrew ___ No Preference

Meal preference: _____ Partner: _____

A non-refundable deposit of 1/2 your total cost will hold your spot.

Please make checks payable to MVQG. Mail your registration form and deposit check to Sue along with your building preference. Your confirmation and retreat information will be e-mailed to you.

Sue Kirk
2128 Jefferson Ave.
Davenport, IA 52803
suekirk21@yahoo.com

Mary Pement
marpem49@gmail.com (new)
309-797-6367