



# MISSISSIPPI VALLEY QUILTERS GUILD

Established 1983

April 2026

P. O. Box 2636, Davenport, Iowa 52809-2636

## APRIL PROGRAM

## APRIL CALENDAR

**NOTE: Changes in Yellow**



MVQG member **Karla Miley** has turned a lifetime of sewing and handwork into an exciting journey in modern quilting. Her quilts have been juried into QuiltCon, exhibited in galleries and traveling showcases, and published in *Curated Quilts*. Karla will share her quilting journey along with insights into today's modern quilting movement.

**Her lecture will be the same for both the afternoon and the evening meeting**

### President's Message By Diana Engelbrecht

So many opportunities to learn and meet members in the next seven months. Excellent speakers and events are coming: our own Karla Miley, Cynthia England, Carl Hentsch, Farm Fiber Fun, Summer Celebration potluck, Skill Builder Workshops, and the Quilt Show in October. WOW! Even if you don't take the classes, you will learn a lot from the speakers at. It can be hard to meet and talk with people during meetings, so classes, charity sews, and sit-and-sews make that much easier.

. When I joined in late 2010, I was trying to figure out all the Member Opportunities listed on the last page of the newsletter. I decided to attend each of the sit-and-sews to see where I fit in. Sometimes you have to test each one because personalities may not mesh (and that is okay). I found three of the four available at the time to be a good fit. I got so much done and had help with anything I didn't know how to do. I've always been thankful I did that. That is how I developed friendships with many of the members here.

. So if you are having trouble finding your groove here, try the sit-and-sews and charity sews to see if there isn't a place that feels like home.

- ❖ **Guild Meeting**  
**April 7** ..... **1pm & 7pm**  
1st Congregational Church 2201 7th Ave, Moline
- ❖ **Quilts of Valor**  
**April 8** ..... **9am - 2pm**  
Heritage Church 4801-44th St, Rock Island
- ❖ **Scott County Sit & Sew**  
**April 8** ..... **9am-3pm**  
Scott County Library 200 N. 6th, Eldridge
- ❖ **Charity Quilters**  
**April 9**..... **9am - 3pm**  
Deere Wiman Carriage House 909 - 11th Ave, Moline
- ❖ **Quilt Queens Breakfast**  
**April 9**..... **9am**  
Village Inn, 53rd & Elmore \*\* All are welcome.  
RSVP Judy Nelson, 563-271-7140
- ❖ **Quilters Get Away (Just One Day)**  
**April 10** ..... **9am - 430pm**  
Butterworth Education Ctr 701 12th Ave, Moline
- ❖ **Board Meeting**  
**April 14** ..... **6pm - 830pm**  
**Butterworth Home (Orchid Room) 1105 8th St Moline**
- ❖ **Fiber Arts**  
**April 14**..... **9am - 3pm**  
Eastern Ave Library 6000 Eastern, Davenport
- ❖ **Quilt Queens Sit & Sew**  
**April 16, April 30**..... **9am-3pm**  
Eastern Ave Library 6000 Eastern Davenport
- ❖ **Mod Squad Quilters**  
**April 16** ..... **6:30pm**
- ❖ **Fairmount Library Sit & Sew**  
**April 17** ..... **9am - 3pm**  
*Beginners Welcome!*  
3000 Fairmount, Davenport
- ❖ **Virtual Sit & Sew**  
**April 20** ..... **1pm - 4pm**  
*Karla Miley, 309-738-5227*
- ❖ **Cuddle (Doll) Quilts**  
**April 21**..... **9am - 2pm**  
Deere Wiman Carriage House 909 - 11th Ave, Moline
- ❖ **Program Committee Mtg**  
**April 22** ..... **9am - 1130am**  
Butterworth Home (Orchid Rm) 1105-8th St, Moline
- ❖ **Quilt Show Meeting**  
**April 26** ..... **130pm - 430pm**  
**Deere Wiman Carriage House 909 - 11th Ave, Moline**
- ❖ **Pin Pals Sit & Sew**  
**April 28** ..... **9am - 3pm**  
Butterworth Education Ctr 701 12th Ave, Moline

# PROGRAMS

**APRIL 7 LECTURE:** MVQG member **Karla Miley** has been a sewist and handwork experimenter her entire life—clothing construction, tailoring, quilting, knitting, smocking, needlepoint, and embroidery. Since retiring from her full-time faculty position at Black Hawk College, she has been able to devote more time to quilting. During the pandemic, Zoom lectures and workshops with national and international experts sparked her dive into modern quilting. In addition to MVQG, she belongs to the Bloomington Normal and South Florida Modern Quilt Guilds to broaden her connections in modern quilting. Her work includes a quilt juried into QuiltCon (2024), participation in the BNMQG Modern Quilt Showcase with the Original Sewing and Quilt Expo (2024 and 2025), and quilts exhibited at the Anne Lloyd Gallery in Decatur, Illinois. Honors include a quilt published in *Curated Quilts*, another voted “Viewer’s Choice” at an exhibit in Mattoon, several quilts juried into the Great Wisconsin Quilt Show (2023–2025), and ribbons at MVQG quilt shows. In addition, “Ten Shades of Red” received the NACQJ Award of Merit for Outstanding Achievement in Quilt Making in 2024.

**MAY 5 LECTURE: Cynthia England** “*Creating a Pictorial Quilt.*” Cynthia, well known for her pictorial quilts, will discuss her original “Picture Piecing” technique that Cynthia developed to achieve detailed quilt imagery technique and the process behind creating these detailed quilts. She will cover enlarging designs, fabric selection, and organizational methods. A question-and-answer session will follow. **The same lecture will be presented at both meetings.**

Learn more about Cynthia on her website: <https://www.englishdesign.com/>

**MAY 6 AND 7 CLASS: Cynthia England - “Picture Piecing,”**

9:30am - 4:00pm, Butterworth Education Center, 701 12th Ave, Moline, IL 61265. This is a 2 day class taught by Cynthia England. On day one,

participants choose from two small landscapes. (*Blue Heron or Life’s a Beach*) No tracing involved; templates are preprinted onto freezer paper. Fabric selection, organizational skills and construction methods will be addressed in class. **Sewing machines and irons required.** On day 2, students may continue working on their day one project or bring in their own photo to create a plan for a pictorial quilt.

Cost: \$126 (\$70 class fee payable to MVQG now, \$56 kit fee payable to Cynthia England on class day). Lunch provided both days for \$10/day. This class is full, but we are taking names for a wait list.

**JUNE 2 LECTURE: Carl Hentsch** will share his inspiration behind the quilts from his current book *New York Beauties & Flying Geese*.

Learn more about his color inspiration as he shares the quilts from the book as well as others that have inspired his quilting journey.

**1 pm meeting:** “Amish-Inspired Quilts for Today”

**7 pm meeting:** “New York Beauties & Flying Geese”

**JUNE 3, 4, AND 5: Carl Hentsch**, 9:30am - 4:00pm, Carriage House, 817 11th Ave, Moline, IL 61265. All classes will be instructed by Carl Hentsch. **Classes are stand alone - take 1, 2, or 3.** Cost is \$35 per class, payable to MVQG now to reserve your spot. Lunch provided each day for \$10/day. Samples, detailed supply list, and class fee will be forthcoming from Carl. **Find more information and a brief class description at the end of the newsletter (see page 18-19) and on Carl’s website:** [www.3dogdesignco.com/workshops](http://www.3dogdesignco.com/workshops)

**JUNE 3 New Barn Raising**

**JUNE 4 Seeing Spots**

**JUNE 5 Shattered Dresden**



## March Meeting Statistics

### Afternoon Meeting

86 Members, 3 Guests  
1 New Member

### Evening Meeting

39 Members, 0 Guests  
0 New Members

**Total Members: 239**

## MARCH NAME TAG WINNERS

**Afternoon:** Sue Berger, Dianne Bliss, Joan Bush, Helen Johnson, Kathie Stockwell, Sheila Wildermuth, Janet Zahrt

**Evening:** Carol Downey, Claudia Duyvejonck, Barb Schloemer, Julia Warner

## MARCH DOOHICKEY

### Drawing Winner:

Carol Downey

Send newsletter articles to:

**newsletter@mvqg.org**

**May's Newsletter deadline is  
April 17th, 2026**

## APRIL DOOHICKEY


The tickets are  
\$1.00 each

- Riley Blake 5" Stacker
- Quilt Pattern "Charm Pack Stones"
- Ponderosa Thread Gloss
- Terrific Tape – ½ inch
- Magic Clips
- GEasy Ruler Stickers



## Committee Spotlight: Fiber Arts & Farm Fiber Fun

The Fiber Arts group began in 2009 when Colleen Curry and a small group of art quilters in our guild gathered to explore new techniques. They met on Mondays at Colleen's studio for "Playday," experimenting with fiber art methods, and on Tuesday afternoons at the Fairmount Library to share information and enjoy show-and-tell. Playday eventually moved to the morning of the regular meeting on the second Tuesday of each month, allowing more members to participate. This year, Playday has been renamed Morning Workshop.



Around 2012, the group planned a retreat at a campground, but it was canceled due to water supply issues. Diana realized the farm's Quonset building was available, and her husband agreed we could use it the following month—little did either of them know what it would become. For the first two years, it was simply a place to work on messy projects. Workshops were added, growing to as many as 24 before settling at 12–14 each year. We chose the name Farm Fiber Fun, offering workshops using shared supplies and kits. It's a great way to

try a new technique without investing in all the materials. The cost is a donation to help replenish what you use—try it, then decide if it's something you want to pursue.

... Workshops focus on a wide range of fiber techniques. Dyeing fabric remains the most popular and is offered every year. Past workshops include mono printing with Gelli plates, painting on fabric, sun printing, wet and needle felting, knitting, spinning, paint sticks, inks, card making, clay faces, wire work, beading, indigo and rust dyeing, paper making, and barn quilts.

Check out the May 14–19, 2026 Farm Fiber Fun schedule, workshop descriptions, and sign-up information on the member page at [mvqg.org](http://mvqg.org)

**Colleen Curry, Fiber Arts; Diana Engelbrecht, Farm Fiber Fun**

# EVENTS AND COMMITTEE REPORTS

## FARM FIBER FUN

May 14-May 19, 2026



**The workshops being offered this year are:**  
Sun/Light Printing with Turmeric, Mandala Dot Painting, Rust Dyeing, Shell Jewelry, Paper Making, Pop Up Surprise Box/ Cards, Barn Quilts, Indigo, InkTense, Dyed Mandala, Silk Floral Arrangement, Paint Go Round.



**The kids workshops include:**  
Sun/Light Printing with Turmeric, Painted Banners, Decorate Zipper Bags, Felted Soap, Sewn Tissue Holder.



**Home Schoolers will be on May 13th.**

The full schedule with descriptions will posted on the members page at [MVQG.org](http://MVQG.org).

**Information for non-members is listed on the MVQG Blog;** please refer non-members to this site. Non-members can request more details by emailing: [mvqq@mvqq.org](mailto:mvqq@mvqq.org) with FFF in subject line.

**Diana Engelbrecht 563-370-4239**

## SKILL-BUILDER WORKSHOP



Skill-Builder Workshops are a wonderful opportunity to learn a technique from one of our own MVQG members.

**Paper Piecing Beginner Part II & Intermediate.**

Mary newcomb

Saturday July 18th

Deere-Wyman Carriage House

817-11th avenue, Moline

Doors open 9:00am, Class 9:30am - 3pm.



**Denise Greer, Skill-builder Workshop Committee Chair,**  
[skillbuilders@mvqq.org](mailto:skillbuilders@mvqq.org)

## ELDRIDGE LIBRARY EXHIBIT 2026

The Eldridge Library Exhibit will be May 1-August 31. We are looking for wall hangings and small items for the enclosed exhibit table. You can bring them to the April meeting. There is a form to fill out. It is included in the newsletter, on the MVQG website, and will be available at the meeting.

**Diana Engelbrecht 563-370-4239**



## FIBER ARTS

The Fiber Arts group will meet Tuesday, April 14, 2026 at the Davenport Public Library Eastern Avenue Branch. Everyone is welcome. Inspire and Create is scheduled from 9am-3pm, where you can work on anything of your own that you choose to do. The morning workshop, 9:30am-11:30am, will be exploring foundation paper piecing. This is suitable for all levels. The meeting will begin at 1pm. Everyone is reminded to wear their name tag in order to enter the name tag drawing prize. There will be a show and tell of finished projects by members of the group. Further questions, contact Colleen Curry by phone or email.

**Colleen Curry, cocu@csteldridge.com 563-285-1305 (land line)**

## NOMINATING COMMITTEE

The Nominating Committee is responsible for finding the people willing to be nominated for the 2026-2027 board officers. We have 4 volunteers who will be voted on at the April meeting. They are: Diane Schloemer, Kathy Higgins, Judy Nelson, and Carol Burris. The one with the most votes is the chair. The nominating committee is made up of the 2 with the most votes plus the past president.

## CUDDLE (DOLL) QUILTS



This month we will meet at the Deere Wiman Carriage House on the 3rd Tues, April 21, 2026: 9:00am - 2:00pm. Looking for help with batting, if anyone has left over batting from quilts we could use it. It would be so great to have some help creating cuddle quilts. Come with some ideas for designs, or if you have some in the works, come and sew a while. I'll bring cutting mats, cutters, and iron. I know you always tell me you prefer to sew at home, and I totally understand, so just come and play with fabric for a few hours. Help reach our 1000 goal in 2026!

**Debbie Schladt, CQ Chair 309-786-4387; Margaret Paulos, Co-Chair 563-323-5745**

## 2026 UFO Challenge



This quarter's project is #2 on your list. Remember: Photo proof of completion must be emailed to Kathee Secor [kathee@frontiernet.net](mailto:kathee@frontiernet.net) by **Sunday April 5, 2026 (before the April meeting)**. Good luck!

Kathee Secor and Mary Kay Hymes, UFO Challenge Coordinators

## 2026 QUILT GUILD CHALLENGE



The 2026 Quilt Guild Challenge Theme is **"SPIRIT"**.

The Challenge begins in January and quilts will be displayed and voted on by the guild members at the September Guild meeting.. Prizes will be awarded at the end of the meeting. These quilts may be entered in the 2026 Quilt Show in the Challenge Category.

Quilts may be any size **up to 36 INCHES LENGTH AND/OR WIDTH**  
**ANY TECHNIQUE** may be used  
**COST IS \$1 PER QUILT**, Sign up in the L or contact JO NOON, Challenge Chair.

### NOTE:

**SPIRIT** is defined as the soul of a person, divine influence "Holy Spirit," Supernatural Being "Ghost," Feelings or Mood "Good Spirits," Vigor and Courage "Pride in Nation or Country," Sense of Membership "Team Spirit," National Spirit "Our Nation's 250th Anniversary in 2026," Hard Liquor  
**Jo Noon, Challenge Chair**



## QUILTS OF VALOR

Spring is not here yet, but we can see it around the corner.

A huge thank you to all who made pillow cases for QOV in February. I received 104 at the meeting with 16 more later. We use 200+ each year. We do not have to issue them any longer per QOVF unless we prefer to. I have several who can only make them instead of helping make quilts, so I will not take that joy away from them. Plus we like having them to deliver them privately. So thank you all.

Our next work day is April 8th, 9:00am - 2:00pm.

Here is a thank you,

*"Mrs. Austin,*

*I want to send a heartfelt thank you to you and your talented quilters. The quilts made for my spouse and I are absolutely beautiful! We are very proud of our service and more than appreciate your generosity and gratitude. Please know that when we look at these quilts our hearts are full of pride and warmth. God bless you all."* -Zach and Mary H.

This is why we do what we do.

Humbly grateful,

**Terry Austin, QC QOV 309-912-1063**

## Beginner QUILTING



### Beginners Welcome!

Are you a Beginner or just needing some help figuring out a project? This is for those who need help or just want someone around to guide if needed.

**Come to the Fairmount Library Sit and Sew,  
3000 N. Fairmount St, Davenport.**

Donna Lanman and Diana Engelbrecht will be there to help you. If we do not have an answer, we will find someone who does. We have kits you can use to learn if you don't want to cut into something special you are planning to make.

**Diana Engelbrecht, 563-370-4239  
dipraisinhim@aol.com,**

## FIGGE Quilt Show

I want to thank all the volunteers of MVQG who hung a quilt, hauled equipment, sold raffle tickets, talked to visitors, fenced questions about the guild and helped our FIGGE show to be a raving success for the QCA. **You are all rock stars!** I hope you get the same satisfaction and sense of pride that I do representing our wonderful guild. Thank you for your generosity!

**Rene Robinson, 309-738-3266**

**Quilt  
Stitching**  
— by Shelly —

Professional  
Computerized  
Longarm

quiltstitchingbyselly.com qbsstudio.com  
shelly@quiltstitching.com 563-503-5553

## Historical Interest

The Revolutionary War officially ended on September 3, 1783. Soon afterward, Hewson and Friends began producing printed fabrics in many colors and patterns. New England had the textile mills, the South supplied the cotton, and wool came from many regions. Even so, fabric was still expensive.

One popular technique was broderie perse, cutting motifs from printed fabric and appliquéing them onto a background to stretch materials and create elaborate designs. This period spans roughly 1820–1860

Baltimore Album Quilts (BAQs) are a distinctive style of American quilt, originating in Baltimore, Maryland, between roughly 1840 and 1860. Known for their intricate applique blocks on white backgrounds, they often



feature patriotic symbols, florals, ships, and local landmarks. These collaborative, highly decorative “fancy work” pieces were typically created as commemorative gifts.

The country was expanding, and land and gold were drawing people west. My great-great-grandfather, Warren Ives, was a '49er. He bought a share in a gold company, traveled to New York, then sailed around South America to San Francisco. He sold his share (cholera at the mine), sold fish, and eventually returned overland and bought the farm in Oxford, Iowa.

### IA/IL Quilt Study Group

April 11, 2026 – Kalona Museums

Registration: \$35

Contact: Martha Crawford

4925 Cosgrove Rd., Kalona, IA 52247

**Catherine Litwinow, Historian**

# 2026 GREAT RIVER QUILT SHOW NEWS

## Quilt Show Guidelines/Rules and Categories

The Guidelines/Rules for entry into the 2026 Great River Quilt Show are included, followed by the show Categories. Please review them on pages 12–14.

**Please read BOTH.**

We will answer questions at the monthly meetings or you can text/call Diana at (563) 370-4239.



## 2026 Quilt Show Dates

Hello Quilters!!

**Have you marked the following dates on your calendar?**

Very important dates this year for the Mississippi Valley Quilters Guild are **October 13, 14, 15, 16 and 17**. Those are the dates of the 2026 MVQG Great River Quilt Show and Quilt Show Set-Up. Please mark these dates on your calendars now so you can plan your schedule to volunteer on these dates. Many hands will be needed to help make this show a success. We will need your hands and the hands of your significant other and maybe even your kids, your neighbors, your friends and your 2nd cousin twice removed too.

**October 13, 14 and 15 are set-up, quilt intake and quilt hanging days.  
The show is open to the public October 16th and 17th.**

For those new to the MVQG, we hold our quilt show every 2 years. It is the guild's major fundraising event. Funds earned thru the show help support the guild's many activities and allow us to bring national teachers/lecturers to the QCA. It is also an opportunity to showcase to the public the many talents of our members (yes, you are talented) and educates us thru the optional judging process.

There will be many opportunities to help before and during the show. Job descriptions will be highlighted in upcoming newsletter articles.

**Dorine Donaubaer, Quilt Show Volunteer Chair, (309) 428-0840**

# Quilt Show Appraisals

What is a quilt appraisal? A quilt appraisal is a formal written document from a certified professional (such as from the AQS or PAAQT), that assigns a monetary value to a quilt based on its technique, age, and condition. Appraisals are essential for insurance (to cover loss/damage), fair market value (to sell), or for donation purposes (for IRS deductions).

Appraisers analyze the fabric, construction, pattern, age, and overall condition of the quilt. They appraise quilts of all ages – from antique to newly created. Certified appraisers are experts in quilt history and market trends, ensuring an accurate and reliable valuation.

## ***Why get an appraisal?***

- ***Insurance:*** Ensures your quilt is covered by insurance, providing a firm monetary value in case of loss or damage. Your insurance company may require a separate rider for coverage.
- ***Historical Documentation:*** Provides a documented history of the quilt's origin, maker, and age.
- ***Validation:*** Professional acknowledgment of the artistic, creative, and time investment (provenance).

The MVQG's Great River Quilt Show is offering quilt appraisals by Chris Moline, a Certified AQS Quilt Appraiser, by appointment during our show in October. Cost is \$60 per item. We will start taking appointments in July. Appointments are open to both MVQG members and the general public.

If you have any questions, please contact Dorine.

**Dorine Donaubauer, Quilt Show Appraisals Chair, (309) 428-0840**



## **2026 Quilt Show Challenge**

### **Emphasis on the Curves**

“If you can sew a straight line, you can quilt”—but this year, we’re going beyond straight lines! The 2026 Quilt Show Challenge invites you to explore the beauty of curves through piecing, appliqué, quilting motifs, or even optical illusions.

***Challenge quilts may be no larger than 30” x 30”***

We can't wait to see your take on  
**Emphasis on the Curves.**

**Peggy Fierst, 2026 Quilt Show Chair**



## Quilt Show Raffle Baskets

Do you know someone who owns a business in the QCA? (Your brother, friend, neighbor, dentist, your brother's neighbor, your neighbor's friend... you get the idea.) If you feel comfortable asking whether their company might consider contributing to our raffle baskets (or even sponsoring one) that would be wonderful. If they are interested, please have them contact me at:  
rafflebasketchair@mvqg.org.

Here's a quick version of my "speech":  
*My name is... (You could probably omit this!)  
I belong to... MVQG.*

*We are preparing for our 2026 Quilt Show.  
I'm helping with the raffle basket project.  
We are asking local businesses to consider contributing items for a basket, a complete basket, or a monetary donation to help build a basket.*

It only takes a minute or less, easy-peasy!  
Forms are on page 17-18 of the newsletter and will be available at the April meeting.

**Karen Mach, Quilt Show Raffle Basket  
Committee Chair 563-343-0470**

## Quilt Show Boutique

### ***Volunteers Needed***

Anyone interested in helping to decide if we need further items for the quilt show boutique, please come to a meeting/work day at my house on Monday April 20th at 10:00 am to ? Please bring a sack lunch. We will be making more kits if necessary and pricing more of the items that have already been turned in. Please come and have some fun.

My address is:  
12412 100th Avenue Davenport, IA.

**Dawn Thompson, Quilt Show Boutique  
Chair, 563-349-1853**

## Raffle Ticket Seller Rewards

Guild members have an added incentive for raffle ticket sales this year:

- \$100 – Most tickets sold by an individual member**
- \$75 – Second-most tickets sold**
- \$25 – Member who sells the winning ticket**

Need more raffle tickets? See Michelle Bailey. Every ticket sold supports the success of our quilt show—thank you for helping spread the word!

**Peggy Fierst, Quilt Show Chair  
Michelle Bailey, Webmaster**

## Quilt Show Demonstrations

*Hey There!*

*Yes, YOU!*

YOU have many talents you could share with others at the quilt show this fall. I'm looking for volunteers to demonstrate something quilt related at the show. Sure, you can!

**Linda Klyman, Quilt Show Demonstration  
Chair, 309-716-1796**



**Longarm Quilting & Custom-made  
T-shirt & Memory Quilts**  
Kathy Felten  
(563) 661-9158  
Delmar, Iowa  
kfyorkies@gmail.com

# Volunteer Spotlight



**Margaret Paulos**

Meet Your Cuddle Quilt Co-Chair: **Margaret Paulos**

Margaret's quilting journey began at her mother's dining room table in northwest Iowa. Growing up as one of six siblings near Fort Dodge, she helped her mother set up a quilting frame over the table for local quilting bees. She also helped sew strips together for weaving rugs.


... Following family tradition, she made a Double Wedding Ring quilt for her daughter's wedding. She says it was made from the worst fabrics and colors. She has completed seven or eight more since then, improving with each one. She still has the Double Wedding Ring her mother made for her own wedding.

... Margaret loves traditional styles like scrappy tumbling blocks and glorified nine-patches. Each of her grandchildren receives three quilts: a baby quilt, a kid quilt, and a graduation quilt. Family members receive more creative quilts, which she designs on a sheet spread across her living room floor. Her most recent was a sailing-themed wall hanging for her youngest grandson, featuring the Golden Gate Bridge and fabrics representing their Iowa roots. Margaret hand-quilts everything and is known for making sturdy corduroy blankets for anyone in need.

... Margaret has been a member since 1979, after discovering an MVQG show at a Bettendorf church. She has served on the Community Education, Charity, and Historian committees. Her true passion is the Cuddle Quilts committee, which she chaired for nearly 18 years and now co-chairs with Debbie Schladt.

... Margaret's life outside quilting has also been busy. She graduated from the University of Iowa in education, first teaching at Durant High School, then substituting in Davenport and Moline while raising her eight children. After becoming certified in Special Education, she taught at Central High School until retiring when her husband, Richard, passed away.

... A lifelong cyclist who grew up riding gravel farm roads, Margaret has been with the RAGBRAI tag wagon for all but the five years she rode the full route. She also enjoys tending the wildflower pollinator garden at her 1865 home and volunteering at Walnut Grove Pioneer Village, the Black Hawk State Historic Site, and the Botanical Center.



**Catherine Litwinow**

Meet **Catherine Litwinow** our Historical Interest Chair

Born in Ida Grove, Iowa, Catherine grew up on the farm balancing grain bins. She was a Girls 4-H member, a Boys 4-H member, and showed Polled Shorthorn cattle at the State Fair. She headed to Iowa State to pursue her "MRS degree" (where the 3-to-1 boy-to-girl ratio was in her favor). After marrying her husband, Bill in 1971, she moved to the QC and completed her education at Marycrest, eventually earning a Master's in Special Education at Ambrose and later a Master's in Museum Studies at Western. She taught Home Economics at Alleman.

In 1979-80 she was spurred on by a fellow Home Economics teacher saying that they need to "learn about this quilting stuff," Catherine took a class at the Yarn Hut and machine-pieced her first shadow box quilt in six weeks. Then in classes with Winifred Petersen, she found her true passion: the art of hand-piecing, applique, EPP, and hand-quilting.

Catherine's impact on MVQG has been essential. Alongside the "Nimble Thimbles" sewing group and with the support of the Yarn Hut, she helped establish our guild. Since those early days, she has seen the group migrate from the Lutheran church on Jersey Ridge to its current home at First Congregational Church.

Catherine has served on the Program, Charity, and Community Ed committees. She loves history so much she started the Historical Committee. She recalls setting up hand-quilting frames at Pioneer Village in Scott County Park. 6-8 members would gather to demonstrate hand quilting. Her passion for the history of the quilting arts even led her to start the Iowa Illinois Quilt Study Group.

Catherine was named "Home Economics Teacher of the Year" in the 1980s and currently serves as the President of the United Women in Faith. She is a proud mother to her son, Mark, a chemical engineer at 3M who was a leading engineer for the N95 mask.

When she isn't quilting or reading, Catherine and Bill like to travel, cruising everywhere from Alaska to the Baltic and bus tours through England and Ireland. Catherine has developed one rule for survival: when faced with a buffet line on a bus tour, always eat dessert first to avoid the line.

## Guidelines for the 2026 Great River Quilt Show

1. You must be a member of the Mississippi Valley Quilters Guild for the year your entry is due (September 1, 2025-August 31, 2026) and the year the show is in (September 1, 2026-August 31, 2027). If you were a member of the guild the prior year (2024-2025), a full membership fee of \$35 will be due no matter in which month you are renewing your membership.
2. Item must be entered by August 25, 2026, 11:59pm.
3. Category sizes may be adjusted by the entry/judging room committees as needed for bed, wall, and art categories to balance numbers for judging.
4. Entries must **not** have been shown in a previous MVQG quilt show.
5. In the bed quilt categories: Proportionate=square or longer than it is wide.
6. Collaborative categories include 2 or more makers. **You must always include the quilter in your thought processes when entering.**
7. To be judged, your entry must have 3 layers (top, batting, and back) quilted together. The exception to that rule is the miscellaneous category where quilts without batting such as crazy quilts, wool quilts, and cathedral windows may be entered.
8. To be judged, the back must be visible. DO NOT cover the back of your work. The judges need to see the BACK as well as the front of your work.
9. A 4-inch sleeve must be attached to the top of the back of the quilt. If your quilt is longer than 90 inches, measure 90 inches up from the bottom and attach the sleeve at that level. Instructions for the sleeve can be found on our website at [mvqg.org/great-river-quilt-show](http://mvqg.org/great-river-quilt-show)
10. Labels Required: Title of quilt and maker's name and anything else you want to include. Best placement is on **the back bottom left corner**.
11. Items should be clean and odor free.
12. For copyright purposes, please identify designer and pattern or recognize the source of inspiration where requested on the entry form.

### CATEGORIES/ITEMS NOT ELIGIBLE FOR BEST OF SHOW:

- 1700-Found and Finished
- 1900-Wearables: Garments, Bags, Purses, Accessories
- 2000-Miscellaneous
- 2100 Show Challenge
- 2300-Junior (Non-judged)

### **ALL OTHER CATEGORIES ARE ELIGIBLE FOR BEST OF SHOW.**

### DEFINITIONS:

- **All Hand Done:** Piecing and quilting must be done by hand. Backing may be machine pieced. Binding may be attached by machine but must be finished by hand.
- **Small Bed Quilt:** Crib to Full (up to 69" wide and proportionate in length)
- **Large Bed Quilt:** Queen to King (over 70" wide and proportionate in length)
- **Solo:** Constructed, stitched, and quilted by ONE MAKER ONLY
- **Collaborative:** Constructed, stitched, and quilted by 2 or more makers (piecers and/or quilters). 2 ribbons awarded per placing.
- **Pieced:** Pieced by hand or machine. No other techniques allowed (no embellishments, no appliqué, etc.).

- **Applied Techniques:** Any technique ‘applied to the fabric.’ Appliqué, painting, beading, crystals, etc., or any combination of these techniques is allowed in addition to piecing.
- **Computer Guided Piecing, Embroidery and/or Appliqué:** Any item a computerized embroidery type machine is used. This class is for all items such as bed quilts, wall quilts, tree skirts, bags, etc.
- **Art:** Original designs only—no patterns or kits allowed. Quilts will be required to include a **short** (50 word) artist’s statement listing all techniques/methods used. (This should not include where/why the fabric was purchased.) Statements may be read aloud for the consideration of the judge. The category will be divided into sizes to balance the numbers to be judged.
- **Modern:** May be pattern or kit. Must utilize ‘modern’ style in piecing and quilting design.
- **Wall Quilts:** Designed to hang on a wall.

### Categories for 2026 Great River Quilt Show

**1100- All Hand Made:** Must be made entirely by hand, with no machine sewing/quilting other than sewing the binding to the front of the quilt and piecing the back. All sizes, techniques, makers allowed.

**Small Bed Quilts:** Used on a bed or crib; up to (and including) 69” wide and proportional in length.

**1110- Small Solo, Pieced:** One person made top and quilted it. **Only** piecing is allowed, no appliqué or embellishments of any kind will be allowed.

**1120- Small Solo, Applied Techniques:** One person made top and quilted it. All appliqué, painting, embellishments, combination of techniques with piecing, as well as entirely appliquéd quilts and whole cloth quilts.

**1130- Small Collaborative, Pieced:** Two or more persons (piecers and/or quilters) worked on any part of making the quilt. **Only** piecing is allowed, no appliqué or embellishments of any kind will be allowed. 2 ribbons will be awarded per placing.

**1140- Small Collaborative, Applied Techniques:** Two or more persons (piecers and/or quilters) worked on any part of making the quilt. All appliqué, painting, embellishments, combination of techniques with piecing, as well as entirely appliquéd quilts and whole cloth quilts. 2 ribbons will be awarded per placing.

**Large Bed Quilts:** Used on a bed; wider than 70” and proportional in length.

**1210- Large Solo, Pieced:** One person made top and quilted it. **Only** piecing is allowed, no appliqué or embellishments of any kind will be allowed.

**1220- Large Solo, Applied Techniques:** One person made top and quilted it. All appliqué, painting, embellishments, combination of techniques with piecing, etc. as well as entirely appliquéd quilts and whole cloth quilts.

**1230- Large Collaborative, Pieced:** Two or more persons (piecers and/or quilters) worked on any part of making the quilt. **Only** piecing is allowed, no appliqué or embellishments of any kind will be allowed. 2 ribbons will be awarded per placing.

**1240- Large Collaborative, Applied Techniques:** Two or more persons (piecers and/or quilters) worked on any part of making the quilt. All appliqué, painting, embellishments, combination of techniques with piecing, as well as entirely appliquéd quilts and whole cloth quilts. 2 ribbons will be awarded per placing.

**1300- Computer Guided Piecing, Embroidery and/or Appliqué:** Any item a computerized embroidery type machine is used. The computer guided piecing, embroidery and/or appliqué is the predominant design element (50% or more). This class is for all items such as bed quilts, wall quilts, tree skirts, bags, etc.

**1400- Miniature:** Miniature quilts should look like a full-size quilt or wall hanging that is reduced in scale. The maximum size is 24" x 24". All techniques, all makers.

**1500- Modern:** Quilt should have a clean, modern design and a strong visual impact. Modern quilts often use asymmetry, improvisational piecing, minimalism, negative space, a reinterpretation of traditional blocks or the lack of a visible block structure. They are machine or hand quilted in a way that is complementary to the design.

**WALL Quilts** - Categories may be tweaked to balance numbers of entries.

**1610 - Wall Small, Pieced:** - Quilts will be under 35" wide. Patterns and kits allowed. **Only** piecing is allowed, no appliqué or embellishments of any kind will be allowed.

**1620 – Wall Small, Applied Techniques** - Quilts will be under 35" wide. Patterns and kits allowed. All appliqué, painting, embellishments, combination of techniques with piecing, etc. allowed, as well as entirely appliquéd quilts and whole cloth quilts.

**1630 - Wall Medium, Pieced:** - Quilts will be between 35" and 55" in width. Patterns and kits allowed. **Only** piecing is allowed, no appliqué or embellishments of any kind will be allowed.

**1640 – Wall Medium, Applied Techniques** - Quilts will be between 35" and 55" in width. Patterns and kits allowed. All appliqué, painting, embellishments, combination of techniques with piecing, etc. allowed, as well as entirely appliquéd quilts and whole cloth quilts.

**1650 - Wall Large, Pieced:** - Quilts will be over 55" in width. Patterns and kits allowed. **Only** piecing is allowed, no appliqué or embellishments of any kind will be allowed.

**1660 - Wall Large, Applied Techniques** - Quilts will be over 55" in width. Patterns and kits allowed. All appliqué, painting, embellishments, combination of techniques with piecing, etc. allowed, as well as entirely appliquéd quilts and whole cloth quilts.

**1700-Found and Finished:** Quilts will include all sizes, all techniques. Quilts must have been started by another quilter (known or unknown) and finished by entrant(s)

**1800-Art:** Any size. MUST be completely original design. **Absolutely no patterns or kits allowed.** Cannot be inspired by an existing pattern. Categories will be determined by the number of entries.

**1900 - Wearables: Garments, Bags, Purses, Accessories** Items do not need to be quilted. All techniques, all makers allowed. Pattern designer required on entry form.

**2000- Miscellaneous:** Any entry that does not fit into any other category and items such as 3-D or household items. Examples: table runners, place mats, and those quilts without batting (only 2 layers) such as crazy quilts and cathedral windows. All techniques, all makers allowed. Do not enter a quilt that fits into the bed or wall quilt categories.

**2100-MVQG Quilt Show 2026 Challenge, Emphasis on the Curves:** Maximum size is 30 x 30 inches. Traditional, modern, or art techniques can be employed. Show us your curves! Anything from Storm at Sea, Drunkards Path, improv, or something that looks curvy to you.

**2300- Junior:** Entrant must be under the age of 18 and be a child/grandchild of a member. Each entry will receive a participation ribbon. **(Non-judged category)**

**2400- For the Joy of Sharing (Non-judged):** For items which simply want to be seen and not judged!

# Scott County Library Exhibit 2026

During the months of May-August, 2026, MVQG will have an exhibit at the Scott County Library, 200 N 6<sup>th</sup> Ave, Eldridge, IA. If you have a wall hanging or something small for the enclosed table display you would like to share, please fill out the information on this form and return by April 15. Thank you for participating in this Community Education display.

Quilt Owner: \_\_\_\_\_

Address: \_\_\_\_\_

City: \_\_\_\_\_ State: \_\_\_\_\_ Zipcode: \_\_\_\_\_

Phone: \_\_\_\_\_ Email: \_\_\_\_\_

Title: \_\_\_\_\_ Size: \_\_\_\_\_

Pieced by: \_\_\_\_\_

Quilted by: \_\_\_\_\_

Pattern/Designer name: \_\_\_\_\_

Story about your piece:

Return to Diana Engelbrecht by April 15.  
Questions call or text at 563/370-4239 or email [communityed@mvqg.org](mailto:communityed@mvqg.org)



## **Mississippi Valley Quilters Guild**

### **Great River Quilt Show October 16th & 17th, 2026**

The Mississippi Valley Quilters guild is preparing for the 2026 Great River Quilt Show. **As a 501(c)(3) non-profit organization**, the quilt show is our primary source of revenue for the guild activities and the many charitable organizations we support. Raffle baskets and sponsorship are a major part of these fund raising efforts.

We are asking your business to support the guild by donating goods or funds to build raffle baskets or to support the guild through a sponsorship of \$250.00, \$500.00, or \$750.00.

Raffle baskets typically have a theme reflecting a variety of interests. Some of these themes have included automotive, gardening, children, nature, holidays, get-aways, pets, and of course quilt related themes. They include quality goods, gift certificates, classes, services etc.

In 2024 the guild hung close to 500 quilting exhibits and welcomed over 1500 visitors to the Great River Quilt show held at the Mississippi Valley Fairgrounds in Davenport, IA.

Charitable organizations the MVQG has supported include: Head Start of Scott Co, IA and Rock Island Co, IL — Quilts of Valor — Habitat for Humanity — De La Cerda — Beacon of Hope — In Touch Adult Daycare — Birthright Pregnancy Resources — Empowering Abilities \_\_ and centers for both domestic and substance abuse.

MVQG is committed to the education and encouragement of its members and the community (both young and old) in the art of quilting and other fiber arts.

**All of this is accomplished by the countless volunteer hours of our members and the generous contributions from the Quad City community and beyond.**

All raffle basket donors will be acknowledged on the basket, on our website, and in our newsletter. **Details regarding sponsorship are included on the next page.**

We appreciate your consideration of our request for raffle basket contributions or sponsorship. We request that sponsorship forms and raffle basket donations be received or arrange pick up by July 15th, 2026

Please reach out to the contacts below with any questions or to arrange a pick up time for local donations.

Thank you,

Karen Mach  
MVQG Quilt Show Raffle basket co-chairperson  
[rafflebasketchair@mvqg.org](mailto:rafflebasketchair@mvqg.org)  
563—343-0470

Peggy Fierst  
MVQG Quilt Show Chairperson  
[quiltshowchair@mvqg.org](mailto:quiltshowchair@mvqg.org)  
507-513-3936



## SPONSORSHIP DETAILS AND RESPONSE FORM

There are 3 levels of sponsorship

### **O Blue Ribbon-Mariners Compass – \$750.00**

Your business name/logo will be displayed at the main entrance of the show and on the quilt show floor with the Blue Ribbon winners.

Sponsorship announcements during the show

12 months of advertising/acknowledgment on the MVQG website and in the Guild newsletter beginning August, 2026

4 Quilt Show entry tickets

### **O Red Ribbon-Double Wedding Ring – \$500.00**

Your business name/logo will be displayed at the main entrance of the show and on the quilt show floor with the Red Ribbon winners.

Sponsorship announcements during the show

9 months of advertising/acknowledgment on the MVQG website and in the Guild newsletter beginning August, 2026

2 Quilt Show entry tickets

### **O Gold Ribbon-Flying Geese – \$250.00**

Your business name/logo will be displayed at the main entrance of the show and on the quilt show floor with the Gold Ribbon winners.

Sponsorship announcements during the show

6 months of advertising/acknowledgment on the MVQG website and in the Guild newsletter beginning August, 2026

2 Quilt Show entry tickets

---

Please indicate your level of sponsorship, fill out the information below, and return this page along with a check made out to MVQG to the address below. Send a digital copy of your logo, and a digital copy of your business card (or a business card sized add) to be used as advertisement at the show and on our website to one of the email addresses below.

Business Name \_\_\_\_\_

Address \_\_\_\_\_

Contact Name \_\_\_\_\_

Contact Phone Number \_\_\_\_\_

Contact email \_\_\_\_\_

Mississippi Valley Quilters Guild  
PO Box 2636  
Davenport, IA

rafflebasketchair@mvqg.org

quiltshowchair@mvqg.org

## A New Barn Raising Class by Carl Hentsch (Offered June 3, 2026)

**Finished Size:** 68" x 68"

**Skill Level:** Advanced Beginner to Intermediate

Bold color, dynamic movement, and classic log cabin construction come together in A New Barn Raising. This striking quilt re-imagines the traditional Barn Raising layout using diamonds, setting triangles, and elongated log cabin strips to create a dramatic, star-like center surrounded by vibrant secondary designs.

In this class, students will learn how to construct both square and diamond log cabin blocks, work with 45-degree angles, and confidently manage Y-seams in an approachable, step-by-step process. Careful color placement and value contrast are key to achieving the quilt's layered, dimensional look, and guidance will be provided throughout the class to help students make strong fabric choices.

Techniques covered include precision strip piecing, trimming oversized units for accuracy, assembling diamond log cabins, and piecing setting triangles. While the quilt has a complex appearance, it is built with repeatable steps that make the process manageable and rewarding.

This class is perfect for quilters who are ready to stretch their skills and explore a modern interpretation of a traditional block—resulting in a show-stopping quilt full of movement, depth, and color.



Students should be comfortable with:

- Accurate cutting and piecing
- Working with bias edges
- Using a rotary cutter and ruler

**Pattern Required:** "A New Barn Raising" found in *Amish Inspired Quilts for Today's Home* by Carl Hentsch



## Seeing Spots Quilt Class (Offered June 4, 2026)

Play with color, contrast, and curves in the Seeing Spots quilt class. This lively design celebrates polka dots and bold prints, combining foundation paper piecing with curved piecing to create dynamic circular blocks full of movement and energy. Thoughtful fabric placement allows the colors to flow smoothly around each block, giving the quilt its striking visual impact.

In class, students will learn how to organize a large fabric palette, piece foundation-based block sections accurately, and work confidently with curves. Instruction will cover block construction, center circle appliqué, and strategies for assembling the quilt top with precision and ease. Coordinating pillow options are included in the pattern for students who want to extend their learning.

This class is best suited for quilters who are comfortable with basic piecing and are ready to expand their skills while working with bold fabrics and modern design.

**Finished quilt size:** 44 1/2" x 58 1/2"

**Skill level:** Confident beginner to intermediate

**Finished block size:** 10" x 10"

**Techniques taught:** Foundation paper piecing, curved piecing, appliqué, color placement

**Pattern required:** "Seeing Spots" in the book *New York Beauties & Flying Geese* by Carl Hentsch

## Shattered Dresden Quilt Class (Offered June 5, 2026)

Take a fresh, modern approach to the classic Dresden Plate in this striking Shattered Dresden quilt class. This design transforms the traditional circular block into bold, angular sections that create stunning movement and visual impact. Using foundation paper piecing, students will learn how to confidently work with odd angles, achieve crisp points, and assemble complex-looking blocks with precision.



In class, we'll focus on understanding the pattern layout, organizing fabrics for success, and mastering paper piecing techniques. Students will construct individual block sections and learn how they come together into the finished quilt top, with guidance on centers, sashing, and overall assembly. A coordinating pillow option is also included in the pattern.

This class is perfect for adventurous beginners with basic sewing knowledge as well as experienced quilters looking to sharpen their paper piecing skills. Fabric selection tips for creating dramatic color flow—whether rainbow-bright or beautifully controlled—will be shared throughout the class.

**Finished quilt size:** 68" x 68"

**Skill level:** Confident beginner to intermediate

**Techniques taught:** Foundation paper piecing, precision piecing, block assembly

**Pattern required:** "Shattered Dresden" by 3 Dog Design Company

## RULERS FOR RENT:

Rulers and patterns will be available for use at Get Away, meetings, Pin Pals, and Quilt Queens. Please contact Faye Kunz at 563-505-2579 if you have any questions or wish to rent a particular ruler. Faye is usually at general meetings and Pin Pals but you will need to contact her to ensure that she is at Quilt Queens or Get Away and that the ruler that you wish to use is available. There is no charge to use the rulers at sit & sews. If you wish to use a ruler/pattern at home, you will need to pay a \$15 deposit. Your deposit will be returned to you when the ruler/pattern is returned to Faye.

### Deb Tucker Studio 180

Square Squared

Includes Technique Sheet for Stacked Squares and Design Sheet for Large Square Squared 4" finished units Square 2 Trim Down Ruler

Wing Clipper I Trim Down Ruler for Flying Geese Units

Includes Technique Sheet for Pickets & Quickets and Design Sheet for Wing Clipper I 2x4" Finished Units Tucker Trimmer

Includes Technique Sheet for Shaded Four Patch and Design Sheet for Tucker Trimmer 4" Finished Units "V" Block Trimmer

Includes Technique Sheet for Sidekick & High/Low and Design Sheet for V Block 4" Finished Units

Diamond Rects

Split Rects

Includes Design Sheet for Split Rects 2 x 4 finished units

Rapid Fire Lemoyne Star

Technique Sheet for Little Houses

Technique Sheet for Migrating Geese

Technique Sheet for Banded Lemoyne Stars

Technique Sheet for Blazing Lemoyne Stars

Technique Sheet for Fussy Cut Lemoynes

Technique Sheet for Lemoynes as Triangles

Technique Sheet for Liberty Lemoyne Stars

Technique Sheet for Strip Pieced Lemoyne Stars

Design Sheet Diamond Rects 2"x4" and 4"x8" Finished Units

Design Sheet for Rapid Fire Lemoyne Star Advanced I

Design Sheet for Rapid Fire Lemoyne Star Advanced II

Design Sheet Rapid Fire Lemoyne Star 4" Finished Units

Design Sheet for Square Squared 4" Finished Units

### Marti Michell - Templates

2 1/2" Strippers (3 Pieces)

Drunkard's Path (2 Pieces)

Drunkard's Path (4 companion pieces for making 3", 3 1/2" and 4" units) #8960

Mini Dresden Plate (4 Pieces)

Multi-Size Kite Ruler

Not So Giant Dahlia (9 Pieces)

Stack N Whack Ruler 18 degree Fan (2 sets)

Storm at Sea Diamond Template Set (2 Pieces)

Tessellating Windmill

Winding Ways 6" Set 8052

Set A 3-inch square Basic Set

Set B

Set D 4-inch Square Basic Set (8 Pieces)

Set F Sunburst Block (5 Pieces) (2 sets)

Set H Large Hexagons Plus (3 Pieces) (2 sets)

Set K Schoolhouse

Set L 12" Seven-Patch Block Set

Set N Mini Geometrics (5 Pieces)

Set P Perfect Patchwork Templates (5 Pieces) (2 sets)

### Marti Michell - Patterns

60 of One, Half a Dozen of Another

Apple Cores

Bali Breezes

Columbus Square

Fat Quarters Log Cabin

High Flyer Kites

Inner City Wallhanging

I Spy - One is Not Enough

Lazy Afternoon

Radiant Unfeathered Stars

Scrappy Bear's Path & More

Seven Sisters

Sunburst Quilts to Make

Twinkling Star

Winding Ways (2)

Zig Zag Geese

The Perfect Patchwork System Volume 1

The Perfect Patchwork System Volume 2

The Perfect Patchwork System Volume 6

90 Degree Double Strip Ruler (Creative Grids)

Easy Six Ruler

Easy Half Square Triangles Template (Sewing with Nancy)

Fantastic Fan

Flag Day Tumbler Template & Fruit Punch Quilt Pattern

Fun and Done Batting Buddy: Chit Chat, Easy Diamonds,

Fast Lane, & Woven Wonder patterns

Joseph's Coat Templates & Today's Quilter magazine

Log Cabin Hexagon Tool

Quilters Apothecary Mystical Designer

Quick Points Ruler 1 Inch

Quick Points Ruler 1 1/2 inch

QuickStar by Judy Martin

Quilters Strip Ticket Bias Tube Construction and Yardage Tables

Shortcut Binding Tool

Tri-Recs Tools set of 2 (Darlene Zimmerman)

Wheel of Mystery Pattern and templates

Zig Zag Ruler & Windy Day and Diamond Trip patterns

### NOT FOR CHECK OUT - USE AT SIT AND SEWS ONLY

12 1/2" Square Sullivan's Edge

Omnigridd

2 1/2" Square

4" Square

6" Square (3)

6" x 24" (2)


1" x 12"

Half Square triangle

Omnigridd 3 1/2" Square

Artstick Expandable yardstick

6" Add an Eighth



## COMMITTEE CHAIRS:

<b>Charitable Projects</b>	
Carol Downey	309-236-3886
<b>Community Education</b>	
Diana Engelbrecht	563-370-4239
Gail Ethier	858-776-1328
<b>Cuddle (Doll) Quilts</b>	
Deb Schladt	309-786-4387
Margaret Paulos	563-323-5745
<b>Doohickey Drawing</b>	
<b>Afternoon:</b>	
Mary Beth Hansen	563-381-2495
<b>Evening:</b>	
Linda Lindy	309-235-5355
<b>FYI Board</b>	
<b>Afternoon:</b>	
Julie Gray	309-781-1975
<b>Evening:</b>	
Maureen Conrad	563-940-5921
<b>Garage Sale</b>	
Claudia Duyvejonck	309-738-3745
<b>Guild Challenge</b>	
Jo Noon	563-271-0316
<b>Hostess/Greeter</b>	
<b>Afternoon:</b>	
Jo Noon	563-271-0316
<b>Evening:</b>	
Donna Lanman	563-343-3224
<b>Habitat for Humanity</b>	
René Robinson	309-738-3266
<b>Historical Interest</b>	
Catherine Litwinow	563-332-8588
<b>Library</b>	
Cindy Anderson	309-798-4473
Theresa Ralfs	563-370-3940
Paula Schumann	563-209-1451
<b>National Quilt Day</b>	
René Robinson	309-738-3266
<b>Quilt Show Chair</b>	
Peggy Fierst	507-513-3936
<b>Retreat</b>	
Pam King	309-737-9634
Mary Pement	309-797-6367
<b>Skill Builder Workshops</b>	
Denise Greer	309-269-0940
<b>Show &amp; Tell</b>	
Lois Kundel	563-370-0086
<b>Travel</b>	
Cathy Bennett	563-340-4479
<b>Guild Related Quilts of Valor</b>	
Terry Austin	309-912-1063

NOTE - Committee Chairs: If you have a schedule change, inform VP - Deb Schladt prior to the next month newsletter.\*Please do not contact facilities directly\*

## BOARD MEMBERS:

President, Diana Engelbrecht	563.370.4239
Vice President, Deb Schladt	309.781.9749
Secretary, Kathie Stockwell	309.737.9818
Treasurer, Cheryl Peck	319.269.6833
Program, Julia Warner	563.321.7572
Newsletter, Susan Nixon	816.830.4881
Historian, Sharon Milne	563.210.0027
Membership/Directory, DeLaine Lanman	563.343.3224
Member at Large, Dawn Thompson	563.349.1853
Member at Large, Kathee Secor	309.781.7886
Webmaster, Michelle Bailey	563.505.2519

The Mississippi Valley Quilters Guild is a non-profit organization open to anyone interested in quilts or quilting. Monthly meetings are 1 p.m. and 7 p.m. on the first Tuesday of each month at the First Congregational Church 2201 7th Ave, Moline, IL. Guests are welcome.

A \$5 fee is charged to guests at meetings with featured speakers.

\$35 yearly dues are renewable in September.

To change your address contact  
DeLaine Lanman 563-343-3224.

Find us on line at: [www.mvqg.org](http://www.mvqg.org)

[www.facebook.com/mvqguild](http://www.facebook.com/mvqguild)

MVQG Email: [mvqg@mvqg.org](mailto:mvqg@mvqg.org)

Newsletter submissions:

Contributions to the Newsletter are welcome. Articles and ads are due no later than the second Friday of each month and can be submitted to Susan Nixon at:

[newsletter@mvqg.org](mailto:newsletter@mvqg.org)

All contributions must be accompanied by the name and phone number of the author.

Advertising rates

Prepay 5 issues and get the 6th issue free

\* Business card \$5.00      \* 1/4 page \$12.50

\* 1/3 page \$15.00      \* 1/2 page \$25.00

### OUR MISSION:

Organized in 1983 to educate and encourage members in the quilting arts; to encourage high standards in color, design, and construction of the quilted medium, and to stimulate interest in quilting in the community.

# Upcoming Member Opportunities.

## All are welcome!

### Pin Pal Quilters

Faye Kunz 563-505-2579

Diana Engelbrecht 563-285-4348i

This group meets on the fourth Tuesday of each month from 9am to 3pm at the Butterworth Education Center, 701 12th Avenue, Moline. We work on our own projects so you must bring everything you will need. Any guild member is welcome. Bring your sewing machine or handwork. Beaders and others interested in embellishing with beads are welcome to come work on their projects during this time also. Large tables are available to baste and mark quilts.

### Charity Quilts

Carol Downey 309-236-3886

Charity Quilts Day is held the second Thursday of the month, 9am to 3pm Deere-Wiman Carriage House, 817 11th Ave., Moline unless otherwise noted in the calendar.

### Quilt Queens

Bev Hoy 563.391.8685

Judy Nelson 563-271-7140

This Sit-n-Sew group meets every third and fourth Thursday, 9am to 3pm, Eastern Avenue Library, 6000 Eastern Ave., Davenport.

Just bring your lunch and enjoy the day!

Join Quilt Queens for Breakfast on the second Thursday of each month. Meet at Village Inn, 53rd & Elmore, Davenport, IA. 9am. RSVP Contact Judy Nelson for your spot! Everyone is welcome.

### Fairmount Library Sit-N-Sew

Diana Engelbrecht 563-370-4239

3000 N Fairmount Street, Davenport.

Please come and bring a friend.

On the third Friday of the month 9am to 3pm

### Cuddle (Doll) Quilts

Deb Schladt 309-786-4387

& Margaret Paulos 563-323-5745

Doll quilts are small quilts made by members and given to Head Start and selected preschool programs. Come to the workday, 3rd Tuesday most months at the Deere Wiman Carriage House, 817 11th Ave., Moline, 9am to 2pm, to plan, cut and sew with donated fabric, about 24" square. Donations always welcome. Quilts are distributed by December guild meeting.

### Quilt Get Away

Denise Greer 309-269-0940

If you have projects to finish - Quilt Getaway is the place for you and open to all guild members. We meet at Butterworth Education Ctr., 701 - 12th Ave, Moline unless otherwise noted, from 9 am to 4:30 Friday, 9 am to 7pm Saturday the first Friday and Saturday of the month. Stay all day or leave your things and come and go as you like. Microwave and refrigerator are available. You may want to bring a light and an extension cord.

Please remember do not come before 900am.

### Quilts of Valor

Terry Austin 309-912-1063

Make quilts to honor our veterans. Quilts of Valor group meets on the Wednesday following the Guild meeting, 9 to 2pm, Heritage Church, 4801-44th St. Rock Island.

### Fiber Arts

Colleen Curry 563-285-1305

The Fiber Arts group meets on the second Tuesday, Eastern Ave. Library, 6000 Eastern Ave., Davenport Inspire and Create 9am to 3pm

Play Day 930am to 12pm

Fiber Arts Meeting 1pm to 3pm

The room will be open from 9am to 3pm for Inspire and Create time for anyone who would like to work on any non messy project of their choice. Play Days are various mini workshops to learn new techniques. Demos, information and show and tell from 1pm to 3pm. Any sewing machines will be asked to stop during the meeting. It will be an open creative time for all fiber mediums.

### Virtual Sit-N-Sew

Jane Darin 309-523-3296

Karla Miley 309-738-5227

Held via Zoom every third Monday Contact Jane or Karla by 12 noon on the Sunday before.

### Mod Squad Quilters

Vicky Morrow 309-948-3066

Susie Goodley 309-786-7229

Karla Miley 309-738-5227 T

Our new sit-and-sew for members interested in Modern Quilting. Mod Squad meets on the third Thursday 6:30 pm at the Parish Hall at St. John's Lutheran Church 4501 7th Ave, Rock Island

### Scott County Library Sit-N-Sew

Deb Daniel 563-349-7115

200 N 6th Ave., Eldridge. Please come and bring a friend. The Second Wednesday of the month 9am to 3pm

**\*\*Date fluctuates due to Library's schedule.**

