

# Mississippi Valley Quilters Guild

Volume 2019-20  
Issue 5  
289 Members  
February 2020

Established 1983 P.O. Box 2636, Davenport, Iowa 52809-2636

## President's Message

By Diana Engelbrecht

Besides arranging exhibits, the Community Education Committee also finds venues that we can demonstrate quilting techniques to the public. This is a fun way to connect to the community. We have had demonstrations at the Figge Art Museum, libraries, Freighthouse Farmers Market, The Great River Quilt Show, Mississippi Valley Fair, and others.

Doing demonstrations for the public, is a way to

1. Let them know quilting is not a lost art.
2. Teach someone a little technique that lets them know it isn't as hard as they think. Such as the rotary cutter, strip piecing to make a 4 or 9 patch, chain piecing, and others.
3. Increase an interest to try quilting or pick it up again after years of laying it down.
4. Let people know we are here and have many opportunities to learn, share, and find friends with a like interest.

There are many of you who have helped in doing demonstration in the past. We have had a lot of fun doing them. Basically we sat and sewed whatever we were demonstrating and talked to people as they went past. Those interested would stop, watch and ask questions. Some would decide it was something they could do. Some would reminisce about sitting with a parent or grandparent while they sewed, taught them to sew, or just for companionship while they watched them sew. Some would chat about the things they used to sew, clothes or quilts.

Continued on Page 2

## February Program

### Quilts of Valor Sew Day

Bring your machines, irons, press mats, extension cords and 2 1/2" strips of red and blue fabrics. We will be cranking out blocks for Quilts of Valor at both meetings. Terri Austin and Clayton Peterson will lead us. You are welcome to leave your supplies set up between meetings and return to sew at the 7:00 meeting. Please find complete info, plus the pattern and cutting instructions on page 13 in this newsletter.

Bring fabric to make your autograph block for Diana. We will take 5 minutes before starting QoV sewing to make these blocks!

## February Calendar

### ◆ Quilt Get Away

**January 31 & February 1:** 8-9  
**February 2:** Noon-5 pm  
Deere Wiman Carriage House,  
817 11th Avenue,  
Moline, IL

### ◆ QOV National Sew-In

**February 1:** 9 am-2 pm  
First Baptist Church of Moline,  
1901 29th St., Moline, IL

### ◆ Guild Meeting

**February 4:** 1 & 7 pm  
First Congregational Church,  
2201 7th Avenue,  
Moline, IL

### ◆ Quilts of Valor

**February 5:** 9 am-2 pm  
First Baptist Church Moline  
1901-29th St.,  
Moline, IL

### ◆ Skill Builders

**February 8:**  
Butterworth Education  
Center, 701 12th Avenue,  
Moline, IL

### ◆ Quilt Show Meeting

**February 9:** 1:30-4:30 pm  
Butterworth Education  
Center, 701 12th Avenue,  
Moline, IL.

### ◆ Fiber Arts Group

**February 11:**  
**FA Inspire & Create** 9-4  
**FA Meeting** 1-3  
Davenport Public Library  
6000 Eastern Avenue,  
Davenport, IA

### ◆ Play Day Fiber Arts

**February 11:** 9 am-11 am  
Fiber Artists Studio,  
601 Brady St. #21,  
Davenport, IA

### ◆ Board Meeting

**February 11:** 6-8:30 pm  
Butterworth House,  
1105 8th St.,  
Moline, IL

### ◆ Quillows QTees

**February 12:** 9 am-2 pm  
Masonic Center,  
511 Veterans Memorial Parkway,  
Davenport IA.

### ◆ Charity Quilts

**February 13:** 8:30 am-3 pm  
Deere Wiman Carriage House,  
817 11th Avenue,  
Moline, IL

### ◆ Doll Quilters

**February 18:** 8:30 am-2 pm  
Deere Wiman Carriage House,  
817 11th Avenue, Moline, IL

### ◆ Doodle Day

**February 18:** 9 am-3 pm  
Davenport Public Library  
6000 Eastern Avenue,  
Davenport, IA

### ◆ Quilt Queens

**February 20:** 9am-3 pm  
St. Mark Lutheran Church,  
2363 W. 3rd St.,  
Davenport, IA

### ◆ Davenport Library Sit-N-Sew

**February 21:** 9am-3 pm  
Davenport Public Library  
3000 N. Fairmount St.,  
Davenport IA

### ◆ Quilt Queens

**February 25:** 9am-3 pm  
Davenport Public Library  
3000 N. Fairmount St.,  
Davenport, IA

### ◆ PinPals Quilters

**February 25:** 9 am-3 pm  
Butterworth Education Center,  
1108 8th St., Moline, IL

### INCLEMENT WEATHER ALERT:

Remember to check Facebook and E-mail blast for cancellation of meetings due to inclement weather. Or call the member in charge of the event. Be safe!!!

## President's Message continued

We listen, answer questions, and let them know we are with the Mississippi Valley Quilters Guild and invite them to come join us.

When the call goes out for people to do demonstrations, please help Angie King out and sign up to do a demonstration. When we do demos, we get to talk, laugh, and learn from each other, demonstrators and the public.

## WEBMASTER NOTES

Missed a general meeting? Find the minutes every month on our website. Go to the Monthly Meeting tab under the scrolling pictures to find it. They are posted a week or so after the meeting.

Have a question? Contact one of the board members or chairpersons directly instead of the MVQG email. We check our personal emails more often than the Guild gmail account is checked!  
Thanks, Lydia Hoelle, Webmaster

## Doohickey Drawing

An Americanism dating from 1910-1915, a doohickey is a gadget; a dingus; a thingumabob; a nifty quilting tool that a quilter may want, has never heard of, or is too expensive to purchase.

Each month a new Doohickey is offered to our membership. It may be a new "cool" tool or it may be something tried and true; expensive or not so much. Tickets are \$1.00 and monthly prizes are determined by the number of tickets sold the previous month. The winning ticket will be drawn at the end of the evening meeting.

The January drawing was won by Julie Gray



The February doohickey is Clover's Wonder Clips 50 pack in a case, magnetic Needle Nest, and Needle Puller.

**Newsletter-Deadline for March's newsletter is February 14, 2020.** Diane Schloemer 563-508-0463  
Schloemer.di.5@mchsi.com

## Our Mission:

Organized in 1983 to educate and encourage members in the quilting arts; to encourage high standards in color, design, and construction of the quilted medium, and to stimulate interest in quilting in the community.

President, Diana Engelbrecht, (563) 370-4239  
Vice President, Elaine Giesecke, (309) 496-2166  
Secretary, Diane St. John, (239) 292-3990  
Treasurer, Diane Murtha, (703) 727-9590  
Program, Mary Korreck, (563) 940-8565  
Newsletter, Diane Schloemer, (563) 508-0463  
Historian, Hope Schroeder, (563) 391-8657  
Membership, Debbie Schladt, (309) 786-4387  
Member at Large, Faye Kunz, (563) 505-2579  
Member at Large, Nancy Duvall, (563) 449-6015  
Webmaster, Lydia Hoelle, (563) 424-2513

The Mississippi Valley Quilters Guild is a non-profit organization open to anyone interested in quilts or quilting. Monthly meetings are 1 p.m. and 7 p.m. on the first Tuesday of each month at the First Congregational Church, 2201 7th Avenue, Moline, Illinois. Guests are welcome. A \$5 fee is charged to guests at meetings with featured speakers. \$35 yearly dues are renewable in September.

To change your address contact Debbie Schladt at (309) 786-4387.

### Find us online at:

[www.mvqg.org](http://www.mvqg.org)

[www.facebook.com/mvqguild](http://www.facebook.com/mvqguild)

MVQG Email: [mvquiltersguild@gmail.com](mailto:mvquiltersguild@gmail.com)

### Newsletter submissions:

Contributions to the Newsletter are welcome. Articles and ads are due no later than the second Friday of each month and can be submitted to Diane Schloemer at [Schloemer.di.5@mchsi.com](mailto:Schloemer.di.5@mchsi.com). All contributions must be accompanied by the name and phone number of the author.

### Advertising rates

Prepay 5 issues and get the 6th issue free  
\* Business card \$5.00 \* 1/4 page \$12.50  
\* 1/3 page \$15.00 \* 1/2 page \$25.00

## December Meeting Statistics

Afternoon: Members-92 Guests-5 New Members-0

Evening: Members-37 Guests-0 New Members-0

## Name Tag Winners

**Afternoon:** Sandy Bender, Gloria Kloos, Bev Salmonson, Carol Schroeder, Nancy Grandinetti, Jack Weigandt, Lisa Moller, Carol Adrian, Judy Nelson

**Evening:** Jane Darin, Connie Jurgs, Pam King, Dian Eddleman

## Programs

Mary Korreect – 563-940-8565 or mjkorreect@hotmail.com

**UFO Challenge 2019** - Congratulations to all participants who salvaged neglected projects and brought them back to life with beautiful results! Winners of the drawing (\$30) for completing their 3 UFOs were: Jane Darin, Kathee Secor, Faye Kunz, Dawn Thompson and Linda Klyman. Maureen Conrad was awarded the Over-Achiever Award, (a gift certificate for a David Taylor workshop or workshop of her choice) for completing all 5 UFOs on her list!

### \*\*\*\*\* February Program \*\*\*\*\*

#### **Quilts of Valor Sew Day**, February 4, 2020

Bring your machines, irons, press mats, extension cords and 2 ½” strips of red and blue fabrics. We will be cranking out blocks for Quilts of Valor at both meetings. Terri Austin and Clayton Peterson will lead us. You are welcome to leave your supplies setup between meetings and return to sew at the 7:00 meeting. Please find complete info, plus the pattern and cutting instructions on page 13 in this newsletter.

### \*\*\*\*\* March Program \*\*\*\*\*

#### **MVQG Quilt Historian Catherine Noll Litwinow Lecture/Trunk Shows**, March 3, 2020

1:00 pm - Calico Cathy meets Sunbonnet Sue and Overall Sam

“Little girls with hats have never gone out of style. See a wide range of Sues and her friend, Overall Sam. People either love them or hate them.”

7:00 pm – Red Work and Friends

Quilts have been embroidered for hundreds of years. In the 18<sup>th</sup> century Embroidered Samplers were done by little girls. Household linens from pillow cases to anti-Macassers (doily on furniture to protect the furniture from a grooming oil for men’s hair) used embroidery. Next came Redwork quilts and penny squares. Followed by Crazy Quilts and the embroidery is still a part of quilting.”

### \*\*\*\*\* April Program\* \*\*\*\*\*

#### **Tues., April 7 – Christa Watson Lectures**

1:00 pm - “Tips and Tricks for Better Machine Quilting”

7:00 pm - “Free Motion Quilting Tips”

#### **Christa Watson Workshop,**

**Wed., April 8** - Modern (Domestic) Machine Quilting [christaquilts.com](http://christaquilts.com)

Christa’s workshop is **FULL** and we have a waiting list of 4. Add your name to the list, at the sign-up table. You will be contacted, should space become available.

### \*\*\*\*\* June Program \*\*\*\*\*

#### **David Taylor Workshop Sign-ups Begin at February meetings - \$35.00/class**

**Sat., May 30 – Layered or Pictorial Hand Applique**

“Flowers of the Month” \$30 kit or \$10 pattern only and bring your own fabrics

“Summer Gardener” \$30 kit required

**Sun., May 31 – Turned Edge Machine Applique** “Under the Apple Tree” Block, \$30 kit required

\*\*\*“Machine with Adjustable Blind Hem Stitch Capability required. Older-model domestic machines, basic straight stitch models and portable ‘Feather Weight’ machines are not well suited for this class.” D. Taylor.

**Mon., June 1 – Precision Machine Piecing** “What a Flake” snowflake block. 2 fat quarters.

- Signups will be limited to **2 classes** per person, initially.
- Payment is **DUE** at time of sign-up. **New Board Policy:** All Checks and cash will be deposited during the month they are received.
- A **Third Choice Waiting List** will be available if you wish to take a 3<sup>rd</sup> class. Those people will be notified after the April general meeting if space is still available. Payment for the 3<sup>rd</sup> class will be collected at that time.
- Snowbirds and Members unable to attend the February meetings will be allowed to have a friend sign them up at the February meeting - limit of 2 friends per person.
- Spaces will be reserved to allow evening attendees the chance to sign up.
- David will have an extensive pop-up shop at the workshops and lectures where patterns and kits will be available to purchase.

**Tues., June 2 – David Taylor Lectures** Don’t miss David’s energetic and entertaining lectures!

1:00 pm - “Artistry through Applique”

7:00 pm - “Uniting the Nations – Determination, Imagination, Procrastination”



*Why I Quilt: I love creating an art form that is also so very useful to family and friends.*

### MEMORY COLLAGE SKILL BUILDER

Create your very own Memory Collage! Finally someone to help you show-case your precious items!

Marlis Beechamp will show us how in a Skill Builder class February 8, 2020 at the Butterworth Education Center in Moline. Get full details and a supply list in the "L" during the Guild meetings, or call Marlis at 309-269-3272 or Hope Schroeder at 563-505-0191. Class fee is only \$15.00



### Design Ideas Needed for 2020

All Mississippi Valley Quilt Guild members are encouraged to submit a design, or several, for a new t-shirt. Our design will be on the front of the t-shirt only. Once the design has been selected by vote of our membership, a t-shirt style will be chosen, then it will be sent to the printer.

We would like these ready to be worn in the spring of 2020 and to promote our fall guild quilt show.

Submit design ideas to Jean Hess by February 1, 2020. Voting will be at the February 4 meeting.

Jean Hess's email address: 19jarlyw20@gmail.com



### Transformative Fiber Arts (Figge Quilt Show, March 2020)

Calling all Quilters who would like to submit an art piece for the National Quilt Week exhibition "Transformative Fiber Arts" at the Figge Art Museum on March 10-16, 2020. Deadline for submission for review is February 4, 2020 to Mary Kay Hymes (mkhymes@gmail.com) 717-344-4144.

As a quilt artist, (Yes, that means You!), consider the inspiration behind why you have created your bedspread, wallhanging, wearable, etc. Have you ever found yourself selecting a very simple block pattern at a time when life seems to be crazy all around you? Is this your artistic way of creating order out of chaos? What do the colors represent? Do they make you filled with joy or calm you down? Please submit the application on page 12 or this newsletter. Contact Mary Kay Hymes if you need assistance.

Are you feeling let down after the hustle and bustle of Christmas? Well, I am already looking forward to

March. MVQG Spring Retreat will be March 4-8, 2020. It is a great way to get away from the winter blues, start new project, finish old ones, sleep in, go shopping, and enjoy the beautiful campgrounds. I hope to see you there. Sign up using the retreat form on page 14.

Mary Pement marpem49@att.net




## D'S STITCHING & TURNING

Longarm Quilting & Embroidery

309-786-4387 HOME  
309-781-9749 CELL

**DEBBIE SCHLADT**  
ROCK ISLAND, IL 61201



gdane2@mediacombb.net



### BLOCK TO RAFFLE

Squares "happy baskets" are due at February meeting. If you are unable to be at the meeting let me know & will make arrangements to get them from you or you can put them in the mail. I'm willing to meet you. The more squares, more winners.

The winners will receive squares at March meeting. Thank you, Vicki Hamilton  
Thanks, Vicki Hamilton  
(309) 798-3584

### OVERDUE Library Books

Maureen Conrad	IL Amish Quilts	Nov 19
Tommi Crampton	Uncoverings 1992	Nov 19
Tommi Crampton	Quilts in America	Dec 19
Tommi Crampton	Hidden in Plain View	Dec 19
Joyce Kirkpatrick	Small Endearments	Dec 19
Mary LoGuidice	Favorite Applique	Jan 20
Mary LoGuidice	Applique Workshop	Jan 20
Mary LoGuidice	Quilt Art	Jan 20
Sandra Luedtke	Liberty Threads	Nov 19
Kirby McLaughlin	Baltimore Album	Jan 20
Kirby McLaughlin	Family Keepsake Quilt	Jan 20
Kirby McLaughlin	Stellar Quilts	Jan 20
Wendy Rios	Stitching Stars	Nov 19
Wendy Rios	Uncoverings 1981	Dec 19
Diane Schloemer	Deck the Halls	Jan 20
Betty Walther	Block Magic Too	Nov 19



## 2020 MVQG CHALLENGE

The theme for the 2020 MVQG Challenge is Double 2020. There is a \$1.00 fee per challenge entry. Quilts must be 20" by 20." Bring your challenge to the September 2020 meeting. They will be displayed and voted on at the meeting that night. Top three vote getters will win a prize valued at \$25 first place, \$15 second place, and \$10 third place.

Incorporate "double" into your quilt theme—anything duplicated, such as twins, double dutch, double vision, double negative, double down (maybe including feathers?), double play, double trouble, double chocolate, double cheese, etc.

Imagine the possibilities—no restrictions except the size 20 by 20. When combined with your creativity you're sure to enter a winner!

Submitted by Carol Triebel, Committee Chair

caroltriebel52@aol.com

Questions call Elaine Giesecke

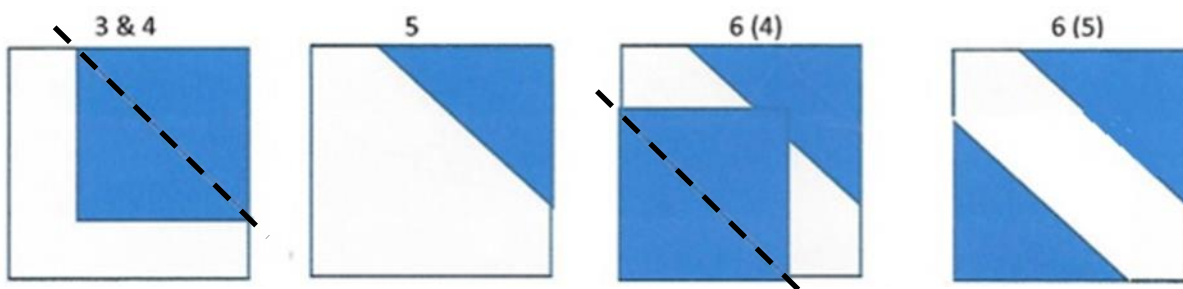
309/721-0727

To honor Diana Engelbrecht for all the work she has done while being our president for 2 years (in September) I am requesting each member to make a quilt block. She has requested a signature block. The blocks will be due at the May meeting. I will put the blocks together, have it quilted and bind it.

The directions for the block is as follows:

1. Cut the background cream/ivory square 4 ½ inches.
  2. Cut the 2 corner squares 3 ½ inches in your choice of fabric from your stash. The fabric should represent who you are. No holiday fabric please (example Easter eggs, pumpkins, scaredy cats, Christmas trees).
  3. Mark a line through the middle of the corner squares diagonally from one corner to the other.
  4. Line up on corner square in the corner of the background and sew along your marked line.
  5. Press the triangle back. Please DO NOT trim.
- Repeat 4 & 5 in the opposite corner.

Sign your block. We will have pens at the check-in desk at the guild meetings that you can use to sign if you don't have one. It is helpful to press a piece of freezer paper on back to stabilize it while you are signing



# QUILT SHOW NEWS

Featured Quilter for the  
2020 Show: Beulah  
Spaulding.

**Charity Auction (formerly Small Quilt Auction)** co-chairs Vicki Hamilton and Linda Klyman are accepting items for the Charity Auctions held during the show. These items can be small or large. Please consider donating to this very worthy cause. Items can be quilts, pillows, aprons, kits that you purchased and no longer wish to pursue, etc. If you have questions, please contact Vicki or Linda.

Going to the Shop Hop in Iowa City on February 15 or 16? Please donate a short portion of your time to help sell our raffle tickets. Contact Dawn Thompson.

**Challenges held after August 2018** are eligible for the Challenge category in our 2020 show. If you know of a challenge that a number of MVQG members participated in after that date, please contact Lynn Figg at [figgly@davenportschools.org](mailto:figgly@davenportschools.org) or Nancy Jacobsen at [l.jacobsen.n@gmail.com](mailto:l.jacobsen.n@gmail.com) to let them know the name of the challenge. Lynn and Nancy are working on registration for the show and would like to include drop down information on known challenges to assist members in registering. The Guild Wine and Chocolate challenge and the Quilt Queens 2019 challenges have already been noted.

**Raffle Ticket pick up.** Please pick up your raffle tickets at the February meeting. If you cannot attend, please make arrangements for someone to pick them up for you or contact Dawn Thompson to arrange for mailing. Raffle ticket sales are very important for the success of the show, and who wouldn't want to own *Stargazer*?? Again this year, tickets include a discount coupon for 20% off at Quad City Village Inn restaurants.

## Show Category Challenges and Info for your quilt

When making items for the show, please remember to save the information needed for registration. You will need to know the name of the quilt designer, the pattern name, if in a magazine, the issue number and date, etc. You will also need to know the quilting method so if you take your quilt to someone to have it quilted, **please be sure to note whether the quilt is quilted by hand, by a non-stitch regulated machine, by a stitch regulated machine, or by a digitized/computerized method.** Previously methods were hand, domestic, mid/long arm, and digitized. Quilting methods have been changed because domestic machines can be stitch regulated, long arm machines can be non-stitch regulated, and quilts can be quilted on an embroidery machine with a digitized design. If you have questions regarding these changes, please ask Faye Kunz, Bev Hoy, or Carol Brooks.

## SEPTEMBER 2020

Sun	Mon	Tue	Wed	Thu	Fri	Sat
13	14	15	16	17	18	19
			Judging and Set up		Quilt Show	

## QUILT SHOW CHALLENGE

The Quilt Show Challenge for 2020 is "Buns at the Beach." Brush up on your Mary Lou Weidman skills, check out "Beach Bums" by JoAnn Hoffman, design your own buns, those of your child, grandchild, dog, cat, ... Too shy for backside buns? How about hamburger and/or hot dog buns??? Use your imagination!! Any size, any design, whatever reminds you of any kind of bun at the Beach! Let's have some fun in the sun!!!





# Quilts of Valor

We have started off with a bang so far. Everyone is ready to get our vets covered. We have 97 on our May list and 90 on our November list. We have several requests from QOVF that need to be filled. So the names just keep coming. We however, are so proud to cover all of them. February at MVQG is a sew day for charity. It is our turn. I have turned in a picture and instructions for the blocks we will make and it should be in this newsletter. This is a large block and only needs 12 blocks to make a quilt. We will be working our regular sew day on Feb 5th from 9-2 at the First Baptist Church of Moline, 1901 29th St Moline. We will work an additional day on February 1st as the national sew-in day for QOVF from 9-2 same place. So anyone inclined to help us, stop by with your machine and join in. I am so proud to represent all of you and the work you have done and will do. The veterans and active military really appreciate it. Any questions on any of these dates feel free to call me [309-797-8584](tel:309-797-8584). As you will see by the notes from a couple of vets, this is why we do what we do! So with a humble and grateful heart Terry Austin QC QOV

*Dear Terry and volunteers,  
On behalf of my father-in-law and husband, we thank you sincerely for the most beautiful quilts. They are appreciated and the sentiment behind them will not be forgotten! Jayne*

*To the quilts of Valor Foundation:  
I wish to "thank" all of you, whom have worked so hard on this presentation to me. I am the one whom is humbled by this flawless beautiful quilt you have honored me with. I had no hesitation in serving our country then, as I would now. I want to acknowledge the ladies who spent their tireless precious time in creating a masterpiece of dedication and warmth. I will treasure the quilt as your dedication. "Bless you all" for adding another "Glorious Day" into my life. Capt Edwin L.*

**Pound and Inch Fabric and Sewing Store**

We buy fabric by the pound and sell it by the inch!

1316 4th Ave  
Moline IL 61265  
309-428-8189  
[www.poundandinch.com](http://www.poundandinch.com)

**PFAFF**

Perfection starts here.™



Authorized PFAFF sales and service  
Open Tuesday-Saturday Closed Sunday and Monday

Tuesday through Friday hours 11-4 p.m.; Saturday 9-1 p.m.

**YOUR HOME FOR THE ORIGINAL IDT SYSTEM**

**GUILD MEMBERS RECEIVE 10% DISCOUNT**  
(some exceptions apply)

## SPECIAL EXHIBIT: The Village

Similar to the River, The Village will depict houses and buildings typically seen in a village. Purchase your background fabric at a Guild Meeting to participate in this exhibit. Size restrictions are included with the background fabric. These are due **July 6**, at the General meeting.

Questions Diana Englebrecht,  
(563) 370-4239

## Charity Day

Thursday, February 13th.

Thank you to all our volunteers. We will be delivering quilts this month and that is only because of your dedication and generosity. Please come and join us on the 13th or just stop in and check us out.

Any questions, call Paula Hardi.  
(309) 797-3986

The guild will have a display of quilts at LeClaire library from January 2th through March 31st





## Historical Interest

Nothing is better than wrapping myself in a quilt and reading! Now with the Holidays over there's more time to read (There aren't very many book reports in the Historical Interest file in the President's box).

The Quilters: Women and Domestic Art: An Oral History, Patricia Cooper and Norma Bradley Bufered authors. A select by the Notable Books Council 1977. The one book that should be checked out every month (have Sandie Cockerill or Mary Wilkie put it on reserve for you). It's a short enough book that several in your quilting group can read it in a month.

It was one of my first quilt history books. I fell in love. Quilters and women, no patterns, great pictures but such fabulous stories it was made into the play, The Quilters! I saw the play first at Hancher and was truly amazed. In 1993, when we were hosting the National Quilt Association's Show, North Scott Theater put on the play. Frances Fostrom and I were asked to be technical advisors. Our job was to have quilts made for the actors to use in the play. Many Guild members volunteered. After the play the quilts were auctioned. MVQG got half of the money. The money was used to buy Historical books for the library.

The authors had quilters tell their stories about quilts, Childhood, Youth, Middle Years, and Old Age. The play was a musical. I made six school house blocks for the school scene. My favorite was "Quiltin' And Dreamin." The gal sings about thinking while she's quilting. It is what I'm doing when I'm quilting.

READ

Catherine Litwinow (563) 332-8588 litwinow62@msn.com

### Doll Quilts

Thanks for meeting the need of the Head Start and qualifying day care centers, over 800 doll quilts were delivered in December. In February I will deliver nearly 30 'cot covers' for one program who needs those for a few tots who stay later, for naps. They do not receive the doll quilts. Those are longer and narrower, to fit their rules, 22" x 40, 22" x 52", just 2 layers, 'pillowcase and turn' stitch edges securely. And some cross stitching to hold them...these get washed frequently. I like to put flannel on one side, but one can use washable fabrics that might be too heavy for classic quilts. Just keep it in mind, nice to have in case a need arises...

**Note**...schedule of work days...are the usual, 3rd Tues, see list, but skip July, Deere Wiman has other scheduling for that month.

Call me, for batting, ideas,... new ideas for designs always welcome. Margaret Paulos



### Raffle Baskets

Thinking ahead to September's quilt show, it would be productive if members would be on the look out for a few items. I currently have a variety of useful baskets already collected. If you could save tissue paper from your holiday gifts. Any color is useful. Also if you receive a white elephant gift consider donating it to the raffle baskets. If you have questions or need pictures, contact Jan Carpenter at [momma.carpenter@gmail.com](mailto:momma.carpenter@gmail.com)

### APRONS, APRONS, APRONS!!!

Sandie Cockerill has asked that members make and wear aprons to the July potlucks. THEN enter that apron in the Quilt Show in the Garments section. I guess that means eating neatly in July!!! Let's see how creative we can get with these aprons. Maybe we will wear them at the Show!



Did You Know ... The first needles, made over 20,000 years ago, were made of bone, stone, ivory, and thorns with and without eyes

## UFO Challenge 2020 !!!

Due to popular demand, we are starting a new UFO Challenge!!!

1. Download the UFO form. Forms can be downloaded and printed from the website and will also be available at the sign-in table at the Feb. meetings. Fill out both halves of the form, listing 5 UFOs. Please include your individual goal for each project. *Note: This does NOT necessarily mean completed, quilted, and bound, only whatever YOU want to achieve for each individual UFO.*
2. When making your lists, focus on simple, do-able, complete-able UFO's, such as: Adding labels and sleeves, finishing up bindings, gifts that were begun and you ran out of time, simple kits that were pushed to the side, even doll quilt kits that you brought home from a meeting. This is probably not the time to take on your 9 year old One Block Wonder!
3. Give the lower half of the form to Sandie Cockerill, (our faithful UFO secretary) along with \$5.
4. A number will be drawn at the March, June and October 2020 meetings. You will work on that # on your list, with essentially 3 months to finish each one.
5. Send photo proof of your completed project via EMAIL to Sandie, [mike-sandie@att.net](mailto:mike-sandie@att.net) **by the Sunday BEFORE** the June, October and January meetings respectively. When you complete your UFO, and Sandie receives your photo proof by the deadline, your name will be entered into a jar, and you will be eligible for a cash prize for that number. *Mark Your Calendars. NO exceptions.* This process will be repeated for each number drawn.
6. Finish all 3 on time, with proof to Sandie, and you will be eligible for prizes 3 times. One Prize Per Person. We will have an Over-Achiever Award drawing for those who finish all 5 on their lists.
7. The January 2021 Program will again feature a Show and Share of your finished UFOs, and prizes will be awarded. (Prize amounts will depend on number of entries.)
8. Dig into your closets, shelves and totes. Rescue those UFOs!!!



### Member Classified Ads

In an effort to better serve our members, the board has decided to have a free classified ad section in the newsletter. The ad has to be sewing related and an individual seller (not a business). This will start in the February newsletter on a six month trial basis to see how it will work. The ad can only be 25 words. This is an effort to help our members to be able to find a home for unwanted sewing equipment/tools.

EXAMPLE:

Sassy Sew 230 sewing machine,  
Jo Blo at 222-222-2222 or [joblo@sss.com](mailto:joblo@sss.com)

U Luv It Sewing Table, Jo Blo at 222-222-2222 or  
[joblo@sss.com](mailto:joblo@sss.com)

## MVQG 2020 UFO Challenge

List 5 UFOs. Fill in both top and bottom with a brief description of the current status of the UFO and what your goal is for the project, ie., whatever YOU want to achieve for each project.

Keep top half. Turn in or snailmail\* bottom half and \$5 fee to Sandie Cockerill at March meeting.

\*See membership book for address.

The first number will be drawn at the March mtg., 2<sup>nd</sup> number at June meeting, 3<sup>rd</sup> in October.

Photo proof of completion should be EMAILED to Sandie, mike-sandie@att.net by or on **the Sunday Before** the June, October and

January meetings. Mark your calendar. January 2021 meeting will feature Show and Share of all finished UFOs.

See *February and March Newsletter* for complete instructions.

1.

2.

3.

4.

5.

cut here

---

MVQG 2020 UFO Challenge

1.

2.

3.

4.

5.

Signature: \_\_\_\_\_

Date: \_\_\_\_\_

## **Transformative Fiber Arts (Figge Quilt Show, March 9-16, 2020)**

Quilting has often been a way of expressing women's aesthetic views in a utilitarian form. Today fiber artists are representing what they see around them into increasingly expressive art works that can be many things: wall art, bed or table coverings, clothing, comfort and honorary quilts, etc. All share the element of transforming the visual into a permanent aesthetic fiber art.

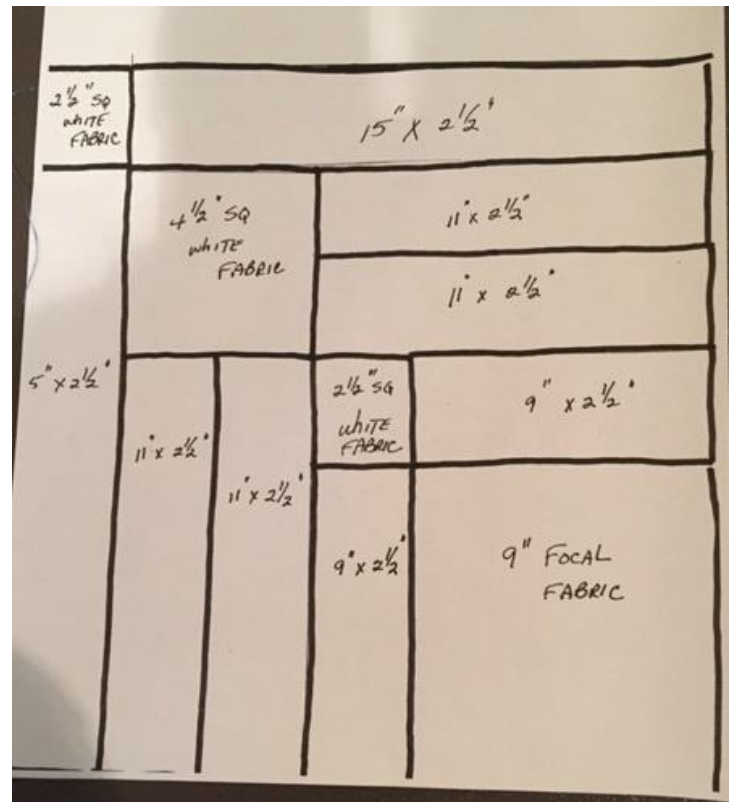
March 9-16, 2010, at the Figge Art Museum, we will again have the opportunity to display our beautiful art work in celebration of National Quilt Month. Please consider submitting one or more of your favorites for review by the committee. They do not have to be prize winners in any show. To assure a variety within the space limitations, the committee will review the submissions and make selections so start planning! Questions? Contact Mary Kay Hymes, Chairman, at [mkhymes@gmail.com](mailto:mkhymes@gmail.com)

Please complete the following and submit via email or in person to Mary Kay Application/request to display: Due no later than February 4, 2020 (Feb. Meeting) You will be notified after that if your artwork has been selected for display. March 4, 2020 (March meeting) All artworks should be brought in by this time.

Please include the following when you submit your application:

1. Photograph (color) of your art work.
2. Name of art work including a description and size
3. Contact information (Name, email, phone, address)
4. A paragraph explaining how your artwork exemplifies the theme of Transformation.  
eg. A bedspread created with floral fabrics using the old Grandmother's Flower Garden pattern is a perfect example of being inspired by a garden, transformed through a riot of shapes and floral colors like an outdoor landscape. Or, I often use natural dyes, created from plants, to create a design that speaks to me of my love of the outdoors. I have transformed my vision through my inspiration of what is around me. What is your inspiration?

# QOV quilt block and pattern



## CLASSIFIEDS

For sale Bernina 450 anniversary edition embroidery sewing machine. \$1200. Includes stitch regulator, hoop, bobbins and manual. Call 563-508-2902 Dian Eddleman works perfect just upgraded

Spring 2020 MVQG Retreat Registration

It's time for Retreat! The MVQG Spring Retreat is March 4-8, 2020 at Grace Lutheran Church Camp in DeWitt, Iowa. Retreat starts at 8AM on Wednesday and ends at 3PM on Sunday.

For those not familiar with the MVQG Retreat, retreats are held twice a year, in the spring and the fall.

At retreat you can do anything you want: sleep in, stay up all night, go on road trips with your friends, work on your own projects, read books, or walk the beautiful camp grounds. We do our own cooking so everyone is assigned to a team to help with one meal. Most of all, Retreat is FUN! To register, complete the registration form below; and mail it along with your nonrefundable deposit to Sue for either building. If you have any questions please contact Sue or Mary, who are still in Andrew building

Registration is limited to 20 people per building and to MVQG members only until February 5, 2020. If there are any openings after that non-members may register. This allows everyone to sleep on a lower bunk and provides each person with plenty of workspace.

Price is \$25 per night for those retreaters staying at the camp overnight for a maximum of \$100 for the entire Wednesday thru Sunday retreat. The daytime only fee is \$17 per day for retreaters not staying overnight. You may register for all nights or all days only or any combination of nights and days. Prices include meals. If you have a meal preference or a partner you like to work with please indicate that also. Thursday lunch and Friday night will be a combined meal of both buildings.

Name: \_\_\_\_\_ Phone: \_\_\_\_\_

Address: \_\_\_\_\_ City: \_\_\_\_\_ State: \_\_\_\_\_

Zip: \_\_\_\_\_ E-mail: \_\_\_\_\_

I will attend the following nights (please mark): \_\_\_ Wed \_\_\_ Thurs \_\_\_ Fri \_\_\_ Sat

Cost = number of nights marked \_\_\_\_\_ X \$25 = \_\_\_\_\_ Total

I will attend the following day(s) only, no nights (please mark): \_\_\_ Wed \_\_\_ Thurs \_\_\_ Fri \_\_\_ Sat

Cost = number of days marked \_\_\_\_\_ X \$17 = \_\_\_\_\_ Total

# Upcoming Member Opportunities.

## All are welcome!

### •Pin Pal Quilters

Faye Kunz (563)323-3593

Diana Engelbrecht (563)285-4348

This group meets on the **fourth Tuesday** of each month from 9 a.m. to 3 p.m. at the Butterworth Education Center, 701 12th Avenue, Moline, IL. We work on our own projects so you must bring everything you will need. Any guild member is welcome. Bring your sewing machine or handwork. Beaders and others interested in embellishing with beads are welcome to come work on their projects during this time also. Large tables are available to baste and mark quilts.

#### 2020 Schedule:

February 25	
March 24	April 28
May 26	June 23
July 18	August 25
October 27	November 24

### •Charity Quilts

Paula Hardi

(309) 797-3986

Valerie Schissel

(309) 4241602

Charity Quilts Day is held the **second Thursday** of the month, 8:30 a.m. to 3 p.m. Deere-Wiman Carriage House, 817 11th Ave., Moline, IL unless otherwise noted in the calendar.

#### 2020 Schedule:

February 13	
March 12	April 9
May 14	June 11
July 9	August 13
September 10	October 8
November 12	December 10

### •Quilt Queens

Marlis Beechamp

(309) 797-6267

Bev Hoy 563-391-8685

This Sit-n-Sew group meets every **third Thursday**, 9 a.m. to 3 p.m., St. Mark Lutheran Church, 2363 W. 3rd Street, Davenport.

Coffee, irons, and boards are Provided. Just bring your lunch and enjoy the day!

The group also meets on the **fourth Thursday** of the month at the Eastern Avenue Library.

Contact Judy Nelson (563) 359-3253 with questions regarding meetings at the Eastern Avenue Library.



### •Davenport Library Sit-n' Sew

Sharon Maroney (615) 483-2430

Davenport Library on Fairmount Street. Please come and bring a friend. Everyone is welcome. Bring your own project to work on. On 9:30 am-3:30pm Contact Carol Schroeder at 563-324-9341 or Sharon Maroney at 615-483-2430 if you have any questions.

#### 2020 Schedule:

Friday, February 21  
Friday, March 20

### •Doll Quilts

Margaret Paulos—(563) 323-5745

Doll quilts are small quilts made by members and given to Head Start and selected preschool programs. Come to the workday, **3rd Tuesday** most months at the Deere Wiman Carriage House, Moline, 8:30-2, to plan, cut and sew with donated fabric, about 24" square. Bring whatever tools and machines you like to work with. Donations always welcome. Quilts are distributed by December guild meeting.

#### 2020 Schedule:

February 18	
March 17	April 21
May 19	June 16
Aug 18	
September 15	October 20
November 19 (Thursday)	December No meeting

### •Quillow QTees

Janet Zahrt (563) 332-7365

**Second Wednesday** of every month make a quillow for a cancer patient. We meet at Davenport Masonic Center, 511 Veterans Memorial Parkway, Davenport on The second Wednesday of the month 9 a.m. - 2 p.m.

#### 2020 Schedule:

February 12	
March 11	April 15 (3rd Wed.)
May 13	June 10
July 15 (3rd Wed.)	August 12
September 9	October 14
November 11	December 9

### •Quilt Show Meetings

Faye Kunz (563) 505-2579

Butterworth Education Center 1:30 to 4:30 pm

February 9	
March 15	April 19
May 3	June 14
July 26	August 9

# Upcoming Member Opportunities.

## All are welcome!

### •Quilt Get Away

Gloria Kloos (309) 762-9616  
Bev Hoy (563) 391-8685

If you have projects to finish—Quilt Getaway is the place for you and open to all guild members. We meet at the Deere Wiman Carriage House, 817 11th Ave., Moline, unless otherwise noted, from 8am-9pm on Fridays and Saturdays and Noon to 5 pm on Sundays. Stay all day or leave your things and come and go as you like. Microwave and refrigerator are available. You may want to bring a light and an extension cord.

#### 2020 Schedule:

Friday, January, 31  
Saturday, February 1  
Sunday, February 2

Friday, March 6	Friday, April 3
Saturday, March 7	Saturday, April 4
Sunday, March 8	Sunday, April 5

Friday, May 6	Friday, June 5
Saturday, May 7	Saturday, June 6
Sunday, May 8	Sunday, June 7

Friday, July 10	Friday, July 31
Saturday, July 11	Saturday, August 1
Sunday, July 12	Sunday, August 2

Friday, September 4	Friday, October 2
Saturday, September 5	Saturday, October 3
Sunday, September 6	Sunday, October 4

Friday, November 6	Friday, December 4
Saturday, November 7	Saturday, December 5
Sunday, November 8	Sunday, December 6

### • Quilts of Valor

Terry Austin (309) 797-8584

Make quilts to honor our veterans. Meets on the Wednesday following the Guild meeting, 9 a.m. to 2 p.m., at First Baptist Church, 1901 29th St., Moline, IL.

### •Fiber Arts Play Day Colleen Curry (563) 285-1305 or (563) 340-4453 cocu@csteldridge.com

9:00-11 a.m. Fiber Artists Studio, 601 Brady St. #21, Davenport, IA. This is a mini workshop on a new technique. Reservations are required. Just give Colleen a call. The Fiber Arts Group will only cancel a meeting for weather if the Davenport Schools cancel school on that meeting day.

#### 2020 Schedule:

February 11	April 14
March 10	June 9
May 12	August 11
July 14	October 13
September 8	December 8
November 10	

### •Fiber Arts Group

Inspire & Create 9-4  
Fiber Arts Meeting 1-3

**NEW LOCATION** Davenport Public Library Eastern Branch, 6000 Eastern Avenue, Davenport, IA, demos, information, and show and tell at 1-3 PM. The room will open from 9 AM-4pm for an Inspire & Create time for anyone who would like to work on any non messy project of their choice. It will be an open creative time for all fiber mediums. The kitchen will be open for our use.

#### 2020 Schedule:

January 14	February 11
March 10	April 14
May 12	June 9
July 14	August 11
September 8	October 13
November 10	December 8

### •Doodle Day

12-3 pm 3rd Tuesday of the month **New Location:** Davenport Public Library, Eastern Branch, 6000 Eastern Avenue, Davenport, IA

Doodling is a great way to design and train your hand and brain for free motion quilting.



**QUILT STITCHING**  
by Shelly

---

LONG ARM MACHINE QUILTING SERVICE  
563-503-5553  
Web: qsbsstudio.com  
Web: quiltstitchingbysHELLY.com  
Email: shelly@quiltstitching.com

**The Quilt Mine**  
*Where every quilt is a precious jewel*



Long arm quilting  
Call for an appointment

Cathy Jarvis  
1 Sawgrass Drive  
Coal Valley, IL 61240

Phone: 309-626-2093  
Cell: 309-373-3954  
cjarvis5@yahoo.com