

President's Message

By Diana Engelbrecht

It is always fun to walk into the Figge Art Museum and see quilts hanging in the lobby. Wow do they look great. The display will be March 10-15th. Come celebrate with us on Thursday, March 12, 5-7 at the Appreciation Night with complementary refreshments. You can purchase an alcoholic beverage at the bar.

National Quilt Day is March 21st, (the 3rd Saturday of March each year). We usually have an exhibit at the Figge Art Museum each year for one week during the month of March. Some years we have the show winners from the quilt shows before. This year we are displaying a variety of quilts submitted to the committee to fill at least at least 30 or more spaces. The committee has met and are going to try to exhibit all of the 40+ pieces submitted. It's all still in process. Everyone who submitted at least one will have a spot.

There is a need for people to be at the exhibit to answer questions, talk to the visitors about the quilts, and help keep hands off, etc.

Continued on Page 2

March Program

MVQG Quilt Historian Catherine Noll Litwinow

Catherine Noll Litwinow began her love of quilting in 1980. She sees quilting as a connective thread to the past and a record of the present for the future. She is a Founding Mother of the IA/IL Quilt Study Group. Catherine's quilting workshops and lectures are for learning, laughing, and lauding quilts and their makers. Catherine has taught FACS and quilting classes at Scott Community College. She has given lectures at National, State and Local levels. She has a Masters of Museum Studies and is textile curator for the Rock Island County Historical Society.



March Calendar

◆ Guild Meeting

March 3: 1 & 7 pm
First Congregational Church,
2201 7th Avenue,
Moline, IL

◆ Quilts of Valor

March 4: 9 am-2 pm
First Baptist Church Moline
1901-29th St.,
Moline, IL

◆ Quilt Get Away

March 6 & 7: 8 am-9 pm
March 8: Noon-5 pm
Deere Wiman Carriage House,
817 11th Avenue,
Moline, IL

◆ Fiber Arts Group

March 10:
FA Inspire & Create 9-4
FA Meeting 1-3
Davenport Public Library
6000 Eastern Avenue,
Davenport, IA

◆ Play Day Fiber Arts

March 10: 9 am-11 am
Fiber Artists Studio,
601 Brady St. #21,
Davenport, IA

◆ Board Meeting

March 10: 6-8:30 pm
Butterworth House,
1105 8th St.,
Moline, IL

◆ Quillows QTees

March 11: 9 am-2 pm
Masonic Center,
511 Veterans Memorial Parkway,
Davenport IA.

◆ Charity Quilts

March 12: 8:30 am-3 pm
Deere Wiman Carriage House,
817 11th Avenue,
Moline, IL

◆ Quilt Show Meeting

March 15: 1:30-4:30 pm
Butterworth Education Center,
1108 8th St., Moline, IL

◆ Doll Quilters

March 17: 8:30 am-2 pm
Deere Wiman Carriage House,
817 11th Avenue Moline, IL

◆ Doodle Day

March 17: 9 am-3 pm
Davenport Public Library
6000 Eastern Avenue,
Davenport, IA

◆ Quilt Queens

March 19: 9 am-3 pm
St. Mark Lutheran Church,
2363 W. 3rd St.,
Davenport, IA

◆ Davenport Library Sit-N-Sew

March 20: 9 am-3 pm
Davenport Public Library 3000
N. Fairmount St., Davenport IA

◆ PinPals Quilters

March 24: 9 am-3 pm
Butterworth Education Center,
1108 8th St., Moline, IL

◆ Quilt Queens

March 26: 9 am-3 pm
Davenport Public Library
6000 Eastern Avenue,
Davenport, IA

INCLEMENT WEATHER ALERT:

Remember to check Facebook and E-mail blast for cancellation of meetings due to inclement weather. Or call the member in charge of the event. Be safe!!



President's Message continued

Mary Kaye Hymes has a sign up sheet on the table in the L for you to choose the time that is perfect for you. Or you can call her at (717) 344-4144.

Some years we do some type of sewing demonstration or sew in at the Bettendorf Library. Other years we have had displays in the libraries. Anyone wanting to help with National Quilt Day/Month in 2021, let us know, even it is just some good ideas.

WEBMASTER NOTES

Missed a general meeting? Find the minutes every month on our website. Go to the Monthly Meeting tab under the scrolling pictures to find it. They are posted a week or so after the meeting.

Have a question? Contact one of the board members or chairpersons directly instead of the MVQG email. We check our personal emails more often than the Guild gmail account is checked!

Thanks, Lydia Hoelle, Webmaster

Doohickey Drawing

An Americanism dating from 1910-1915, a doohickey is a gadget; a dingus; a thingumabob; a nifty quilting tool that a quilter may want, has never heard of, or is too expensive to purchase.

Each month a new Doohickey is offered to our membership. It may be a new "cool" tool or it may be something tried and true; expensive or not so much. Tickets are \$1.00 and monthly prizes are determined by the number of tickets sold the previous month. The winning ticket will be drawn at the end of the evening meeting.



The February drawing was won by Mary Beth Hanson.

The March doohickey is a Dual LED Precision Magnifier Set.

Newsletter-Deadline for April's newsletter is March 13, 2020. Diane Schloemer 563-508-0463

Schloemer.di.5@mchsi.com

Our Mission:

Organized in 1983 to educate and encourage members in the quilting arts; to encourage high standards in color, design, and construction of the quilted medium, and to stimulate interest in quilting in the community.

President, Diana Engelbrecht, (563) 370-4239
Vice President, Elaine Giesecke, (309) 496-2166
Secretary, Diane St. John, (239) 292-3990
Treasurer, Diane Murtha, (703) 727-9590
Program, Mary Korreck, (563) 940-8565
Newsletter, Diane Schloemer, (563) 508-0463
Historian, Hope Schroeder, (563) 391-8657
Membership, Debbie Schladt, (309) 786-4387
Member at Large, Faye Kunz, (563) 505-2579
Member at Large, Nancy Duvall, (563) 449-6015
Webmaster, Lydia Hoelle, (563) 424-2513

The Mississippi Valley Quilters Guild is a non-profit organization open to anyone interested in quilts or quilting. Monthly meetings are 1 p.m. and 7 p.m. on the first Tuesday of each month at the First Congregational Church, 2201 7th Avenue, Moline, Illinois. Guests are welcome. A \$5 fee is charged to guests at meetings with featured speakers. \$35 yearly dues are renewable in September.

To change your address contact Debbie Schladt at (309) 786-4387.

Find us online at:

www.mvqg.org

www.facebook.com/mvqguild

MVQG Email: mvquiltersguild@gmail.com

Newsletter submissions:

Contributions to the Newsletter are welcome. Articles and ads are due no later than the second Friday of each month and can be submitted to Diane Schloemer at Schloemer.di.5@mchsi.com. All contributions must be accompanied by the name and phone number of the author.

Advertising rates

Prepay 5 issues and get the 6th issue free
* Business card \$5.00 * 1/4 page \$12.50
* 1/3 page \$15.00 * 1/2 page \$ 25.00

February Meeting Statistics

Afternoon: Members-59 Guests-2 New Members-2

Evening: Members-29 Guests-1 New Members-0

Name Tag Winners

Afternoon: Judy Nelson, Lois Kundel, Terry Austin, Vicki Fosnacht, Karen Narske

Evening: Elaine Giesecke, Dawn Urban, Carol Downey

Programs

Mary Korreect – 563-940-8565 or mjkorreect@hotmail.com

March

Catherine Noll Litwinow Lecture/Trunk Shows

1:00 - Calico Cathy meets Sunbonnet Sue and Overall Sam

“Little girls with hats have never gone out of style. See a wide range of Sues and her Friend, Overall Bill. People either love them or hate them.”

7:00 – Red Work and Friends

Quilts have been embroidered for hundreds of years. In the 18th century Embroidered Samplers were done by little girls. Household linens from pillow cases to anti-Macassers (doily on furniture to protect the furniture from a grooming oil for men’s hair)used embroidery. Next came Redwork quilts and penny squares. Followed by Crazy Quilts and the embroidery is still a part of quilting.”

April

Christa Watson Lectures and Workshop, April 7-8, 2020.

“Modern (Domestic) Machine Quilting”

Christa’s focus will be quilting on your domestic machine, and the “what to do and how to do it”. You can check out her website and blog at christaquilts.com

Christa’s workshop is **FULL** and we have a waiting list of 7. Add your name to the list, at the sign-up table. You will be contacted, should space become available.

May

Melanie McNeil – Catbird Quilt Studio, May 5, 2020.

Our guest lecturer for May will be Melanie McNeil of Catbird Quilt Studio. Melanie is an expert on Medallion Quilt design and strategies. She will present her lecture, “Medallion Quilts Design Basics” at both meetings. Melanie is from Iowa City, IA and is an active member of Old Capitol Quilters Guild. Check out her blog at catbirdquilts.wordpress.com.

June

David Taylor Workshop Sign-ups Continue at March/April meetings \$35.00/class

Sat., May 30 – Layered or Pictorial Hand Applique

“Flowers of the Month” \$30 kit or \$10 pattern only and bring your own fabrics

“Summer Gardener” \$30 kit required

Sun., May 31 – Turned Edge Machine Applique

“Under the Apple Tree” Block, \$30 kit required

“Machine with Adjustable Blind Hem Stitch Capability required. Older-model domestic machines, basic straight stitch models and portable ‘Feather Weight’ machines are not well suited for this class.” D. Taylor.

Mon., June 1 – Precision Machine Piecing

“What a Flake” Snowflake Block. 2 fat quarters. \$10 pattern required

Signups will be limited to **2 classes** per person Payment is **DUE** at time of sign-up. **New Board Policy:** All Checks and cash will be deposited during the month they are received. A Third Choice Waiting List is available if you wish to take a 3rd class. Those people will be notified after the April general meetings if space is still available. Payment for the 3rd class will be collected at that time. Snowbirds and Members unable to attend the March or April meetings will be allowed to have a friend sign them up - limit of 2 friends per person. Spaces will be reserved to allow evening attendees the chance to sign up. David will have an extensive pop-up shop at the workshops and lectures where patterns and kits will be available to purchase.





Charity Day

Our Charity Day is on Thursday, March 12th at the Deere-Wiman Carriage House in Moline.

Please come and join us and share in the fun of making quilts for those in need. We delivered 29 quilts in February. Any questions, call Paula Hardi, (309) 797-3986

Historical Interest

I hope you are reading. There are lots of great Historical Interest books in our library. *History From the Heart A Two-Century Heritage of Illinois Quilts and Quilting; Quilt Paths Across Illinois* by E. Duane Elbert & Rachel Kamm Elbert, is quite wonderful. (At least you quilters from Illinois have a book. Iowa has slides of the Iowa Quilt research at the State Historical Society in Des Moines. Plus their quilts are on the quilt index.) Augustana is mentioned on page 56. Page 23 says lots of folks moved from Pennsylvania. Donald Ray Wood's Pink Pin Wheel is found on page 119. Rock Island County Historical Society's fabulous red and green sassafras Leaf is found on pages 124-125. Plus there are hundreds of marvelous quilts.

It's time to register for the Iowa/Illinois Quilt Study Group. Sandy Schweitzer (She's been our appraiser for several shows) will be sharing "Women Speak With Needle & Thread" at the meeting in Kalona, IA March 27, 2020. Registrations go to Martha Ann Crawford; 4925 Cosgrove RD, Kalona, IA 52247. (319) 855-8340. Due by March 27.

Raffle Baskets

Thinking ahead to September's quilt show, it would be productive if members would be on the look out for a few items. I currently have a variety of useful baskets already collected. If you could save tissue paper from your holiday gifts. Any color is useful. Also if you receive a white elephant gift consider donating it to the raffle baskets. If you have questions or need pictures, contact Jan Carpenter at momma.carpenter@gmail.com

EVERY QUILTER HAS A
MASTERPIECE WITHIN.

D'S STITCHING & TURNING

Longarm Quilting & Embroidery

309-786-4387 HOME
309-781-9749 CELL

DEBBIE SCHLADT
ROCK ISLAND, IL 61201



gdane2@mediacombb.net

Nominating Committee

It is coming up to the time we need people for the nominating committee. I will be asking for 2 volunteers in the 1 PM and 2 volunteers in the 7 PM March Meeting. Voting for 2 of those 4 will be at the April meeting.

The nominating committee contacts people they believe would be able to fill board positions that will be vacated in September. There are people who have said they would like to serve in a specific position, so we have people the committee can contact. Please consider helping in this capacity.

BLOCK TO RAFFLE

At the March meeting I will be giving out sets of blocks to winners of the broken dishes squares. At the April meeting I will have the new kits ready. I'm excited about the new square which will have a Spring theme. Thank you, Vicki Hamilton
(309) 798-3584

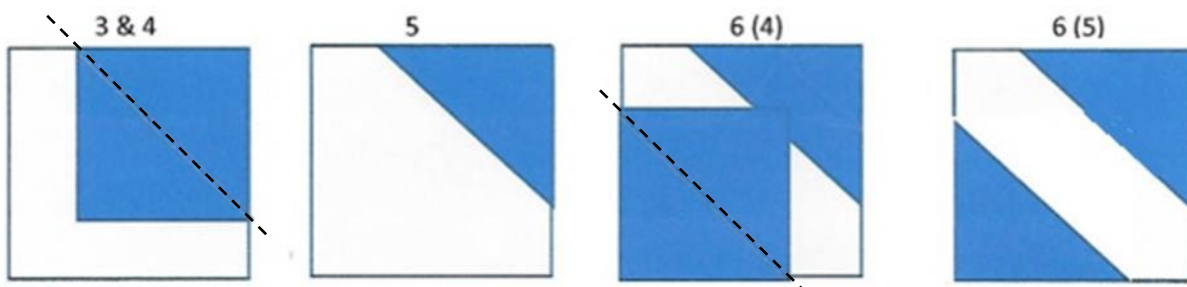
President's Block

Questions call Elaine Giesecke
309/721-0727

To honor Diana Engelbrecht for all the work she has done while being our president for 2 years (in September) I am requesting each member to make a quilt block. She has requested a signature block. The blocks will be due at the May meeting. I will put the blocks together, have it quilted and bind it.

The directions for the block is as follows:

1. Cut the background cream/ivory square 4 1/2 inches.
 2. Cut the 2 corner squares 3 1/2 inches in your choice of fabric from your stash. The fabric should represent who you are. No holiday fabric please (example Easter eggs, pumpkins, scaredy cats, Christmas trees).
 3. Mark a line through the middle of the corner squares diagonally from one corner to the other.
 4. Line up on corner square in the corner of the background and sew along your marked line.
 5. Press the triangle back. Please DO NOT trim.
- Repeat 4 & 5 in the opposite corner.
Sign your block. We will have pens at the check-in desk at the guild meetings that you can use to sign if you don't have one. It is helpful to press a piece of freezer paper on back to stabilize it while you are signing



2020 MVQG CHALLENGE

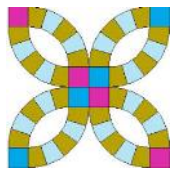
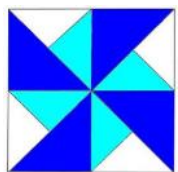
The theme for the 2020 MVQG Challenge is Double 2020. There is a \$1.00 fee per challenge entry. Quilts must be 20" by 20." Bring your challenge to the September 2020 meeting. They will be displayed and voted on at the meeting that night. Top three vote getters will win a prize valued at \$25 first place, \$15 second place, and \$10 third place.

Incorporate "double" into your quilt theme—anything duplicated, such as twins, double dutch, double vision, double negative, double down (maybe including feathers?), double play, double trouble, double chocolate, double cheese, etc.

Imagine the possibilities—no restrictions except the size 20 by 20. When combined with your creativity you're sure to enter a winner!

Submitted by Carol Triebel, Committee Chair

caroltriebel52@aol.com



Save
THE
Date

What: "Border of the Quarter" Trunk Show and Kickoff

When: Saturday, May 9. 10 – noon

Where: Butterworth Education Center, Moline, IL

As a follow up to Melanie McNeil's lectures in May, Mary Korrect and Jan Ragaller, (Mary's sister, quilt designer, pattern writer and teacher from Rockford, IL) will share a trunk show of Medallion Quilts and describe the Border Challenge process. This will kick off our own MVQG "Border of the Quarter" Sew Along. Come and See!

It's Fun and its FREE!

No commitment – just information.

CLASSIFIEDS

Bernina 450 anniversary edition embroidery sewing machine and the embroidery module for \$1200. Includes stitch regulator, hoop, bobbins and manual. Call Dian Eddleman 563-508-2902 works perfect just upgraded.

Elna Pro Quilting Queen sewing machine includes extended table. \$100 Barely used. Contact Carol Baldry 563-388-3339 Cabald38@gmail.com

Pfaff Expression sewing machine includes extended table. \$300 or bo. Gently used. Contact Carol Baldry 563-388-3339 Cabald38@gmail.com

QUILT SHOW NEWS

Quilt Show Notes:

The countdown continues for the 2020 Great River Quilt Show. The day to turn in quilts will be here before we know it. I hope that all of you are farther along with your projects than Yours Truly! I'm starting to get into panic mode already. I have my Village block ready to quilt and an idea for my Buns on the Beach. Some of the large tops may have to be sent out! We are hoping for a huge show this year, which means multiple entries from all members.

The committee is working hard behind the scenes – no panic there as all of the committees are in really good hands. The registration form is in the testing phase and will be out in plenty of time. Be sure to keep all of your information at hand (or start digging for it now) so that you have everything available when it's time to register. If you send your tops out to be quilted, keep your measurements written down so that you don't have to ask your quilter!!

Check out QuiltShopNavigator.com starting in April to see our ad and be sure to take lots of bookmarks at our meetings to pass out to friends, relatives, strangers, and quilt shops. It's time to start getting the word out about our show. Also, if you have not picked up your raffle tickets, please plan to do so at our March meeting. We will have extras available for anyone who wants to sell or purchase more than the tickets in the original packet. These ticket sales/purchases are an important part of our show. We rely on all members to chip in on this effort. Thanks for your help in getting the word out and buying tickets!

Raffle Baskets, Charity Auction (formerly Small Quilt Auction), and Second Hand Treasures are all now taking donations.

If you have any questions about the show preparation or the show in general, please feel free to contact me. A text to 563-505-2579 works best.

Faye Kunz
 Show Chairperson
 Faye Kunz

**Featured Quilter for
 the 2020 Show:
 Beulah Spaulding.**

QUILT SHOW CHALLENGE

The Quilt Show Challenge for 2020 is "Buns at the Beach." Brush up on your Mary Lou Weidman skills, check out "Beach Bums" by JoAnn Hoffman, design your own buns, those of your child, grandchild, dog, cat, ... Too shy for backside buns? How about hamburger and/or hot dog buns??? Use your imagination!! Any size, any design, whatever reminds you of any kind of bun at the Beach! Let's have some fun in the sun!!!



September 2020						
Sun	Mon	Tue	Wed	Thu	Fri	Sat
6	7 Labor Day	8	9	10	11	12
13	14	15	16 Judging and Set up	17	18	19 Quilt Show
20	21	22	23	24	25	26
27	28	29	30			



Quilts of Valor

Well the holiday season is over, we are half way thru winter, spring is in the air--ok maybe not.

We had a great year for 2019. We are underway for 2020. As of February we have 200+ names to fill. That doesn't count for the ones to come in from QOVF for the rest of the year, which we get those requests every month.

We have 95 names for the award ceremony in May.

We have 95 for November as well, so those are OVER full. We have a small group of 11 and 4 individuals from QOVF.

The work is never done. We, however have the 95 accounted for May (as long as those who are making for their vet are still making them).

We have 3 already done for November. The 4 from QOVF are done, the small group of 11 are done. These are ready for delivery just waiting for a date that works.

I am so amazed at all of you and the job you do to get these accounted for. I couldn't be more proud.

I have tried to find bigger places for the ceremonies and have failed so far. The one place is being renovated and not sure it can be ready for the November ceremony.

So for now May 17th of 2020 will be at the Davenport Masonic Center. November 1st is at the Botanical Center in Rock Island. We as of today had 251 blocks made and turned in from the February sew day. I have heard from several that they made some at home and I don't have those numbers.

However thank you for all who participated! That helps us fill those 200+ quilts needed so far.

I also have a new email address 51tlaust@gmail.com

I had been hacked thru the Mediacom account and they dumped all my contacts, love technology! However I can access both emails but the gmail is more secure the Mediacom (as even told to me by Mediacom personnel.) Really!?!?

However, I am blessed to have you all in my life!

So from a humble and grateful heart, Terry Austin QC QOV
309-797-8584

A thank you:

Quilts of Valor,

I want to say thank you for the Quilt Of Valor. It means so much to me to know that there are people out there who care for us Veterans.

I will cherish this quilt for the rest of my life. Again I say thank you very much, Larry S.

Pound and Inch Fabric and Sewing Store
 We buy fabric by the pound and sell it by the inch!
 1316 4th Ave
 Moline IL 61265
 309-428-8189
 www.poundandinch.com
PFAFF
 Perfection starts here.™
 Authorized PFAFF sales and service
 Open Tuesday-Saturday Closed Sunday and Monday

Tuesday through Friday hours 11-4 p.m.; Saturday 9-1 p.m.
YOUR HOME FOR THE ORIGINAL IDT SYSTEM
GUILD MEMBERS RECEIVE 10% DISCOUNT
 (some exceptions apply)

SPECIAL EXHIBIT: The Village

Similar to the River, The Village will depict houses and buildings typically seen in a village. Purchase your background fabric at a Guild Meeting to participate in this exhibit. Size restrictions are included with the background fabric. These are due **July 6**, at the General meeting.

Questions Diana Englebrecht
(563) 370-4239



You still have until March 31st to view the Guild's display of quilts at the LeClaire library

Behind every quilter is a huge pile of fabric.



Quilt Show Committee Chairs

2020 Quilt Show Committee	Chair	Email	Phone #
Admissions	Diane St. John	bonitadi13@msn.com	239-292-3990
Admissions Co-Chair	Judy Esterlein	jesterlein@mchsi.com	309-755-2031
Appraisals	Sandie Cockerill	mike-sandie@att.net	309-755-1193
Bed Turning	Catherine Litwinow	litwinow62@msn.com	563-332-8588
Bed Turning Co-Chair	Margaret Paulos	mrsjabre@gmail.com	563-323-5745
Charity Auction	Vicki Hamilton	vickijallison@gmail.com	309-798-3584
Charity Auction Co-Chair	Linda Klyman	lindaklyman@mchsi.com	309-496-9311
Demonstrations	Diana Engelbrecht	dipraisinhim@aol.com	563-370-4239
Demonstrations Co-Chair	Elaine Giesecke	aegiesecke@mediacombb.net	309-496-2166
Entries & Registration	Nancy Jacobsen	l.jacobsen.n@gmail.com	563-349-1153
Entries & Registration Co-Chair	Lynn Figg	figgly@davenportschools.org	563-370-6910
Featured Quilter	Beulah Spaulding	beulahis@hotmail.com	309-788-8648
Flowers	Fran Borhart	borhart6@gmail.com	563-650-1575
Food	Hope Schroeder	schroeder.r@mchsi.com	563-391-8657
Food Co-Chair	Mary Wilkie	MARY22711@aol.com	248-231-5311
Gift Baskets for Raffle	Jan Carpenter	momma.carpenter@gmail.com	309-428-4180
Gift Baskets for Raffle Co-Chair	Diane Bliss	Mamabliss@icloud.com	309-269-2727
Graphics and Signs	Peggy Fierst	quiltmajor@gmail.com	507-513-3936
Judging	Bev Hoy	sidbev67@aol.com	563-391-8685
Merchant Mall (includes set up and tear down)	Lydia Hoelle	Stillcreek1951@gmail.com	563-424-2513
Photography	Gloria Kloos	gkloos@att.net	309-762-9616
Publicity	Clayton Peterson	petecc47@gmail.com	309-235-2496
Quilt Pick Up	Sally Stewart	sallyapstewart@gmail.com	563-359-4752
Quilt Show Chair	Faye Kunz	kunzfl@yahoo.com	563-505-2579
Quilt Show Co-Chair	Karla Miley	karlamiley@hotmail.com	309-738-5227
Raffle Quilt Construction	Judy Nelson	judynsop@mchsi.com	563-271-7140
Raffle Quilt Marketing	Dawn Thompson	ourhut12412@msn.com	563-349-1853
Ribbons	Sandie Cockerill	mike-sandie@att.net	309-755-1193
Second Hand Treasures	Deb Schladt	gdane2@mediacombb.net	309-786-4387
Second Hand Treasures Co-Chair	Sally Stewart	sallyapstewart@gmail.com	563-359-4752
Second Hand Treasures Co-Chair	Nancy Rudnick	srudn87060@aol.com	563-355-3768
Secretary	Wendy Rios	trinketpaps@msn.com	563-386-3624
Show Book	Jean Hess	19jarlyw20@gmail.com	563-508-3049
Show Pins	Dorine Donaubaauer	Molinedorine@gmail.com	309-428-0840
Show Stand Set-Up/Tear Down	Nancy Duvall	dnduvall@juno.com	563-449-6015
Show Stand Set-Up/Tear Down Co-Chair	Jane Darin	jsdarin@gmail.com	309-236-6050
Sponsorships/Advertisers	Hope Schroeder	schroeder.r@mchsi.com	563-391-8657
Treasurer	Ann Filiatreau	fili4qb@hotmail.com	309-721-4450
Volunteers	Nancy Boyer	rvnomad2@gmail.com	563-370-7310
Wearable Art	Sandie Cockerill	mike-sandie@att.net	309-755-1193
WebMaster	Lydia Hoelle	Stillcreek1951@gmail.com	563-424-2513

UFO Challenge 2020 Begins at March Meeting

Turn in your lists to Sandie Cockerill with \$5 via Email before (or at) the March meetings, where the first UFO number will be drawn! mike-sandie@att.net

Download the UFO form. Forms can be downloaded and printed from the website and will also be available at the sign-in table. Fill out both halves of the form, listing 5 UFOs. Please include your individual goal for each project. *Note: This does NOT necessarily mean completed, quilted, and bound, only whatever YOU want to achieve for each individual UFO.*

When making your lists, focus on simple, do-able, complete-able UFO's, such as: Adding labels and sleeves, finishing up bindings, gifts that were begun and you ran out of time, simple kits that were pushed to the side, even doll quilt kits that you brought home from a meeting. This is probably not the time to take on your 9 year old One Block Wonder!

Give the lower half of the form to Sandie Cockerill, (our faithful UFO secretary) at the March meeting along with \$5. (Or mail it to her – see directory for address)


A number will be drawn at the March, June and October 2020 meetings. You will work on that # on your list, with essentially 3 months to finish each one.

Send photo proof of your completed project via EMAIL to Sandie, mike-sandie@att.net by the **Sunday BEFORE** the June, October and January meetings respectively. When you complete your UFO, and Sandie receives your photo proof by the deadline, your name will be entered into a jar, and you will be eligible for a cash prize for that number. *Mark Your Calendars. NO exceptions.* This process will be repeated for each number drawn.

Finish all 3 on time, with proof to Sandie, and you will be eligible for prizes 3 times. One Prize Per Person. We will have an Over-Achiever Award drawing for those who finish all 5 on their lists.

The January 2021 Program will again feature a Show and Share of your finished UFOs, and prizes will be awarded. (Prize amounts will depend on number of entries.)

Dig into your closets, shelves and totes. Rescue those UFOs!!!



Be sure to mark Tuesday, March 10-Saturday, March 14 (10-5) and Sunday, March 15 (12-5) on your calendar for the Figge Quilt Show put on by our own guild. You won't want to miss seeing over 35 spectacular art quilts that define transformative fiber arts. Sign up sheets to volunteer during those times will be available at the March 3rd meeting or contact Mary Kay Hymes (mkhymes@gmail.com). And please join others for a complimentary delicious reception on Thursday evening (3/12) from 5-7. See you there! (Note: set up will be Monday 3/9 with take down on Monday 3/16)



Doll Quilts

Another bonanza! Lots of fun kid prints for our project!

Third Tuesday, Deere Wiman....8:30-2....I bring fabric, batting, iron, miscellany and chocolate...and the hope that some of our members might give the project a try....come and play with us, use your imagination and be creative. Pick your poison.....cut, plan, sew, press, sort, eat....and new ideas always welcome....

I totally understand....'I have so much of my own fabric', 'I'll sew at home, too busy, conflicts' but I am sorry that you can't come and share the event. I am concerned about those who fear they can't do it well enoughegad, this is not a judged event! At least, drop in, check it out, get a bit of fabric or batting. Anyone interested, I'll bring the Featherweight I won at the last show, and you can play with that!

And I may bring some bunches of fabric to guild if anyone is interested ...squares, scraps....let me know if you could use anything...

Margaret Paulos (563)323-5745

Upcoming Member Opportunities.

All are welcome!

•Pin Pal Quilters

Faye Kunz (563)323-3593

Diana Engelbrecht (563)285-4348

This group meets on the **fourth Tuesday** of each month from 9 a.m. to 3 p.m. at the Butterworth Education Center, 701 12th Avenue, Moline, IL. We work on our own projects so you must bring everything you will need. Any guild member is welcome. Bring your sewing machine or handwork. Beaders and others interested in embellishing with beads are welcome to come work on their projects during this time also. Large tables are available to baste and mark quilts.

2020 Schedule:

March 24	April 28
May 26	June 23
July 28	August 25
October 27	November 24

•Charity Quilts

Paula Hardi

(309) 797-3986

Valerie Schissel

(309) 4241602

Charity Quilts Day is held the **second Thursday** of the month, 8:30 a.m. to 3 p.m. Deere-Wiman Carriage House, 817 11th Ave., Moline, IL unless otherwise noted in the calendar.

2020 Schedule:

March 12	April 9
May 14	June 11
July 9	August 13
September 10	October 8
November 12	December 10

•Quilt Queens

Marlis Beechamp

(309) 797-6267

Bev Hoy 563-391-8685

This Sit-n-Sew group meets every **third Thursday**, 9 a.m. to 3 p.m., St. Mark Lutheran Church, 2363 W. 3rd Street, Davenport.

Coffee, irons, and boards are provided. Just bring your lunch and enjoy the day!

March 19

April 16

The group also meets on the **fourth Thursday** of the month at the Eastern Avenue Library.

March 26

April 23

April 28 (due to 5 Thursdays in the month— **Note: Library can only accommodate Tuesday this week**)

Contact Judy Nelson (563) 359-3253 with questions regarding meetings at the Eastern Avenue Library.



•Davenport Library Sit-n' Sew

Sharon Maroney (615) 483-2430

Davenport Library on Fairmount Street. Please come and bring a friend. Everyone is welcome. Bring your own project to work on. On 9:30 am-3:30pm Contact Carol Schroeder at 563-324-9341 or Sharon Maroney at 615-483-2430 if you have any questions.

2020 Schedule:

Friday, March 20

April 27

•Doll Quilts

Margaret Paulos—(563) 323-5745

Doll quilts are small quilts made by members and given to Head Start and selected preschool programs. Come to the workday, **3rd Tuesday** most months at the Deere Wiman Carriage House, Moline, 8:30-2, to plan, cut and sew with donated fabric, about 24" square. Bring whatever tools and machines you like to work with. Donations always welcome. Quilts are distributed by December guild meeting.

2020 Schedule:

March 17	April 21
May 19	June 16
July 16	Aug 18
September 15	October 20
November 19 (Thursday)	December No meeting

•Quillow QTees

Janet Zahrt (563) 332-7365

Second Wednesday of every month make a quillow for a cancer patient. We meet at Davenport Masonic Center, 511 Veterans Memorial Parkway, Davenport on The second Wednesday of the month 9 a.m. - 2 p.m.

2020 Schedule:

March 11	April 15 (3rd Wed.)
May 13	June 10
July 15 (3rd Wed.)	August 12
September 9	October 14
November 11	December 9

•Quilt Show Meetings

Faye Kunz (563) 505-2579

Butterworth Education Center 1:30 to 4:30 pm

March 15

April 19

May 3

June 14

July 26

August 9

Upcoming Member Opportunities.

All are welcome!

•Quilt Get Away

Gloria Kloos (309) 762-9616
Bev Hoy (563) 391-8685

If you have projects to finish—Quilt Getaway is the place for you and open to all guild members. We meet at the Deere Wiman Carriage House, 817 11th Ave., Moline, unless otherwise noted, from 8am-9pm on Fridays and Saturdays and Noon to 5 pm on Sundays. Stay all day or leave your things and come and go as you like. Microwave and refrigerator are available. You may want to bring a light and an extension cord.

2020 Schedule:

Friday, March 6	Friday, April 3
Saturday, March 7	Saturday, April 4
Sunday, March 8	Sunday, April 5
Friday, May 8	Friday, June 5
Saturday, May 9	Saturday, June 6
Sunday, May 10	Sunday, June 7
Friday, July 10	Friday, July 31
Saturday, July 11	Saturday, August 1
Sunday, July 12	Sunday, August 2
Friday, September 4	Friday, October 2
Saturday, September 5	Saturday, October 3
Sunday, September 6	Sunday, October 4
Friday, November 6	Friday, December 4
Saturday, November 7	Saturday, December 5
Sunday, November 8	Sunday, December 6

• Quilts of Valor

Terry Austin (309) 797-8584

Make quilts to honor our veterans. Meets on the Wednesday following the Guild meeting, 9 a.m. to 2 p.m., at First Baptist Church, 1901 29th St., Moline, IL.

•Fiber Arts Play Day Colleen Curry (563) 285-1305 or (563) 340-4453 cocu@csteldridge.com

9:00-11 a.m. Fiber Artists Studio, 601 Brady St. #21, Davenport, IA. This is a mini workshop on a new technique. Reservations are required. Just give Colleen a call.

The Fiber Arts Group will only cancel a meeting for weather if the Davenport Schools cancel school on that meeting day.

2020 Schedule:

March 10	April 14
May 12	June 9
July 14	August 11
September 8	October 13
November 10	December 8

•Fiber Arts Group

Inspire & Create 9-4
Fiber Arts Meeting 1-3

NEW LOCATION Davenport Public Library Eastern Branch, 6000 Eastern Avenue, Davenport, IA, demos, information, and show and tell at 1-3 PM. The room will open from 9 AM-4pm for an Inspire & Create time for anyone who would like to work on any non messy project of their choice. It will be an open creative time for all fiber mediums. The kitchen will be open for our use.

2020 Schedule:

March 10	April 14
May 12	June 9
July 14	August 11
September 8	October 13
November 10	December 8

•Doodle Day

12-3 pm 3rd Tuesday of the month
Davenport Public Library, Eastern Branch, 6000 Eastern Avenue, Davenport, IA
Doodling is a great way to design and train your hand and brain for free motion quilting.



QUILT STITCHING
by Shelly

LONG ARM MACHINE QUILTING SERVICE
563-503-5553
Web: qsbsstudio.com
Web: quiltstitchingbyselly.com
Email: shelly@quiltstitching.com



The Quilt Mine
Where every quilt is a precious jewel

Long arm quilting
Call for an appointment

Cathy Jarvis
1 Sawgrass Drive
Coal Valley, IL 61240

Phone: 309-626-2093
Cell: 309-373-3954
cjarvis5@yahoo.com

Spring 2020 MVQG Retreat Registration

It's time for Retreat! **There still is space available!** The MVQG Spring Retreat is March 4-8, 2020 at Grace Lutheran Church Camp in DeWitt, Iowa. Retreat starts at 8AM on Wednesday and ends at 3PM on Sunday.

For those not familiar with the MVQG Retreat, retreats are held twice a year, in the spring and the fall.

At retreat you can do anything you want: sleep in, stay up all night, go on road trips with your friends, work on your own projects, read books, or walk the beautiful camp grounds. We do our own cooking so everyone is assigned to a team to help with one meal. Most of all, Retreat is FUN! To register, complete the registration form below; and mail it along with your nonrefundable deposit to Sue for either building. If you have any questions please contact Sue or Mary, who are still in Andrew building

Registration is limited to 20 people per building and to MVQG members only until February 5, 2020. If there are any openings after that non-members may register. This allows everyone to sleep on a lower bunk and provides each person with plenty of workspace.

Price is \$25 per night for those retreaters staying at the camp overnight for a maximum of \$100 for the entire Wednesday thru Sunday retreat. The daytime only fee is \$17 per day for retreaters not staying overnight. You may register for all nights or all days only or any combination of nights and days. Prices include meals. If you have a meal preference or a partner you like to work with please indicate that also. Thursday lunch and Friday night will be a combined meal of both buildings.

Name: _____ Phone: _____

Address: _____ City: _____ State: _____

Zip: _____ E-mail: _____

I will attend the following nights (please mark): ___ Wed ___ Thurs ___ Fri ___ Sat

Cost = number of nights marked _____ X \$25 = _____ Total

I will attend the following day(s) only, no nights (please mark): ___ Wed ___ Thurs ___ Fri ___ Sat

Cost = number of days marked _____ X \$17 = _____ Total

Building Preference: ___ Peter ___ Andrew ___ No Preference

Meal preference: _____ Partner: _____

A non-refundable deposit of 1/2 your total cost will hold your spot.

Please make checks payable to MVQG. Mail your registration form and deposit check to Sue along with your building preference. Your confirmation and retreat information will be e-mailed to you.

Sue Kirk

Mary Pement

2128 Jefferson Ave.

marpem49@gmail.com

Davenport, IA 52803

309-797-6367

CATEGORIES/ITEMS NOT ELIGIBLE FOR BEST OF SHOW:

1700-Found and Finished

1800-3-Dimensional

1910-Garments

1920-Bags, Purses, Accessories

2000-Miscellaneous

2100, 2200- All Challenges

2300-Junior (Non-judged)

ALL OTHER CATEGORIES ARE ELIGIBLE FOR BEST OF SHOW.

DEFINITIONS:

Small Bed Quilt: Lap to Full (up to 80" wide and proportionate in length)

Large Bed Quilt: Queen to King (over 80" wide and proportionate in length)

Solo: Constructed, stitched, and quilted by ONLY ONE PERSON.

Duet: Constructed, stitched, and quilted by TWO PERSONS.

Group: Constructed, stitched, and quilted by THREE OR MORE PERSONS

Pieced: Pieced by hand or machine. No other techniques (no embellishments, no applique, etc.) allowed.

All Hand Done: Self-explanatory; only the binding stitched on by machine is allowed.

Applied Techniques: Any technique 'applied to the fabric'= Applique, painting, beading, crystals, etc., or any combination of these techniques with piecing is allowed.

Traditional: Pieces utilizing a traditional pieced/applique setting and/or pattern

Art: Original design pieces—no patterns or kits allowed.

Modern: May be pattern or kit. Must utilize 'modern' style in piecing and quilting design.

Wall Quilts: Designed to hang as art on a wall. These are quilted pieces that are NOT SUITED for use on a bed, crib, or sofa. These will not be bed quilts of any size that were made to be displayed on a wall.

Wall Quilts will be required to include a **short** (25 word) artist's statement listing the name of the designer and all techniques/methods used. (This should not include where/why the fabric was purchased, please.)

Statements may be read aloud for the consideration of the judge. Category sizes may be adjusted as needed by committee.

Categories for 2020 Great River Quilt Show

1100- All Hand Made: Must be made entirely by hand with no machine sewing/quilting other than sewing the binding to the front of the quilt. All sizes, techniques, makers allowed.

Small Bed Quilts: Used on a bed or crib; up to (and including) 80" wide and proportional in length.

1110- Small Solo, Pieced: One person made top and quilted it. **Only** piecing allowed, no applique or embellishments of any kind will be allowed.

1120- Small Solo, Applied Techniques: One person made top and quilted it. All applique, painting, embellishments, combination of techniques with piecing, etc. allowed, as well as entirely appliqued quilts, whole cloth quilts and those quilts without batting such as crazy quilts, wool quilts and cathedral windows.

1130- Small Duet, Pieced: Two persons worked on any part of making the quilt. **Only** piecing allowed, no applique or embellishments of any kind will be allowed.

1140- Small Duet, Applied Techniques: Two persons worked on any part of making the quilt. All applique, painting, embellishments, combination of techniques with piecing, etc. allowed, as well as entirely appliqued quilts, whole cloth quilts and those quilts without batting such as crazy quilts, wool quilts and cathedral windows.

Large Bed Quilts: Used on a bed; wider than 80" and proportional in length.

1210- Large Solo, Pieced: One person made top and quilted it. **Only** piecing allowed, no applique or embellishments of any kind will be allowed.

1220- Large Solo, Applied Techniques: One person made top and quilted it. All applique, painting, embellishments, combination of techniques with piecing, etc. allowed, as well as entirely appliqued quilts, whole cloth quilts and those quilts without batting such as crazy quilts, wool quilts and cathedral windows.

1230- Large Duet, Pieced: Two persons worked on any part of making the quilt. **Only** piecing allowed, no applique or embellishments of any kind will be allowed.

1240- Large Duet, Applied Techniques: Two persons worked on any part of making the quilt. All applique, painting, embellishments, combination of techniques with piecing, etc. allowed, as well as entirely appliqued quilts, whole cloth quilts and those quilts without batting such as crazy quilts, wool quilts and cathedral windows.

1300- Group Quilts: Quilts that have been made and/or quilted by **MORE THAN TWO** persons. All sizes, all techniques.

1400- Miniature: Quilts will have all aspects of the quilt reduced in scale from a full-sized quilt. Maximum size is 24" x 24". All techniques, all makers.

1500- Modern: Quilt must reflect some of the following characteristics: Asymmetry of design, improvisational piecing, bold colors, on-trend color combinations, and graphic prints, use of negative space, unconventional block structures, or reinterpreted traditional blocks. Quilting designs should reiterate modern theme. All sizes, techniques and makers allowed.

WALL Quilts- Categories may be tweaked to balance numbers of entries.

1610-Wall Small- Quilts will be under 35” wide.

A. Traditional: Traditional pieced/applique setting, patterns and kits allowed.

B. Art: Must be original design; no commercial patterns or kits allowed

1620-Wall Medium- Quilts will be 35” or more in width but less than 55” wide.

A. Traditional: Traditional pieced/applique setting, patterns and kits allowed.

B. Art: Must be original design; no commercial patterns or kits allowed.

1630- Wall Large- Quilts will be 55” or more in width.

A. Traditional: Traditional pieced/applique setting, patterns and kits allowed.

B. Art: Must be original design; no commercial patterns or kits allowed.

1700-Found and Finished: Quilts will include all sizes, all techniques. Quilts will have been started by another quilter (known or unknown) and finished by entrant(s).

1800-3-D: Category will include all three-dimensional projects to include such items as tuffets, dolls and more. Use your imagination. Must be able to be easily moved and displayed without issues. Need not be quilted, but may include quilted pieces. All techniques, all makers.

Wearables: Items do not need to be quilted. All techniques, all makers.

1910-Garments: Articles of clothing (vests, jackets, etc.) Pattern designer required on entry form

1920- Bags/Purses/Accessories

2000- Miscellaneous: Any entry that does not fit into any other category and items such as household items. Examples: table runners, placemats, etc. All techniques, all makers.

2100-MVQG Quilt Show Challenge: All techniques. No size requirement. Traditional, modern, or art techniques can be employed. Quilt must tie into any one, two or three aspects of the theme.

2200-All Other Challenges: All challenge quilts **made after August 2018**. Any guild/sit and sew group. Entrant must be member of MVQG at time of entry. All techniques, all makers, all sizes.

2300- Junior: Entrant must be under the age of 18 and be a child/grandchild of a member. Each entry will receive a participation ribbon. **Non-judged category.**

2400- Non-judged