

Mississippi Valley Quilters Guild

Established 1983 P.O. Box 2636, Davenport, Iowa 52809-2636 -

Volume 44
Issue 9
292 members
July 2018

President's Message

By Faye Kunz

The July newsletter is being mailed to all members because there is so much going on, and we don't want you to miss out on anything! You will find the 2018-19 membership application and quilt show registration forms in this issue.

The newsletter will also be available on line so that you can print off copies of the quilt show registration form or membership application if you misplace your paper copy.

You must be a member of the Guild in both 2017-18 and 2018-19 in order to register and hang quilts in the show in September! Please don't procrastinate!

Membership applications will not be available at our meetings. Please remember to fill out and bring the copy included in this newsletter with you.

An update to the membership directory is included with the July mailing. Please keep this update with your directory.

If you need help completing your quilt show registrations, please fill out copies of the enclosed registration form and bring them with you to our July meeting.

July Program

Enjoy our annual celebration of the 4th of July at our regular meeting on Tuesday, July 3rd. Bring a dish of your choice to share – luncheon items to the afternoon meeting or to the evening meeting, appetizers and desserts. The 4Cs - Colleen Curry and Chris Clark – will provide the entertainment.

July Calendar

♦ Guild Meeting

July 3: 1 & 7 p.m. First Congregational Church, 2201 7th Avenue, Moline, IL

♦ Play Day Fiber Arts

July 10: 9-11 a.m. Fiber Artists Studio, 601 Brady St. #21, Davenport, IA
See Page 5 for topic.

♦ Fiber Arts Group

July 10: 1-3 p.m. Davenport Public Library Fairmount Branch, 3000 N. Fairmount St., Davenport, IA

♦ Board Meeting

July 10: 6:00-8 p.m. Butterworth Center, 1105 8th St., Moline, IL

♦ Quilts of Valor

July 11: 9 a.m.-2 p.m. First Baptist Church Moline - 1901-29th St Moline, IL

♦ Charity July 12:

8:30 a.m.-3 p.m. Butterworth Education Center, 701 12th Avenue, Moline, IL

♦ Quilt Getaway

July 14: 8 am—9 p.m.
July 15: Noon—5 p.m. Butterworth Education Center, 701 12th Avenue, Moline, IL

Quilt Show Meeting July

15 1:00— 3:00 La-Z-Boy, 4775 Elmore Ave., Davenport, IA

♦ Doll Quilts July 17

8:30—2:00 Butterworth Education Center, 701 12th Avenue, Moline, IL

♦ Quillow QTees July 18

9 a.m.—2 p.m. Masonic Center, 511 Veterans Memorial Pkwy., Davenport, IA
(3rd Wednesday)

♦ Quilt Queens July 19:

9 a.m.- 3 p.m. St. Mark Lutheran Church, 2363 W. 3rd St., Davenport, IA.

Davenport Library Sit-

n'Sew July 20 9 am—3:30, Davenport Library on Fairmount, 3000 N. Fairmount St., Davenport, IA (Garden Room)

♦ Pinpals July 24

9 am 3 pm, Butterworth Education Center, 701 12th Avenue, Moline, IL

♦ Quilt Queens July 26

9 am—3 pm Davenport Public Library, Eastern Ave. Branch, 6000 Eastern Ave., Davenport, IA

See page 6 for

Additional on-going group information

Save these DATES

Quilt Show:

SHOW JUDGING

September 19-20

QUILT SHOW!

September 21-22

Retreat: October
24-28

Doohickey Drawing

An Americanism dating from 1910-1915, a doohickey is a gadget; a dingus; a thingumabob; a nifty quilting tool that a quilter may want, has never heard of, or is too expensive to purchase.

Each month a new Doohickey is offered to our membership. It may be a new "cool" tool or it may be something tried and true; expensive or not so much. Tickets are \$1.00 and monthly prizes are determined by the number of tickets sold the previous month. The winning ticket will be drawn at the end of the evening meeting.

The June Doohickey was won by Jo Noon. Jo is working on a witch pattern that requires the use of a light pad so she was very excited that one of the four tickets she purchased fell out while the "pot was being stirred."



With quilt registration in progress and the potluck, there will not be a Doohickey drawing in July.

RAFFLE QUILT TICKET SALES

Bev Hoy: 563-391-8685

Sandy Bender: 309-781-8525

A reminder that ticket drawing stubs and money can be turned in at Guild meetings. If you need more tickets, please contact either Sandy or me and we'll get them to you.

Expressions in Thread in LeClaire has again invited the Guild to sell raffle quilt tickets at their annual sale on Friday, July 20 and Saturday, July 21, 2018. The sale will be held only in the store (in previous years it was held in the LeClaire Community Center) and will feature 20% off most everything in the shop including clearance fabric. Therefore, volunteers are needed to sell tickets for 2-hour shifts each day. Shifts are 8:00 to 10:00 am and 10:00 am to noon each day. Sign-up sheets will be available at the July meetings.



Our Mission:

Organized in 1983 to educate and encourage members in the quilting arts; to encourage high standards in color, design, and construction of the quilted medium, and to stimulate interest in quilting in the community.

President, Faye Kunz, (563) 505-2579

Vice President, Diana Engelbrecht, (563) 285-4348

Secretary, Wendy Rios, (563) 386-3624

Treasurer, Ann Filiatreau, (309) 757-8420

Program, Karla Miley, (309) 786-6997

Newsletter, Andrea Schoemaker, (563) 508-8019

Historian, Gloria Kloos, (309) 762-9616

Membership, Lydia Hoelle, (563) 424-2513

Member at Large, Nancy Jacobsen, (563) 349-1153

Member at Large, Jeanie Hess, (563) 508-3049

Webmaster, Jo Noon, (563) 271-0316

The Mississippi Valley Quilters Guild is a non-profit organization open to anyone interested in quilts or quilting. Monthly meetings are 1 p.m. and 7 p.m. on the first Tuesday of each month at the First Congregational Church, 2201 7th Avenue, Moline, Illinois. Guests are welcome. A \$5 fee is charged to guests at meetings with featured speakers. \$35 yearly dues are renewable in September.

To change your address contact Lydia Hoelle at (985) 630-9528.

Find us online at:

www.mvqg.org

www.facebook.com/mvqguild

MVQG Email: mvquiltersguild@gmail.com

Newsletter submissions:

Contributions to the Newsletter are welcome. Articles and ads are due no later than the second Friday of each month and can be submitted to Andrea Schoemaker.

All contributions must be accompanied by the name and phone number of the author.

Advertising rates

Prepay 5 issues and get the 6th issue free

* Business card \$5.00 * 1/4 page \$12.50

June Meeting Statistics

Afternoon: 127 members, 4 guests, 1 new member

Evening: 50 members, 2guest, 0 new member

Name Tag Drawing Winners

Afternoon

Lydia Hoelle
Maggie Kraehling
Terry Austin
Nancy Smith
Susanne Claeys
Jane Skoglund
Deb Kopacz
Ardith Palos

Jo Noon
Joni Redman
Kathy Sims
Cindy Hoste
Mary Beth Anderson
Carol Baldry

Evening: Joan Bush, Sandie Cockrill, Dorine Donaubauer, Connie Jurgs, Paula Shattuck

Programs

Karla Miley - (309) 738-5227 or karlamiley@hotmail.com

July: Enjoy our annual celebration of the 4th of July at our regular meeting on Tuesday, July 3rd. Bring a dish of your choice to share – luncheon items to the afternoon meeting or to the evening meeting, appetizers and desserts. The 4Cs - Colleen Curry and Chris Clark – will provide the entertainment.

August: Beading expert, Lisa Binkley, will be our featured speaker at our August meeting. Her award-winning artwork has been selected for national and international exhibitions including those of the American Quilters' Society, the International Quilt Association, Crafts National, CraftForms, Wisconsin Artists Bien-nia, and many others. Lisa and her artwork have been featured on local and national television, in internationally-distributed books and magazines, and in many local publications. Her art is represented in public, private, and corporate collections. She enjoys sharing her passion for the fiber arts through her artwork, classes, and lectures, and she teaches throughout the United States.

Opportunities to learn beading techniques from Lisa, include a class about Beginning Bead Embroidery on Wednesday, August 8th (Class fee: \$35, Kit fee: \$25) and a class about Bead Embroidery: Beyond the Basics (Class fee: \$35, Kit fee: \$30) on Thursday, August 9th. Space is still available in both classes; however, the first session is nearly full. Classes will be held at the Kaaba Shriners Building - 511 Veterans Memorial Parkway in Davenport. Lunch will be available on site for \$5. To register, contact Karla Miley

September: Our combined meeting will feature our Guild challenge – sunflowers. Be sure to sign-up at the July meeting to display your challenge quilt if you have not already done so.

Quilt Show Publicity NEEDS YOU! The Publicity Team (Dorine Donaubauer and Diana Alm) ask that you help promote the show by telling your family, friends, neighbors, club and church members, and Facebook friends about it. Information will appear in the newsletter, at meetings, the website, and on the MVQGuild Facebook Page. Please share! Social media works because people share the things they like with their friends, and we'd like for you to help us promote the show in this way.



Quilt Registration Cathy Bennett/Suzi Dale

Registration begins at the July Guild Meeting. If you need help with online registration, we will have laptops available at the meeting. Paper entry forms will also be available for those who can't or don't wish to enter online. The database that gathers all the entry information when you register online produces a spreadsheet that we will use to sort and extract whatever reports are needed. To facilitate the correct sorting of this information, there are some formatting issues you will need to keep in mind:

Quilt dimensions are always in inches so there's no need to put a " mark after the number. And, please, whole numbers only—round off.

On submitting an online registry, you'll get an email acknowledging your entry. **KEEP THIS EMAIL.** This email is the only way you'll be able to make any corrections to your entry.

The absolute, drop-dead, no-exceptions deadline for registry is midnight on August 11.

We will continue to refine and communicate more information on registering online via the Newsletter or other social media. Paper entry forms can be given to Cathy Bennett or Suzi Dale (their addresses are in the directory). Questions about online entry can be addressed to them. Questions about categories should be addressed to Carol Brooks or Faye Kunz.

The Nominating Committee joyfully announces
the following slate of officers to the MVQG
Board
for the 2018 – 2019 year

President	Diana Engelbrecht
Vice President	Elaine Giesecke
Secretary	Wendy Rios
Treasurer	Diane Murtha
Historian	Hope Schroeder
Membership	Deb Schladt
Program	Karla Miley
Newsletter	Jo Noon
Webmaster	Lydia Hoelle
Member-at-large	Faye Kunz
Member-at-large	Jeanie Hess

The list of candidates will be introduced at the
July meeting at which time nominations from
the floor will be requested.

Any nominations from the floor must have the
consent of the nominee.

Fabriganza!
July 20 - 21, 2018
ALL UNDER ONE ROOF
AT EXPRESSIONS IN THREADS
The ultimate clearance sale!
20% off store-wide!
Fabric as low as \$6 per yard!
*Special pricing on Janome machines & Horn cabinets!
July 20: 8 AM - 6 PM * July 21: 8 AM - 4 PM
Expressions in Threads
expressionsinthreads@gmail.com
www.expressionsinthreads.com
www.etsy.com/shop/ExpressionsInThreads
208 S Cody Rd
LeClaire, IA 52753
563-289-1447

2018 Quilt Challenge Sunflowers!

July is almost here and the September reveal of the Sunflower Challenge draws near! Thirty quilters have signed up so far, and it's not too late! I will be at the July meeting, so see me to join in. The fee is only \$1 per entry. The rules are simple....your entry must lie or hang flat, (some dimension is A-0k), and the total circumference is not to exceed 144". Use a pattern or design your own....use techniques and fabric types as your creativity dictates.

Some questions have arisen concerning challenge entries in the upcoming show. You may enter your challenge projects in the Challenge Quilt Category 2200, (judged or unjudged) or in the appropriate Wall Hanging category, if you feel it could compete and fits the category description...or even in the Found and Finished category, if it's a fit. Consider the level of competition, and where your competitive spirit leads you. If you enter your Sunflower project in a category other than the Other Challenge Quilt category, (2200), it won't hang with its 'friends' but with the quilts in that category. I hope this bit of info helps! Sign up and have FUN

Mary Korrekt MJKorrekt@hotmail.com

563 940 8565



Quilts of Valor

Well May award ceremony was awesome. I cannot thank all of you enough to help make it go so smoothly. We had more issues with addresses this time then we ever had. So if you turned in a name with me for November, would you check the addresses to be sure they didn't move or that the addresses are correct. We reshipped about 20 invites this time. Just trying to save Clayton and me some work.

The thank you's are way too long so here is a blanket one. This event cannot go off without all of you. I am so blessed to have you all in my life.

We gave out 60 on that day and the balance of the 94 on the list will be delivered privately. Because of the long list, it will take a bit to get them all contacted. If someone asks you about theirs, we will get to them I promise. I have given 19 to others to be delivered and the balance I am getting to one at a time. So thank you for your patience.

To let you know, my quilt did not make it in the 50 states book for QOV, darn it. But I can't wait to see what did. The book comes out in the Fall. The cost is \$24.99. If anyone wants one and orders thru me and our group, then the group gets a rebate of \$10.00 to our account!

So from a humble heart, thank you.

Terry Austin QC QOV

2018 sponsors:
VN Vet Chap 669
SOAR Chap 11-4
Kerry Stoudt State Farm Ins.
Amer Legion Post 569
Moline High 12 Club #88
Casey's General Stores
Walmart
Alcoa Retirees Club
Modern Woodman Retirees
Expressions in Threads (Fabric)
A Quilt Mine (batting)
Health Alliance Medicare
Jewel-Osco
Modern Woodmen

Thank you to these sponsors. If you shop at any of these companies, thank them for their Sponsorship!

Also to all the individuals who donate their monies, fabric, and time! You are awesome.



DOLL QUILTS

See schedule for place:

July, Butterworth Ed Center

Skip Sept (quilt show)

August, October, November, Deere Wiman Carriage House.

Always need sorters, cutters, sewers, ironing lovers, and new ideas. I bring the chocolate.

On the months we are off, please take the kits we have to finish by December. We never know the count needed until September. Size, c. 24", with or without batting but some sort of filler gives it some body. Go easy on the quilting so they don't get too stiff.

Questions, ideas, call me.. Margaret Paulos

Words That Move You Challenge

The Fiber Arts Group has extended a challenge to anyone who would like to participate. Linda Klyman has extended the challenge *Words That Move You*. This can be a quote, saying, song, phrase, or just one word that moves you. Interpret them into a fiber creation such as a wall hanging. We are hoping to have a nice group of this challenge to hang in the Quilt Show.

Regular and Ongoing Sit-n-Sews

•PinPal Quilters

Faye Kunz (563)323-3593

Diana Engelbrecht (563)285-4348

This group meets on the third Tuesday of each month from 9 a.m. to 3 p.m. at the Butterworth Education Center, 701 12th Avenue, Moline, IL. We work on our own projects so you must bring everything you will need. Any guild member is welcome. Bring your sewing machine or handwork. Large tables are available to baste and mark quilts.

•Charity Quilts

Donna and Garry Lanman

(563) 323-9539

Charity Quilts Day is held the second Thursday of the month, 8:30 a.m. to 3 p.m. Deere-Wiman Carriage House, 817 11th Ave., Moline, IL. Unless otherwise noted in the calendar.

•Quilt Queens

Marlis Beechamp

(309) 797-6267

Bev Hoy 563-391-8685

This Sit-n-Sew group meets every third Thursday, 9 a.m. to 3 p.m., St. Mark Lutheran Church, 2363 W. 3rd Street, Davenport. Coffee, irons, and boards are Provided. Just bring your lunch and enjoy the day! The group also meets on the fourth Thursday of the month at the Eastern Avenue Library. Contact Judy Nelson (563) 359-3253 with questions regarding meetings at the Eastern Avenue Library.



•Davenport Library Sit-n' Sew

Sharon Maroney (615) 483-2430

Friday July 20 from 9 a.m.-3 p.m. in the Garden Room at the Davenport Library on Fairmont Street and August 17 in the SCRA/Large room. Everyone is welcome. Bring your own project to work on. Call Sharon Maroney, (615) 483-2430, if you have questions.

•Doll Quilts

Margaret Paulos—(563) 323-5745

Doll Quilts are small quilts made by members and given to local school children. Come to doll quilt workday, 3rd Tuesdays of the month at the Deere Wiman Carriage House.

•Quillow QTees

Janet Zahrt (563) 332-7365

Second Wednesday of every month make a quillow for a cancer patient. We meet at Davenport Masonic Center, 511 Veterans Memorial Parkway, Davenport on the second Wednesday of the month 9 a.m. - 2 p.m. July 18*; Aug 15*; Sept 12; Oct 10; Nov 14; *3rd Wed.

•Quilt Get Away

Gloria Kloos (309) 762-9616

Bev Hoy (563) 391-8685

If you have projects to finish—Quilt Getaway is the place for you and open to all guild members. We meet at the Deere Wiman Carriage House, 817 11th Ave., Moline, unless otherwise noted, from 8am-9pm on Fridays and Saturdays and Noon to 5 pm on Sundays. Stay all day or leave your things and come and go as you like. Microwave and refrigerator are available. You may want to bring a light and an extension cord.

2018 Dates: July 14-15, August 3-5, Sept. 7-9, Oct. 5-7, Nov 2-4, Dec 7-9

•Quilts of Valor

Terry Austin (309) 797-8584

Make quilts to honor our veterans. Meets on the first Wednesday of the month, 9 a.m. to 2 p.m., at First Baptist Church, 1901 29th St., Moline, IL.

•Fiber Arts Play Day Colleen Curry (563) 285-1305: cocu@csteldridge.com

9:00-11 a.m. Fiber Artists Studio, 601 Brady St. #21, Davenport, IA. This is a mini workshop on a new technique. Sign up is required. Just give Colleen a call.

July 9 Making mandalas-Colleen Curry

Aug 14 Art cards/postcards/trading cards-Lori Miller

Sept 11 Basic design-Kimberly Darling

Oct 9 Paper Cutting -Penny Percy

Nov 12 Broach-Diana Engelbrecht

Dec 11 Christmas ornament-Sally Stewart

•Fiber Arts Meeting

1-3 p.m. Davenport Public Library Fairmount Branch, 3000 N. Fairmount St., Davenport, IA,; demos, information, and show and tell.

July 10 Star of the month

Aug 14 Challenge due-"What words move you?"

Sept 11 Vessel felting info-Kimberly Darling

Oct 9 Shipping and or insuring art-Guest Speaker

Nov 13 Challenge due-recycling an old garment

Dec 11 Gift package topper exchange and door prize day

Registration for the quilt show will begin soon. Please keep an eye out for an email notification. There will also be paper copies at the July guild meeting if you don't have access to a computer. Check out the volunteer opportunities for the show at the guild meetings with Nancy Boyer.



QUILT STITCHING
by Shelly
Inspired by your creations.

LONG ARM MACHINE QUILTING SERVICE
563-503-5553
www.quiltstitchingbyselly.com
shelly@quiltstitching.com

Please refer to my Website for additional information such as services offered, prices, contact information and photo gallery.

BLOCK TO RAFFLE

The next block is All A Buzz by LJ Simon. Kits that include the grass and the bees were available at the April-June meetings. Each kit will have enough to make two blocks. Blocks should be turned in by the July meetings.



Dawn Seaman

Travel Opportunity: The old saying 'if one door closes, another opens' might apply here. Since the Guild's bus trip to the Quilt Museum in Lincoln, Nebraska, was cancelled, here's another chance to get away for a time and buy lots & lots of fabric.

Fran Borhart, an MVQG member and also a Muscatine Guild member, tells us that the Muscatine Guild is planning a bus trip to the **Madison Quilt Expo on Thursday, September 6, 2018**. The cost is \$55 per person and includes admission to the Expo and a light breakfast of rolls and coffee. The bus will leave Muscatine at 7:00 am but if enough people from the Quad Cities attend, a pick-up point will be arranged in Davenport.

If interested, please contact Fran; her cell phone # is 563-650-1575.



2018 Quilt Show Challenge



The 2018 MVQG Quilt Show Challenge will focus on the theme of Sun, Moon, and/or Stars in a quilt piece. Traditional, modern, or art techniques can be employed. No size requirement. Quilt must tie in to any one, or two, or all three aspects of the theme. Contact Linda Klyman with questions. There is no fee to join this challenge.

Quilt Auction

Now is the time to consider a donation of one or more items to the "Small Quilt and Related Items" Committee for our September Quilt Show. Proceeds from our 2018 auction will go to Winnie's Place (sheltering abused women and their children on both sides of the river), Quilts of Valor and our own "Quillows" Committee.

Donations of quality items for our two scheduled auctions can be turned in to Nancy Jacobsen or Lynn Figg at monthly meetings or call to arrange a pick up. A wide variety of items is always appreciated. Purses, tote bags, wall hangings, items with a useful purpose around the house (table runners, Christmas Tree Skirts, baskets, etc.), and larger quilts are always welcome. A quilt kit that you purchased and are never going to assemble could also make a great donation.

If you have any questions about the Small Quilt Auction, please see or call Nancy Jacobsen or Lynn Figg.

Nancy Jacobsen and Lynn Figg

Membership

MEMBERSHIP RENEWAL TIME!

It's time to renew your MVQG membership for 2018-2019. **Please fill out the form provided for you in this newsletter.** Then either mail the form and check to our PO Box OR bring to the July, August OR September meetings. Deadline for membership renewal is SEPTEMBER 4, 2018.

Please remember that everyone who enters a quilt in our MVQG Quilt Show **MUST** be a member for 2017-18 AND 2018-19.

If you have not handed in a block for Faye's quilt, Diana will accept them at the July meeting. This is absolutely the last chance. There will be some blank blocks at the check-in desk if you don't have time to make one, you can still sign one and be included. You can mail them to Diana Engelbrecht, 23510 130th Ave, Eldridge IA 52748. If you are out of town and want to sign one, please call me at 563/370-4239.

The Presidents Quilt

Questions call Diana Engelbrecht

563/370-4239


To honor Faye Kunz for all the work she has done while being our president for 2 years (in September) I am requesting each member to make a quilt block. She has requested a signature block. The blocks will be due at the June meeting. I will put the blocks together, have it quilted and bind it.

The directions for the block are as follows:

- 1) Cut the background cream/ivory square 4 1/2 inches.
- 2) Cut the 2 corner squares 3 1/2 inches in your choice of fabric from your stash. The fabric should represent who you are. No holiday fabric please (example Easter eggs, pumpkins, scardy cats, Christmas trees).
- 3) Mark a line through the middle of the corner squares diagonally from one corner to the other.
- 4) Line up on corner square in the corner of the background and sew along your marked line.
- 5) Press the triangle back. Please DO NOT trim.

Repeat 4 & 5 in the opposite corner.

Sign your block. We will have pens at the check-in desk at the guild meetings that you can use to sign if you don't have one. It is helpful to press a piece of freezer paper on back to stabilize it while you are signing



Quilt Show Demonstrations

We are approaching the demonstrations as a community outreach section of the quilt show. When asking for demonstrators, I am asking for demos geared toward the public, not our own members. Very easy techniques are welcome.

We will have two sections in the demo area.

1. We are going to have an area that anyone can come sew on a sewing machine including a try on a treadle machine. The end result being a charity quilt. In this area we need people to help show how to cutout fabric, stitch a 1/4 inch seam, press and pin, etc. Very simple demos.
2. In the second area we are looking for easy demos that the public would be interested in. Techniques that show how a quilt begins. Examples: Choosing and cutting out fabrics, hand applique, machine applique, raw edge applique, piecing a log cabin or 4 or 9 patch, disappearing 9 patch, paper piecing, thread painting, painting on fabric, beading/embellishments, chain piecing, how to measure for borders so they aren't all wonky, arranging rows of blocks for a small quilt and the different designs achieved when blocks are juggled differently like the log cabin variations.. Think of when you started quilting. What was the best little tip or technique someone gave you. Let's pass it on.

This is a great way to increase interest in our guild. Diana Engelbrecht

Quilt Pick-up Saturday September 22,2018

All members who are submitting quilts for display during the show will need to pick up a number and sign up for order of disbursement. I will be at a table near the entrance of the building from 2:00pm-3:00pm on Saturday September 22.. Quilt pick-up will begin at 4:30pm. Please bring your registration and number. If someone other than yourself is picking up your quilt they must have the two items. We will work very hard to handle your quilts with care. Please consider volunteering to help with this important job. If you have any questions call me at (309) 797-3986. Thank you, Paula Hardi

MISSISSIPPI VALLEY QUILTERS GUILD

Membership Application 2018/2019 Due September 4, 2018

Please complete Parts 1 and 2. Use an address label or print clearly. Complete all sections or indicate No Change.

PART 1 (for use by Membership Chair)

Renewal _____ New _____

Name _____

Address _____

City, State, Zip _____

Primary Phone _____ Secondary phone _____

Email address (Essential): _____

You acknowledge that email will be used for Guild business. Personal information is not sold.

Please Circle all that apply:

Special Listing for Membership Directory: Shop Owner (S); Teacher (T); Lecturer (L)

Quilting for Others: Basting (Q/B); Binding (B); Hand (Q/H); Machine (Q/M); Long Arm (LA); Quilt Restoration (QR)

PART 2 (for use by President)

Name _____ Phone: _____


The Guild depends on volunteer help to assure that it runs smoothly. Please **circle** any areas in which you are able to assist:

ANYTHING	Doohickey Drawing	Hostess (Meetings)	National Quilt Day	QUILT SHOW
Block to Raffle	Guild Challenge	Hostess (Speakers)	Newsletter	Retreat
Charity	Guild Retreat	Library	Programs	Transportation
Community Ed	Habitat For Humanity	Membership	Publicity	Website
Doll Quilts	Historical Interest	Membership Directory	Quillows	

Would you be willing to serve on the Board of Directors? _____

If interested in conducting a workshop, please indicate what subject or technique you would teach.

Please list any special skills, talents, or abilities unrelated to quilting (e.g. computing, accounting, social media) that you would be willing to share with the Guild: _____



How to make a quilt sleeve

These directions were produced by **Susan Brubaker Knapp**. They are free, and may be copied and distributed. E-MAIL: susan@bluemoonriver.com

■ WEB SITE: www.bluemoonriver.com ■ BLOG: www.bluemoonriver.blogspot.com

Nearly all quilt shows require a 4" hanging sleeve for quilts exhibited. This 4" size accommodates most hanging rods or slats used at shows.

Here are some basic directions.

1 Measure the top edge of your quilt, where the sleeve will go, about $\frac{1}{2}$ " from the top. In this example, the quilt measures 13". **See photo A.**

2 Cut a strip that is 9" wide and the width of your quilt plus 1" (for the quilt shown here, this is a rectangle 9" x 14").

3 Fold in the short ends $\frac{1}{2}$ " and press. Fold in again $\frac{1}{2}$ " and press. This eliminates the raw edge. **See photo B.**


4 Sew a seam along these short ends. **See photo C.**

5 Fold the strip in half with the wrong sides together, and press.

NOTE: By using this method, you do not have to turn the tube inside out after you sew it together. If you have a wide quilt, and a long sleeve tube, it can be difficult to turn it right side out. This way, the seam is hidden between the sleeve and the quilt backing.

6 Stitch a $\frac{1}{2}$ " seam along the long edge. **See photo D.**

(Continued)





7 Press the seam open, center it, and press. **See photo E.**

8 Along one of the long edges, fold down and press about $\frac{1}{4}$ ". **See photo F.** This allows for a little slack so the quilt will hang better on a rod or slat. Without this slack on the back, you may have a bulge on the front of the quilt where the hanging rod goes through. You can see this slack more clearly on the side view (**photo G**).

9 Pin the sleeve to the back of the quilt, about $\frac{1}{2}$ " from the top. **See photo G.** Take care to place the sleeve low enough that it will not show from the front once the rod is inside and the weight of the quilt pulls the sleeve up toward the top of the quilt. This is even more of an issue if the quilt is uneven at the top, such as the example shown here.

10 Hand-stitch the sleeve to the quilt. **See photo H.** Go around all four edges, even the short sides. Your stitches should only go through the backing and the batting. You should not see them on the front of the quilt.





Mississippi Valley Quilters Guild
2018 Great River Quilt Show Entry Form

PLEASE PRINT LEGIBLY

Entrant Name: (LAST) QUILTER (FIRST) HAPPY
 Preferred Phone Number: (563) 123-4567
 Email address: HappQuilter@yahoo.com

Information about this entry

Title: My HAPPY QUILT
 Width (to nearest whole inch): 36
 Length (to nearest whole inch): 48 } Do not use "- whole numbers only
 Constructed By: HAPPY Quilter
 Quilted by: Audrey Hepburn
 Others Who Stitched (for group quilts): _____

Description (255 character limit):

Cite designer here. Don't get too wordy as space is limited

Refer to the Show Rules to complete the rest of this form.

☐ Solo ☒ Duet ☐ Group (3 or more worked on the quilt)

SEE
 Quilt Show Rules
 To determine which
 Category applies to your entry

Category (Check one; Refer to Show Rules for Definitions):

<input type="checkbox"/> All Handmade	<input type="checkbox"/> Wall (Small) - Traditional	<input type="checkbox"/> Found & Finished
<input type="checkbox"/> Small Bed Quilt	<input type="checkbox"/> Wall (Small) - Art	<input type="checkbox"/> 3D
<input checked="" type="checkbox"/> Large Bed Quilt	<input type="checkbox"/> Wall (Medium) Traditional	<input type="checkbox"/> Wearables (Garments)
<input type="checkbox"/> Group Bed Quilt	<input type="checkbox"/> Wall (Medium) - Art	<input type="checkbox"/> Wearables (Bags/Purses/Other)
<input type="checkbox"/> Miniatures	<input type="checkbox"/> Wall (Large) - Traditional	<input type="checkbox"/> Miscellaneous
<input type="checkbox"/> Modern	<input type="checkbox"/> Wall (Large) - Art	<input type="checkbox"/> Junior
<input type="checkbox"/> Quilt Show Challenge (Sun, Moon, & Stars)		<input type="checkbox"/> Other Challenges

Quilting Methods (Check One; Refer to Show Rules for Definitions):

☐ Hand Quilted ☐ Domestic Sewing Machine
☒ Mid/Long Arm Machine ☐ Computerized/Digital Machine ☐ None

☒ YES, I WANT MY ENTRY JUDGED

☐ NO, I DO NOT WANT MY ENTRY JUDGED

☐ For Sale (seller will deal directly with buyer)

Design Source (Magazine/Issue/Publication Date, Pattern/Book (complete title), Designer/Author or Original

Design. If this was a workshop, who conducted the workshop?

Give more info on designer + your inspiration for the Quilt here.

By submission of this Entry Form, either on paper or electronically, the Entrant agrees to allow photographs of her entry. Please sign below (paper entries) and return the completed form to Suzi Dale or Cathy Bennett.

Signed: _____

HAPPY Quilter

Date: _____

May 06, 2018

SAMPLE
 PAPER
 ENTRY
 FORM
 & INFO
 NEEDED
 TO
 COM-
 PLETE
 ON
 LINE
 FORM

Mississippi Valley Quilters Guild
2018 Great River Quilt Show Entry Form

PLEASE PRINT LEGIBLY

Entrant Name: (LAST) _____ (FIRST) _____

Preferred Phone Number _____

Email address: _____

Information about this entry

Title: _____

Width (to nearest whole inch): _____

Length (to nearest whole inch): _____

Constructed By: _____

Quilted by: _____

Others Who Stitched (for group quilts): _____

Description (255 character limit):

Refer to the Show Rules to complete the rest of this form.

☐ Solo ☐ Duet ☐ Group (3 or more worked on the quilt)

Category (Check one; Refer to Show Rules for Definitions):

☐ All Handmade ☐ Wall (Small) – Traditional ☐ Found & Finished

☐ Small Bed Quilt ☐ Wall (Small) – Art ☐ 3D

☐ Large Bed Quilt ☐ Wall (Medium) Traditional ☐ Wearables (Garments)

☐ Group Bed Quilt ☐ Wall (Medium) – Art ☐ Wearables (Bags/Purses/Other)

☐ Miniatures ☐ Wall (Large) – Traditional ☐ Miscellaneous

☐ Modern ☐ Wall (Large) – Art ☐ Junior

☐ Quilt Show Challenge (Sun, Moon, & Stars) ☐ Other Challenges

Quilting Methods (Check One; Refer to Show Rules for Definitions):

☐ Hand Quilted ☐ Domestic Sewing Machine

☐ Mid/Long Arm Machine ☐ Computerized/Digital Machine ☐ None

☐ YES, I WANT MY ENTRY JUDGED ☐ NO, I DO NOT WANT MY ENTRY JUDGED

☐ For Sale (seller will deal directly with buyer)

Design Source (Magazine/Issue/Publication Date, Pattern/Book (complete title), Designer/Author or **Original Design**. If this was a workshop, who conducted the workshop? _____

By submission of this Entry Form, either on paper or electronically, the Entrant agrees to allow photographs of her entry. Please sign below (paper entries) and return the completed form to Suzi Dale or Cathy Bennett.

Signed: _____ Date: _____

JUDGING GUIDELINES

CATEGORIES/ITEMS NOT ELIGIBLE FOR BEST OF SHOW:

1700-Found and Finished

1910-Garments, 1920-Bags, Purses, Accessories

1800-3-Dimensional

2000-Miscellaneous

2100, 2200- All Challenges, including Sun, Moon & Stars

2300-Junior

ALL OTHER CATEGORIES ARE ELIGIBLE FOR BEST OF SHOW.

DEFINITIONS:

Small Bed Quilt: Lap to Full (under 80" wide and proportionate in length, i.e., at least 80" but may be longer)

Large Bed Quilt: Queen to King (over 80" wide and proportionate in length, i.e., at least 81" but may be longer)

Solo: Constructed, stitched, and quilted by ONLY ONE PERSON.

Duet: Constructed, stitched, and quilted by TWO PERSONS.

Group: Constructed, stitched, and quilted by THREE OR MORE PERSONS

Pieced: Pieced by hand or machine. No other techniques (no embellishments, no applique, etc.) allowed.

All Hand Done: Self-explanatory; only the binding stitched on by machine is allowed.

Applied Techniques: Any technique 'applied to the fabric'= Applique, painting, beading, crystals, etc., or any combination of these techniques with piecing is allowed.

Traditional: Pieces utilizing a traditional pieced/applique setting and/or pattern

Art: Original design pieces—no patterns or kits allowed.

Modern: May be pattern or kit. Must utilize 'modern' style in piecing and quilting design.

Wall Quilts: Designed to hang as art on a wall. These are quilted pieces that are NOT SUITED for use on a bed, crib, or sofa. These will not be bed quilts of any size that were made to be displayed on a wall.

Wall Quilts will be required to include a **short** (25 word) artist's statement listing the name of the designer and all techniques/methods used. (This should not include where/why the fabric was purchased, please.) Statements may be read aloud for the consideration of the judge. Statement sizes may be adjusted as needed by committee.

1000- All Hand Made: must be made entirely by hand with no machine sewing/quilting other than sewing the binding to the front of the quilt. All sizes, techniques, makers allowed.

Small Bed Quilts: Used on a bed or crib; under 80" wide and proportional length.

1110- Small Solo, Pieced: One person made top and quilted it. Only piecing allowed, no applique or embellishments of any kind will be allowed.

1120- Small Solo, Applied Techniques: One person made top and quilted it. All applique, painting, embellishments, combination of techniques with piecing, etc. allowed, as well as entirely appliqued quilts, whole cloth quilts and those quilts without batting such as crazy quilts, wool quilts and cathedral windows.

1130- Small Duet, Pieced: Two persons worked on any part of making the quilt. Only piecing allowed, no applique or embellishments of any kind will be allowed.

1140- Small Duet, Applied Techniques: Two persons worked on any part of making the quilt. All applique, painting, embellishments, combination of techniques with piecing, etc. allowed, as well as entirely appliqued quilts, whole cloth quilts and those quilts without batting such as crazy quilts, wool quilts and cathedral windows.

Large Bed Quilts: Used on a bed; wider than 80" and proportional length.

1210- Large Solo, Pieced: One person made top and quilted it. Only piecing allowed, no applique or embellishments of any kind will be allowed.

1220- Large Solo, Applied Techniques: One person made top and quilted it. All applique, painting, embellishments, combination of techniques with piecing, etc. allowed, as well as entirely appliqued quilts, whole cloth quilts and those quilts without batting such as crazy quilts, wool quilts and cathedral windows.

1230- Large Duet, Pieced: Two persons worked on any part of making the quilt. Only piecing allowed, no applique or embellishments of any kind will be allowed.

1240- Large Duet, Applied Techniques: Two persons worked on any part of making the quilt. All applique, painting, embellishments, combination of techniques with piecing, etc. allowed, as well as entirely appliqued quilts, whole cloth quilts and those quilts without batting such as crazy quilts, wool quilts and cathedral windows.

1300- Group Bed Quilts: Quilts that have been made and/or quilted by MORE THAN TWO persons. All sizes, all techniques.

1400- Miniatures: Quilts will have all aspects of the quilt reduced in scale from a full sized quilt. Maximum size is 24" x 24". All techniques, all makers.

1500- Modern: Quilt must reflect some of the following characteristics: Asymmetry of design, improvisational piecing, bold colors, on-trend color combinations, and graphic prints, use of negative space, unconventional block structures, or reinterpreted traditional blocks. Quilting designs should reiterate modern theme. All sizes, techniques and makers allowed.

WALL Quilts- Categories may be tweaked to balance numbers of entries.

1610-Wall Small- Quilts will be under 35" wide.

A. Traditional: Traditional pieced/applique setting, patterns and kits allowed.

B. Art: Must be original design; no commercial patterns or kits allowed

1620-Wall Medium- Quilts will be more than 35" but less than 55" wide.

A. Traditional: Traditional pieced/applique setting, patterns and kits allowed.

B. Art: Must be original design; no commercial patterns or kits allowed.

1630- Wall Large- Quilts will be more than 55" wide.

A. Traditional: Traditional pieced/applique setting, patterns and kits allowed.

B. Art: Must be original design; no commercial patterns or kits allowed.

1700-Found and Finished: Quilts will include all sizes, all techniques. Quilts will have been started by another quilter (known or unknown) and finished by entrant(s).

1800-3-D: New category will include all three-dimensional projects to include such items as tuffets, dolls and more. Use your imagination. Must be able to be easily moved and displayed without issues. Need not be quilted, but may include quilted pieces. All techniques, all makers.

Wearables: Items do not need to be quilted. All techniques, all makers.

1910-Garments: Articles of clothing (vests, jackets, etc.) Pattern designer required on entry form

1920- Bags/Purses/Accessories

2000- Miscellaneous: Any entry that does not fit into any other category and items such as household items. Examples: table runners, placemats, etc. All techniques, all makers.

2100-MVQG 2018 Quilt Show Sun, Moon and Stars Challenge: All techniques. No size requirement. Traditional, modern, or art techniques can be employed. Quilt must tie into any one, two or three aspects of the theme.

2200-All Other Challenges: All challenge quilts **made in 2017 and 2018**. Any guild/ sit and sew group. Entrant must be member of MVQG at time of entry. All techniques, all makers, all sizes.

2300- Junior: Entrant must be under the age of 18 and be a child/grandchild of a member. Each entry will receive a participation ribbon. Non-judged category.

VOLUNTEER SIGN UP FOR QUILT SHOW HAS BEGUN!

Contact Nancy Boyer at 563-370-7310 and sign up to help set up, hang quilts, work stations for demos, food, trash to treasures, judging, ... You name it, there's a need for workers! The MVQG Great River Quilt Show is one of the best in the states of Iowa and Illinois because of the contributions of our members. Remember—working the show means free entry for both days!!! (Be sure to sign up your spouse or significant other as well for quality time! (Or pay back)!!!!!!!)