



MISSISSIPPI VALLEY QUILTERS GUILD

Established 1983

May 2026

P. O. Box 2636, Davenport, Iowa 52809-2636

MAY PROGRAM



Our guest speaker for our May 5th meeting is **Cynthia England**. Cynthia is an international fiber artist, pattern designer and author. She is known for the "Picture Piecing" technique she developed. One of her quilts, "Piece and Quiet" was distinguished as one of the Hundred Best Quilts of the

20th Century. She has received many awards for her work; including three Best of Show awards at the prestigious International Quilt Festival. **Her lecture on her "Picture Piecing" method will be the same for both the afternoon and the evening meetings.**

President's Message By Diana Engelbrecht

The weather has been nice, ornery, hot, cold.....just like spring should be. It has been exciting to see the flowerbeds sprout up so the spring flowers and trees can bloom. Love all the colors. Life after the death of winter is always refreshing.

I have been getting ready for Farm Fiber Fun. We have had fabrics and linens donated for anyone to use if they need something to dye or paint. The linens usually have been starched well. I couldn't tell if one piece was fabric or plastic (it was fabric). I try to wash the starch out of all of it so the dyes and paints will attach to the fibers. Another 3 loads and I will have that done unless I find another tub while sorting my garage. Looking forward to watching anyone who comes for workshops or who comes to play. It's like Christmas when they open their dyed item or find they can use the techniques taught in the workshops in the quilts or other things they are doing at home. Their smiles and eyes are big with excitement and joy! It's wonderful to see. Can't wait! So much beautiful art leaves the Quonset, it does my heart good. Come have fun with your fiber choice at the farm!

MAY CALENDAR

❖ Quilters Get Away

May 1..... 9am - 430pm

May 2..... 9am - 730pm

Butterworth Education Ctr 701 12th Ave, Moline

❖ Guild Meeting

May 5..... 1pm & 7pm

1st Congregational Church 2201 7th Ave, Moline

❖ Cynthia England "Picture Piecing" Workshop

May 6 - 7 930am - 400pm

Butterworth Education Ctr 701 12th Ave, Moline

❖ Quilts of Valor

May 6..... 9am - 2pm

Heritage Church 4801-44th St, Rock Island

❖ Board Meeting Teams Meeting

May 12..... 6pm - 830pm

❖ Fiber Arts

May 12..... 9am - 3pm

Eastern Ave Library 6000 Eastern, Davenport

❖ Scott County Sit & Sew

May 13..... 9am-3pm

Scott County Library 200 N. 6th, Eldridge

❖ Farm Fiber Fun

May 14 - 19..... 9am - 8pm

23510 130th Ave Eldridge, IA

❖ Charity Quilters

May 14..... 9am - 3pm

Deere Wiman Carriage House 909 - 11th Ave, Moline

❖ Quilt Queens Breakfast

May 14..... 9am

Village Inn, 53rd & Elmore ** All are welcome.

RSVP Judy Nelson, 563-271-7140

❖ Virtual Sit & Sew

May 18..... 1pm - 4pm

Karla Miley, 309-738-5227

❖ Cuddle (Doll) Quilts

May 19..... 9am - 2pm

Deere Wiman Carriage House 909 - 11th Ave, Moline

❖ Quilt Queens Sit & Sew

May 21, May 28..... 9am-3pm

Eastern Ave Library 6000 Eastern Davenport

❖ Mod Squad Quilters

May 21..... 6:30pm

St John Lutheran Church 4501 7th Ave Rock Island

❖ Pin Pals Sit & Sew

May 26 9am - 3pm

Butterworth Education Ctr 701 12th Ave, Moline

❖ Program Committee Mtg

May 27 9am - 1130am

Butterworth Home (Orchid Rm) 1105-8th St, Moline

❖ Fairmount Library Sit & Sew

May 29 9am - 3pm

Beginners Welcome! 3000 Fairmount, Davenport

❖ Quilt Show Meeting

May 31..... 1pm - 430pm

Deere Wiman Carriage House 909 - 11th Ave, Moline

PROGRAMS

MAY 5 LECTURE: Cynthia England “*Creating a Pictorial Quilt.*” Cynthia, well known for her pictorial quilts, will discuss her original “Picture Piecing” technique that she developed to achieve detailed quilt imagery and the process behind creating these detailed quilts. She will cover enlarging designs, fabric selection, and organizational methods. A question-and-answer session will follow. **The same lecture will be presented at both meetings.** Learn more about Cynthia on her website: <https://www.englishdesign.com/>



MAY 6 AND 7 CLASS: Cynthia England - “Picture Piecing,”

9:30am - 4:00pm, Butterworth Education Center, 701 12th Ave, Moline, IL 61265. This is a 2 day class taught by Cynthia England. On day one, participants choose from two small landscapes. (*Blue Heron or Life’s a Beach*) No tracing involved; templates are preprinted onto freezer paper. Fabric selection, organizational skills and construction methods will be addressed in class. **Sewing machines and irons**



required. On day 2, students may continue working on their day one project or bring in their own photo to create a plan for a pictorial quilt. Cost: \$126 (\$70 class fee payable to MVQG now, \$56 kit fee payable to Cynthia England on class day). Lunch provided both days for \$10/day. This class is full, but we are taking names for a wait list.

JUNE 2 LECTURE: Carl Hentsch will share his inspiration behind the quilts from his current book *New York Beauties & Flying Geese*. Learn more about his color inspiration as he shares the quilts from the book as well as others that have inspired his quilting journey.

1 pm meeting: “Amish-Inspired Quilts for Today”

7 pm meeting: “New York Beauties & Flying Geese”

JUNE 3, 4, AND 5: Carl Hentsch, 9:30am - 4:00pm, Carriage House, 817 11th Ave, Moline, IL 61265. All classes will be instructed by Carl Hentsch. **Classes are stand alone - take 1, 2, or 3.** Cost is \$35 per class, payable to MVQG now to reserve your spot. Lunch provided each day for \$10/day. **Find more information and a brief class description at the end of the newsletter (see pages 18-19) and on Carl’s website: www.3dogdesignco.com/workshops**

JUNE 3 New Barn Raising

JUNE 4 Seeing Spots

JUNE 5 Shattered Dresden

April Meeting Statistics

Afternoon Meeting

88 Members, 2 Guests
2 New Members

Evening Meeting

40 Members, 1 Guest
0 New Members

Total Members: 241

APRIL NAME TAG WINNERS

Afternoon: Sylvia Banes, Dianne Bliss, Debbie Engel, Diana Engelbrecht, Vicki Foster, Kathy Lage, Cindy Meier, Mary Newcomb, Melody Sawvell,
Evening: Amy Kuhel, Lisa McVey, Dawn Thompson, Tanya Toulou

**APRIL DOOHICKEY
Drawing Winner:**
Linda Lindy

Send newsletter articles to:

newsletter@mvqg.org

**June's Newsletter deadline is
May 15, 2026**

MAY DOOHICKEY

- Missouri Star Quilt Co Umbrella
 - *Just Two Charm Pack Quilts* book by Cheryl Brinkley
 - 3 Lighthearted Charm Packs by Camille Roskelly
 - 1 Moda Solid
- Lona charm pack
 - 12" pressing bar with clapper
 - Ledgehog Extendable Bendable Microfiber Duster

Tickets are
\$1.00 each



EVENTS AND COMMITTEE REPORTS

NOMINATING COMMITTEE

Thank you for your votes—it was a close one. The Nominating Committee is led by Chair Judy Nelson, with Carol Burrus and Dawn Thompson serving as committee members. If you receive a call from them regarding a board position, please consider saying yes. They will share the responsibilities for each role so you understand the expectations. When they reach out, they have already thoughtfully considered both the position and who would be a good fit.

ELDRIDGE LIBRARY EXHIBIT 2026

Come see the exhibit at the Scott County Library
200 N. 6th Ave, Eldridge, IA. It may be small, but it is always mighty!
It will be there from May 1, 2026 - August 30, 2026.

Diana Engelbrecht 563-370-4239



FARM FIBER FUN

May 14-May 19, 2026



The workshops being offered this year are:

Sun/Light Printing with Turmeric, Felting Soap, Mandala Dot Painting, Rust Dyeing, Shell Jewelry, Paper Making, Pop Up Surprise Box/ Cards, Barn Quilts, Indigo, InkTense, Dyed Mandala, Silk Floral Arrangement, Paint Go Round.



The kids workshops include:

Sun/Light Printing with Turmeric, Painted Banners, Decorate Zipper Bags, Felted Soap, Sewn Tissue Holder.



Home Schoolers will be on May 13th.

The full schedule with descriptions will be posted on the Members page at MVQG.org.

Information for non-members is listed on the **MVQG Blog**; please refer non-members to this site. Non-members can request more details by emailing: mvqq@mvqq.org with FFF in subject line.

Diana Engelbrecht 563-370-4239

SKILL-BUILDER WORKSHOP



Skill-Builder Workshops are a wonderful opportunity to learn a technique from one of our own MVQG members.

Paper Piecing Beginner Part II & Intermediate.

Mary Newcomb

Saturday July 18th

Deere-Wyman Carriage House, 817-11th Ave, Moline
Doors open 9:00am, Class 9:30am - 3pm.



Denise Greer, Skill-builder Workshop Committee Chair,
skillbuilders@mvqq.org

2026 UFO Challenge



This quarter's project is #3 on your list. There is still time to join! Forms are on page 15 of the newsletter. Don't forget to make a copy for yourself before turning in your form. **Remember:** Photo proof of completion must be emailed to Kathee Secor kathee@frontiernet.net by **Sunday July 5, 2026 (before the July meeting)**. Good luck!

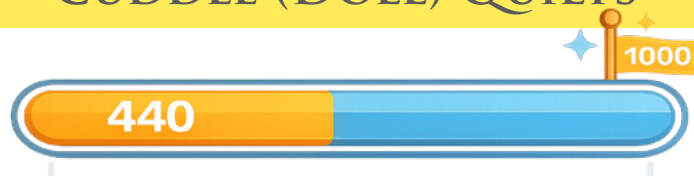
Kathee Secor and Mary Kay Hymes, UFO Challenge Coordinators

FIBER ARTS

The Fiber Arts group will meet Tuesday, May 12, 2026 at the Davenport Public Library Eastern Avenue Branch. Everyone is welcome. Inspire and Create is scheduled from 9am-3pm, where you can work on anything of your own that you choose to do. The morning workshop, 9:30am-11:30am, will be making hanging Prosperity Hens with Linda Klyman. This is suitable for all levels. The meeting will begin at 1pm. Everyone is reminded to wear their name tag in order to enter the name tag drawing prize. There will be a show and tell of finished projects by members of the group. Further questions, contact Colleen Curry by phone or email.

Colleen Curry, cocu@csteldridge.com 563-285-1305 (land line)

CUDDLE (DOLL) QUILTS



Come join us this month at the Deere Wiman Carriage House on the 3rd Tues, May 19, 2026: 9:00am - 2:00pm. We are looking for help with batting, if anyone has leftover batting from quilts, we could use it. It would be so great to have some help creating cuddle quilts. Come with some ideas for designs, or if you have some in the works, come and sew a while. I'll bring cutting mats, cutters, and iron. I know you always tell me you prefer to sew at home, and I totally understand, so just come and play with fabric for a few hours. Help reach our 1000 goal in 2026!

Debbie Schladt, CQ Chair 309-786-4387; Margaret Paulos, Co-Chair 563-323-5745

2026 QUILT GUILD CHALLENGE



The 2026 Quilt Guild Challenge Theme is **"SPIRIT"**.

The Challenge begins in January and quilts will be displayed and voted on by the guild members at the September Guild meeting. Prizes will be awarded at the end of the meeting. These quilts may be entered in the 2026 Quilt Show.

Quilts may be any size **up to 36 INCHES LENGTH AND/OR WIDTH**

ANY TECHNIQUE may be used

COST IS \$1 PER QUILT, Sign up in the L or contact JO NOON, Challenge Chair.

NOTE:

SPIRIT is defined as the soul of a person, divine influence "Holy Spirit," Supernatural Being "Ghost," Feelings or Mood "Good Spirits," Vigor and Courage "Pride in Nation or Country," Sense of Membership "Team Spirit," National Spirit "Our Nation's 250th Anniversary in 2026," Hard Liquor
Jo Noon, Challenge Chair



QUILTS OF VALOR

Well, spring is up everywhere. My rhubarb is almost ready to pick! YUM
The award ceremony is set for May 17th at the Davenport Masonic Center,
511 Veterans Memorial Pkwy at 1:00.

We sent out 69 invitations. The responses are coming in.

We will need cookies again if you are interested in helping that way.

Many hands make light work. We will be setting up on
Saturday the 16th if you want to help that way.

I truly appreciate all of you for all you do for our veterans.

I can't do this alone.

humbly grateful

Terry Austin, QC QOV 309-912-1063

Historical Interest

Has anyone noticed that these articles are a brief history of quilts in the US? Well, we are up to the 1860s and the Civil War. The textbooks would be *Civil War Quilts* by Pam Weeks and Don Beld, and *Homefront and Battlefield: Quilts & Context in the Civil War* by Madelyn Shaw and Lynn Zacek Basset. The country was not ready for war. The North had factories; the South, not so much. It was up to the States to take care of their soldiers. The Sanitary Commission, which was run by women, handled the logistics. (When men were in charge the money was used for salaries.. any comparisons to today?)

Annie Wittenmyer, a widow from Burlington, took charge in Iowa. She gathered supplies of food, medicine, and quilts, delivering them to hospitals. Annie visited the men and often wrote letters for the soldiers. They most often asked her to take care of their children. She did! She placed the children in the empty barracks at the army complex on Eastern. Annie *then* went to the Iowa legislature requesting the use of the facilities. No legislator was going to turn out children at Christmas!



Historians often define the Civil War era as spanning roughly 1850 to 1880. The Civil War itself lasted from April 1861 to April 1865, with Reconstruction continuing into the late 1870s.

The dramatic growth of the British textile industry in the early 19th century increased demand for cotton, which became a leading U.S. export. Domestic cloth production grew rapidly from 13.5 million yards in 1846 to 97 million yards by 1856. In 1854 alone, American merchants imported an additional \$17 million worth of printed and dyed cotton. The selection must have been almost overwhelming!

If you attended the Iowa/Illinois Quilt Study Group, you may have seen the recently discovered Sanitary Commission Quilt. Only 17 of these quilts are known to exist.

Catherine Litwinow, Historian

Quilts 4 U
Longarm Quilting & Custom-made
T-shirt & Memory Quilts
 Kathy Felten
 (563) 661-9158
 Delmar, Iowa
 kfyorkies@gmail.com

**Quilt
Stitching**
 — by Shelly —
 Professional
 Computerized
 Longarmer
 quiltstitchingbyselly.com qbsstudio.com
 shelly@quiltstitching.com 563-503-5553



Beginners Welcome!

Are you a Beginner or just needing some help figuring out a project? This is for those who need help or just want someone around to guide if needed.

Come to the Fairmount Library Sit and Sew, 3000 N. Fairmount St, Davenport.

Donna Lanman and Diana Engelbrecht will be there to help you. If we do not have an answer, we will find someone who does. We have kits you can use to learn if you don't want to cut into something special you are planning to make.

Diana Engelbrecht, 563-370-4239
 dipraisinhim@aol.com,

2026 GREAT RIVER QUILT SHOW NEWS

Quilt Show Guidelines/Rules and Categories

The Guidelines/Rules for entry into the 2026 Great River Quilt Show are included, followed by the show Categories. Please review them on pages 12–14.

Please read BOTH.

We will answer questions at the monthly meetings or you can text/call Diana at (563) 370-4239.

Quilt Show Raffle Baskets

Do you know someone who owns a business in the QCA? (Your brother, friend, neighbor, dentist, your brother's neighbor, your neighbor's friend... you get the idea.) If you feel comfortable asking whether their company might consider contributing to our raffle baskets (or even sponsoring one) that would be wonderful. If they are interested, please have them contact me at:

rafflebasketchair@mvqg.org.

Here's a quick version of my "speech": *My name is... (You could probably omit this!) I belong to MVQG. We are preparing for our 2026 Quilt Show. I'm helping with the raffle basket project. We are asking local businesses to consider contributing items for a basket, a complete basket, or a monetary donation to help build a basket.*

It only takes a minute or less, easy-peasy! Forms at the end of the newsletter and at the meeting.

Karen Mach, Quilt Show Raffle Basket Committee Chair 563-343-0470



2026 Quilt Show Dates

Hello Quilters!!

Have you marked the following dates on your calendar?

Very important dates this year for the Mississippi Valley Quilters Guild are **October 13, 14, 15, 16 and 17**. Those are the dates of the 2026 MVQG Great River Quilt Show and Quilt Show Set-Up. Please mark these dates on your calendars now so you can plan your schedule to volunteer on these dates. Many hands will be needed to help make this show a success. We will need your hands and the hands of your significant other and maybe even your kids, your neighbors, your friends and your 2nd cousin twice removed too.

**October 13, 14 and 15 are set-up, quilt intake and quilt hanging days.
The show is open to the public October 16th and 17th.**


For those new to the MVQG, we hold our quilt show every 2 years. It is the guild's major fundraising event. Funds earned thru the show help support the guild's many activities and allow us to bring national teachers/lecturers to the QCA. It is also an opportunity to showcase to the public the many talents of our members (yes, you are talented) and educates us thru the optional judging process.

There will be many opportunities to help before and during the show. Job descriptions will be highlighted in upcoming newsletter articles.

Dorine Donaubauer, Quilt Show Volunteer Chair, (309) 428-0840



*Check out the MVQG
Etsy shop!
T-Shirts Zip Hoodies
Water bottles Travel Mugs
www.etsy.com/shop/MVQuiltersGuild*



Quilt Show Appraisals

What is a quilt appraisal? A quilt appraisal is a formal written document from a certified professional (such as from the AQS or PAAQT), that assigns a monetary value to a quilt based on its technique, age, and condition. Appraisals are essential for insurance (to cover loss/damage), fair market value (to sell), or for donation purposes (for IRS deductions).

Appraisers analyze the fabric, construction, pattern, age, and overall condition of the quilt. They appraise quilts of all ages – from antique to newly created. Certified appraisers are experts in quilt history and market trends, ensuring an accurate and reliable valuation.

Why get an appraisal?

- ***Insurance:*** Ensures your quilt is covered by insurance, providing a firm monetary value in case of loss or damage. Your insurance company may require a separate rider for coverage.
- ***Historical Documentation:*** Provides a documented history of the quilt's origin, maker, and age.
- ***Validation:*** Professional acknowledgment of the artistic, creative, and time investment (provenance).

The MVQG's Great River Quilt Show is offering quilt appraisals by Chris Moline, a Certified AQS Quilt Appraiser, by appointment during our show in October. Cost is \$60 per item. We will start taking appointments in July. Appointments are open to both MVQG members and the general public.

If you have any questions, please contact Dorine.

Dorine Donaubaer, Quilt Show Appraisals Chair, (309) 428-0840



2026 Quilt Show Challenge

Emphasis on the Curves

“If you can sew a straight line, you can quilt”—but this year, we’re going beyond straight lines! The 2026 Quilt Show Challenge invites you to explore the beauty of curves through piecing, appliqué, quilting motifs, or even optical illusions.

Challenge quilts may be no larger than 30” x 30”

We can't wait to see your take on
Emphasis on the Curves.

Peggy Fierst, 2026 Quilt Show Chair



Raffle Ticket Seller Rewards

Guild members have an added incentive for raffle ticket sales this year:

\$100 – Most tickets sold by an individual member

\$75 – Second-most tickets sold

\$25 – Member who sells the winning ticket

Need more raffle tickets? See Michelle Bailey. Every ticket sold supports the success of our quilt show—thank you for helping spread the word!

Peggy Fierst, Quilt Show Chair

Michelle Bailey, Webmaster

2026 Raffle Quilt Details

Carousel Medallion

Size: 76”x76”

Pieced by: Shelly Moore, Cheryl Peck, Susan Nixon, Julia Warner, Alex Wilson

Quilted by: Shelly Moore of Quilt
Stitching by Shelly

Pattern by Jessica Plunkett of Maeberry Square

Bonus: Two Pillows included!

Tickets \$1 each or 6 for \$5



Volunteer Spotlight



Peggy Fierst

Meet **Peggy Fierst**, our 2026 Quilt Show Chair

Peggy first discovered quilting at the age of 16. During her time working in a fabric store, she had the opportunity to create samples (one being a quilt) that were displayed for 6-8 weeks. She could then take them home.

Being self-taught, Peggy tackled her first quilt using a Simplicity pattern, creating a twin-sized quilt for her mother. She recalls the real challenge being the “pillowcase” method directions and keeping the batting in place during quilting.

Peggy gravitates toward traditional quilting but finds herself drawn to patterns that she becomes enamored with, especially detailed, challenging blocks. She recently took a 5-day David Taylor class and is loving the direction it is taking her.

Peggy became a MVQG member in the summer of 2018, shortly after relocating from Germany. She has been the Quilt Show Signs Chair and served as Quilt Show Chair for the 2024 & 2026 shows. She has been Historian and Member-at-Large.

Peggy was born in Canoga Park, California, grew up in Minnesota and later spent 16 years living in the Netherlands and Germany through her military service. She has worked in a lumber mill, as a machinist, a welder, and an industrial seamstress for a Yakima sporting goods company. Her military career alone spans over 34 1/2 years, including active duty, National Guard, and Army Reserve service. Today, she continues her work at the Arsenal with the Army Sustainment Command.

Peggy has been married to her second husband for 23 years (together 33 years). She has two daughters from her first marriage and a grandson living in California and Minnesota. At home, she’s also kept company by three white German Shepherds—a mother and her two sons.

Peggy enjoys reading and holds a license as an amateur radio operator. She also speaks Dutch. During the Los Angeles riots, she led a contingent of soldiers in a live security mission assisting the Secret Service in protecting President George H.W. Bush.

Meet **Carol Downey**, our Charity Chair

Carol first picked up quilting in 2003, describing her efforts as “dabbling poorly,” making various blocks from a book. Her second attempt was a log cabin quilt with star cornerstones. She didn’t yet understand the importance of light and dark fabric placement for the design.



Carol Downey

She enjoys traditional quilting and is drawn to Kaffe Fassett fabrics. Carol is mostly self-taught. Her sewing started in junior high, making garments alongside her mother and sister. By 2005, she was creating baby quilts, designing patterns herself based on pictures she found. She has since taken guild classes and instruction from Char Thode at Quilting by You, where she learned the basics, piecing and quilting techniques.

Carol became a member of MVQG around 2019. She has been active on the charity committee, now serving as Chair, sewn cuddle quilts, and served as secretary for two years.

Born and raised in Bethlehem, Pennsylvania, Carol has lived in Naperville, Illinois, and New Jersey, before settling in the Quad Cities area in 2002. She attended the University of Georgia and later earned an MBA in marketing from the University of Chicago. Her career included working in chemical industry marketing and at MidAmerican Energy in energy efficiency and IT. Her retirement job was working for four years with River Action.

Family members include siblings, nieces and nephews in the eastern states.

When not quilting or an occasional crochet item, paddling a canoe is her thing. Carol began canoeing in 1997 and has paddled the Mississippi River—from St. Croix, Minnesota, to St. Louis, Missouri, with only a small section left uncovered. She has also explored many tributaries feeding into the Mississippi.

Carol was a competitive swimmer in high school and college, earning a Division I scholarship. An annual award for the most improved women’s swimmer now bears her name at University of Georgia. She continues to stay in touch with her former teammates and coach.

Carol also has a passion for travel. At the time of this interview, she was preparing for a trip to Australia, New Zealand and Fuji.

Guidelines for the 2026 Great River Quilt Show

1. You must be a member of the Mississippi Valley Quilters Guild for the year your entry is due (September 1, 2025-August 31, 2026) and the year the show is in (September 1, 2026-August 31, 2027). If you were a member of the guild the prior year (2024-2025), a full membership fee of \$35 will be due no matter in which month you are renewing your membership.
2. Item must be entered by August 25, 2026, 11:59pm.
3. Category sizes may be adjusted by the entry/judging room committees as needed for bed, wall, and art categories to balance numbers for judging.
4. Entries must **not** have been shown in a previous MVQG quilt show.
5. In the bed quilt categories: Proportionate=square or longer than it is wide.
6. Collaborative categories include 2 or more makers. **You must always include the quilter in your thought processes when entering.**
7. To be judged, your entry must have 3 layers (top, batting, and back) quilted together. The exception to that rule is the miscellaneous category where quilts without batting such as crazy quilts, wool quilts, and cathedral windows may be entered.
8. To be judged, the back must be visible. DO NOT cover the back of your work. The judges need to see the BACK as well as the front of your work.
9. A 4-inch sleeve must be attached to the top of the back of the quilt. If your quilt is longer than 90 inches, measure 90 inches up from the bottom and attach the sleeve at that level. Instructions for the sleeve can be found on our website at mvqg.org/great-river-quilt-show
10. Labels Required: Title of quilt and maker's name and anything else you want to include. Best placement is on **the back bottom left corner**.
11. Items should be clean and odor free.
12. For copyright purposes, please identify designer and pattern or recognize the source of inspiration where requested on the entry form.

CATEGORIES/ITEMS NOT ELIGIBLE FOR BEST OF SHOW:

- 1700-Found and Finished
- 1900-Wearables: Garments, Bags, Purses, Accessories
- 2000-Miscellaneous
- 2100 Show Challenge
- 2300-Junior (Non-judged)

ALL OTHER CATEGORIES ARE ELIGIBLE FOR BEST OF SHOW.

DEFINITIONS:

- **All Hand Done:** Piecing and quilting must be done by hand. Backing may be machine pieced. Binding may be attached by machine but must be finished by hand.
- **Small Bed Quilt:** Crib to Full (up to 69" wide and proportionate in length)
- **Large Bed Quilt:** Queen to King (over 70" wide and proportionate in length)
- **Solo:** Constructed, stitched, and quilted by ONE MAKER ONLY
- **Collaborative:** Constructed, stitched, and quilted by 2 or more makers (piecers and/or quilters). 2 ribbons awarded per placing.
- **Pieced:** Pieced by hand or machine. No other techniques allowed (no embellishments, no appliqué, etc.).

- **Applied Techniques:** Any technique ‘applied to the fabric.’ Appliqué, painting, beading, crystals, etc., or any combination of these techniques is allowed in addition to piecing.
- **Computer Guided Piecing, Embroidery and/or Appliqué:** Any item a computerized embroidery type machine is used. This class is for all items such as bed quilts, wall quilts, tree skirts, bags, etc.
- **Art:** Original designs only—no patterns or kits allowed. Quilts will be required to include a **short** (50 word) artist’s statement listing all techniques/methods used. (This should not include where/why the fabric was purchased.) Statements may be read aloud for the consideration of the judge. The category will be divided into sizes to balance the numbers to be judged.
- **Modern:** May be pattern or kit. Must utilize ‘modern’ style in piecing and quilting design.
- **Wall Quilts:** Designed to hang on a wall.

Categories for 2026 Great River Quilt Show

1100- All Hand Made: Must be made entirely by hand, with no machine sewing/quilting other than sewing the binding to the front of the quilt and piecing the back. All sizes, techniques, makers allowed.

Small Bed Quilts: Used on a bed or crib; up to (and including) 69” wide and proportional in length.

1110- Small Solo, Pieced: One person made top and quilted it. **Only** piecing is allowed, no appliqué or embellishments of any kind will be allowed.

1120- Small Solo, Applied Techniques: One person made top and quilted it. All appliqué, painting, embellishments, combination of techniques with piecing, as well as entirely appliquéd quilts and whole cloth quilts.

1130- Small Collaborative, Pieced: Two or more persons (piecers and/or quilters) worked on any part of making the quilt. **Only** piecing is allowed, no appliqué or embellishments of any kind will be allowed. 2 ribbons will be awarded per placing.

1140- Small Collaborative, Applied Techniques: Two or more persons (piecers and/or quilters) worked on any part of making the quilt. All appliqué, painting, embellishments, combination of techniques with piecing, as well as entirely appliquéd quilts and whole cloth quilts. 2 ribbons will be awarded per placing.

Large Bed Quilts: Used on a bed; wider than 70” and proportional in length.

1210- Large Solo, Pieced: One person made top and quilted it. **Only** piecing is allowed, no appliqué or embellishments of any kind will be allowed.

1220- Large Solo, Applied Techniques: One person made top and quilted it. All appliqué, painting, embellishments, combination of techniques with piecing, etc. as well as entirely appliquéd quilts and whole cloth quilts.

1230- Large Collaborative, Pieced: Two or more persons (piecers and/or quilters) worked on any part of making the quilt. **Only** piecing is allowed, no appliqué or embellishments of any kind will be allowed. 2 ribbons will be awarded per placing.

1240- Large Collaborative, Applied Techniques: Two or more persons (piecers and/or quilters) worked on any part of making the quilt. All appliqué, painting, embellishments, combination of techniques with piecing, as well as entirely appliquéd quilts and whole cloth quilts. 2 ribbons will be awarded per placing.

1300- Computer Guided Piecing, Embroidery and/or Appliqué: Any item a computerized embroidery type machine is used. The computer guided piecing, embroidery and/or appliqué is the predominant design element (50% or more). This class is for all items such as bed quilts, wall quilts, tree skirts, bags, etc.

1400- Miniature: Miniature quilts should look like a full-size quilt or wall hanging that is reduced in scale. The maximum size is 24" x 24". All techniques, all makers.

1500- Modern: Quilt should have a clean, modern design and a strong visual impact. Modern quilts often use asymmetry, improvisational piecing, minimalism, negative space, a reinterpretation of traditional blocks or the lack of a visible block structure. They are machine or hand quilted in a way that is complementary to the design.

WALL Quilts - Categories may be tweaked to balance numbers of entries.

1610 - Wall Small, Pieced: - Quilts will be under 35" wide. Patterns and kits allowed. **Only** piecing is allowed, no appliqué or embellishments of any kind will be allowed.

1620 – Wall Small, Applied Techniques - Quilts will be under 35" wide. Patterns and kits allowed. All appliqué, painting, embellishments, combination of techniques with piecing, etc. allowed, as well as entirely appliquéd quilts and whole cloth quilts.

1630 - Wall Medium, Pieced: - Quilts will be between 35" and 55" in width. Patterns and kits allowed. **Only** piecing is allowed, no appliqué or embellishments of any kind will be allowed.

1640 – Wall Medium, Applied Techniques - Quilts will be between 35" and 55" in width. Patterns and kits allowed. All appliqué, painting, embellishments, combination of techniques with piecing, etc. allowed, as well as entirely appliquéd quilts and whole cloth quilts.

1650 - Wall Large, Pieced: - Quilts will be over 55" in width. Patterns and kits allowed. **Only** piecing is allowed, no appliqué or embellishments of any kind will be allowed.

1660 - Wall Large, Applied Techniques - Quilts will be over 55" in width. Patterns and kits allowed. All appliqué, painting, embellishments, combination of techniques with piecing, etc. allowed, as well as entirely appliquéd quilts and whole cloth quilts.

1700-Found and Finished: Quilts will include all sizes, all techniques. Quilts must have been started by another quilter (known or unknown) and finished by entrant(s)

1800-Art: Any size. MUST be completely original design. **Absolutely no patterns or kits allowed.** Cannot be inspired by an existing pattern. Categories will be determined by the number of entries.

1900 - Wearables: Garments, Bags, Purses, Accessories Items do not need to be quilted. All techniques, all makers allowed. Pattern designer required on entry form.

2000- Miscellaneous: Any entry that does not fit into any other category and items such as 3-D or household items. Examples: table runners, place mats, and those quilts without batting (only 2 layers) such as crazy quilts and cathedral windows. All techniques, all makers allowed. Do not enter a quilt that fits into the bed or wall quilt categories.

2100-MVQG Quilt Show 2026 Challenge, Emphasis on the Curves: Maximum size is 30 x 30 inches. Traditional, modern, or art techniques can be employed. Show us your curves! Anything from Storm at Sea, Drunkards Path, improv, or something that looks curvy to you.

2300- Junior: Entrant must be under the age of 18 and be a child/grandchild of a member. Each entry will receive a participation ribbon. **(Non-judged category)**

2400- For the Joy of Sharing (Non-judged): For items which simply want to be seen and not judged!

MVQG 2026 UFO Challenge

1. List 4 UFO's. We are keeping the option to add 2 additional projects (A & B). These can be substituted for your project. Fill in the form with a brief description of the current status of the UFO and what your goal is for the project, ie., whatever YOU want to achieve for each project. **Be sure to make a copy for yourself!!!**
2. Mail* your completed form and \$5 fee to Mary Kay Hymes or turn this in at any Guild meeting.
*See membership book for address.
3. The numbers will be drawn at the January, April, July and October Meetings.
4. Photo proof of completion must be **EMAILED to Kathee Secor**, (kathee@frontiernet.net) by or on **the Sunday Before** the April and July, 2026 Meetings. October 2026 and January 2027 should be sent to Mary Kay Hymes (mkhymes@gmail.com). Mark your calendar. **PLEASE USE THE FOLLOWING AS THE SUBJECT: UFO CHALLENGE # ___**. Also, notify us if you substituted either A or B for the drawn number. This enables us to quickly find your project if you have any questions. Please bring your UFO to the guild meeting for Show and Tell on the month it is due.

1. _____

2. _____

3. _____

4. _____

A. _____

B. _____

Signature: _____ Date: _____

Email: _____ Phone: _____



Mississippi Valley Quilters Guild

Great River Quilt Show October 16th & 17th, 2026

The Mississippi Valley Quilters guild is preparing for the 2026 Great River Quilt Show. **As a 501(c)(3) non-profit organization**, the quilt show is our primary source of revenue for the guild activities and the many charitable organizations we support. Raffle baskets and sponsorship are a major part of these fund raising efforts.

We are asking your business to support the guild by donating goods or funds to build raffle baskets or to support the guild through a sponsorship of \$250.00, \$500.00, or \$750.00.

Raffle baskets typically have a theme reflecting a variety of interests. Some of these themes have included automotive, gardening, children, nature, holidays, get-aways, pets, and of course quilt related themes. They include quality goods, gift certificates, classes, services etc.

In 2024 the guild hung close to 500 quilting exhibits and welcomed over 1500 visitors to the Great River Quilt show held at the Mississippi Valley Fairgrounds in Davenport, IA.

Charitable organizations the MVQG has supported include: Head Start of Scott Co, IA and Rock Island Co, IL — Quilts of Valor — Habitat for Humanity — De La Cerda — Beacon of Hope — In Touch Adult Daycare — Birthright Pregnancy Resources — Empowering Abilities __ and centers for both domestic and substance abuse.

MVQG is committed to the education and encouragement of its members and the community (both young and old) in the art of quilting and other fiber arts.

All of this is accomplished by the countless volunteer hours of our members and the generous contributions from the Quad City community and beyond.

All raffle basket donors will be acknowledged on the basket, on our website, and in our newsletter. **Details regarding sponsorship are included on the next page.**

We appreciate your consideration of our request for raffle basket contributions or sponsorship. We request that sponsorship forms and raffle basket donations be received or arrange pick up by July 15th, 2026

Please reach out to the contacts below with any questions or to arrange a pick up time for local donations.

Thank you,

Karen Mach
MVQG Quilt Show Raffle basket co-chairperson
rafflebasketchair@mvqg.org
563—343-0470

Peggy Fierst
MVQG Quilt Show Chairperson
quiltshowchair@mvqg.org
507-513-3936



SPONSORSHIP DETAILS AND RESPONSE FORM

There are 3 levels of sponsorship

O Blue Ribbon-Mariners Compass – \$750.00

Your business name/logo will be displayed at the main entrance of the show and on the quilt show floor with the Blue Ribbon winners.

Sponsorship announcements during the show

12 months of advertising/acknowledgment on the MVQG website and in the Guild newsletter beginning August, 2026

4 Quilt Show entry tickets

O Red Ribbon-Double Wedding Ring – \$500.00

Your business name/logo will be displayed at the main entrance of the show and on the quilt show floor with the Red Ribbon winners.

Sponsorship announcements during the show

9 months of advertising/acknowledgment on the MVQG website and in the Guild newsletter beginning August, 2026

2 Quilt Show entry tickets

O Gold Ribbon-Flying Geese – \$250.00

Your business name/logo will be displayed at the main entrance of the show and on the quilt show floor with the Gold Ribbon winners.

Sponsorship announcements during the show

6 months of advertising/acknowledgment on the MVQG website and in the Guild newsletter beginning August, 2026

2 Quilt Show entry tickets

Please indicate your level of sponsorship, fill out the information below, and return this page along with a check made out to MVQG to the address below. Send a digital copy of your logo, and a digital copy of your business card (or a business card sized add) to be used as advertisement at the show and on our website to one of the email addresses below.

Business Name _____

Address _____

Contact Name _____

Contact Phone Number _____

Contact email _____

Mississippi Valley Quilters Guild
PO Box 2636
Davenport, IA

rafflebasketchair@mvqg.org

quiltshowchair@mvqg.org

A New Barn Raising Class by Carl Hentsch (Offered June 3, 2026)

Finished Size: 68" x 68"

Skill Level: Advanced Beginner to Intermediate

Bold color, dynamic movement, and classic log cabin construction come together in A New Barn Raising. This striking quilt re-imagines the traditional Barn Raising layout using diamonds, setting triangles, and elongated log cabin strips to create a dramatic, star-like center surrounded by vibrant secondary designs.

In this class, students will learn how to construct both square and diamond log cabin blocks, work with 45-degree angles, and confidently manage Y-seams in an approachable, step-by-step process. Careful color placement and value contrast are key to achieving the quilt's layered, dimensional look, and guidance will be provided throughout the class to help students make strong fabric choices.

Techniques covered include precision strip piecing, trimming oversized units for accuracy, assembling diamond log cabins, and piecing setting triangles. While the quilt has a complex appearance, it is built with repeatable steps that make the process manageable and rewarding.

This class is perfect for quilters who are ready to stretch their skills and explore a modern interpretation of a traditional block—resulting in a show-stopping quilt full of movement, depth, and color.



Students should be comfortable with:

- Accurate cutting and piecing
- Working with bias edges
- Using a rotary cutter and ruler

Pattern Required: "A New Barn Raising" found in *Amish Inspired Quilts for Today's Home* by Carl Hentsch



Seeing Spots Quilt Class (Offered June 4, 2026)

Play with color, contrast, and curves in the Seeing Spots quilt class. This lively design celebrates polka dots and bold prints, combining foundation paper piecing with curved piecing to create dynamic circular blocks full of movement and energy. Thoughtful fabric placement allows the colors to flow smoothly around each block, giving the quilt its striking visual impact.

In class, students will learn how to organize a large fabric palette, piece foundation-based block sections accurately, and work confidently with curves. Instruction will cover block construction, center circle appliqué, and strategies for assembling the quilt top with precision and ease. Coordinating pillow options are included in the pattern for students who want to extend their learning.

This class is best suited for quilters who are comfortable with basic piecing and are ready to expand their skills while working with bold fabrics and modern design.

Finished quilt size: 44 1/2" x 58 1/2"

Skill level: Confident beginner to intermediate

Finished block size: 10" x 10"

Techniques taught: Foundation paper piecing, curved piecing, appliqué, color placement

Pattern required: "Seeing Spots" in the book *New York Beauties & Flying Geese* by Carl Hentsch

Shattered Dresden Quilt Class (Offered June 5, 2026)

Take a fresh, modern approach to the classic Dresden Plate in this striking Shattered Dresden quilt class. This design transforms the traditional circular block into bold, angular sections that create stunning movement and visual impact. Using foundation paper piecing, students will learn how to confidently work with odd angles, achieve crisp points, and assemble complex-looking blocks with precision.



In class, we'll focus on understanding the pattern layout, organizing fabrics for success, and mastering paper piecing techniques. Students will construct individual block sections and learn how they come together into the finished quilt top, with guidance on centers, sashing, and overall assembly. A coordinating pillow option is also included in the pattern.

This class is perfect for adventurous beginners with basic sewing knowledge as well as experienced quilters looking to sharpen their paper piecing skills. Fabric selection tips for creating dramatic color flow—whether rainbow-bright or beautifully controlled—will be shared throughout the class.

Finished quilt size: 68" x 68"

Skill level: Confident beginner to intermediate

Techniques taught: Foundation paper piecing, precision piecing, block assembly

Pattern required: "Shattered Dresden" by 3 Dog Design Company

RULERS FOR RENT:

Rulers and patterns will be available for use at Get Away, meetings, Pin Pals, and Quilt Queens. Please contact Lois Kundel 563-370-0086 if you have any questions or wish to rent a particular ruler. There is no charge to use the rulers at sit & sews. If you wish to use a ruler/pattern at home, you will need to pay a \$15 deposit. Your deposit will be returned to you when the ruler/pattern is returned to the Ruler Librarian Lois Kundel.

Deb Tucker Studio 180

Square Squared

Includes Technique Sheet for Stacked Squares and Design Sheet for Large Square Squared 4" finished units Square 2 Trim Down Ruler

Wing Clipper I Trim Down Ruler for Flying Geese Units

Includes Technique Sheet for Pickets & Quickets and Design Sheet for Wing Clipper I 2x4" Finished Units

Tucker Trimmer

Includes Technique Sheet for Shaded Four Patch and Design Sheet for Tucker Trimmer 4" Finished Units

"V" Block Trimmer

Includes Technique Sheet for Sidekick & High/Low and Design Sheet for V Block 4" Finished Units

Diamond Rects

Split Rects

Includes Design Sheet for Split Rects 2 x 4 finished units

Rapid Fire Lemoyne Star

Technique Sheet for Little Houses

Technique Sheet for Migrating Geese

Technique Sheet for Banded Lemoyne Stars

Technique Sheet for Blazing Lemoyne Stars

Technique Sheet for Fussy Cut Lemoynes

Technique Sheet for Lemoynes as Triangles

Technique Sheet for Liberty Lemoyne Stars

Technique Sheet for Strip Pieced Lemoyne Stars

Design Sheet Diamond Rects 2"x4" and 4"x8" Finished Units

Design Sheet for Rapid Fire Lemoyne Star Advanced I

Design Sheet for Rapid Fire Lemoyne Star Advanced II

Design Sheet Rapid Fire Lemoyne Star 4" Finished Units

Design Sheet for Square Squared 4" Finished Units

Marti Michell - Templates

2 1/2" Strippers (3 Pieces)

Drunkard's Path (2 Pieces)

Drunkard's Path (4 companion pieces for making 3", 3 1/2" and 4" units) #8960

Mini Dresden Plate (4 Pieces)

Multi-Size Kite Ruler

Not So Giant Dahlia (9 Pieces)

Stack N Whack Ruler 18 degree Fan (2 sets)

Storm at Sea Diamond Template Set (2 Pieces)

Tessellating Windmill

Winding Ways 6" Set 8052

Set A 3-inch square Basic Set

Set B

Set D 4-inch Square Basic Set (8 Pieces)

Set F Sunburst Block (5 Pieces) (2 sets)

Set H Large Hexagons Plus (3 Pieces) (2 sets)

Set K Schoolhouse

Set L 12" Seven-Patch Block Set

Set N Mini Geometrics (5 Pieces)

Set P Perfect Patchwork Templates (5 Pieces) (2 sets)

Marti Michell - Patterns

60 of One, Half a Dozen of Another

Apple Cores

Bali Breezes

Columbus Square

Fat Quarters Log Cabin

High Flyer Kites

Inner City Wallhanging

I Spy - One is Not Enough

Lazy Afternoon

Radiant Unfeathered Stars

Scrappy Bear's Path & More

Seven Sisters

Sunburst Quilts to Make

Twinkling Star

Winding Ways (2)

Zig Zag Geese

The Perfect Patchwork System Volume 1

The Perfect Patchwork System Volume 2

The Perfect Patchwork System Volume 6

90 Degree Double Strip Ruler (Creative Grids)

Easy Six Ruler

Easy Half Square Triangles Template (Sewing with Nancy)

Fantastic Fan

Flag Day Tumbler Template & Fruit Punch Quilt Pattern

Fun and Done Batting Buddy: Chit Chat, Easy Diamonds,

Fast Lane, & Woven Wonder patterns

Joseph's Coat Templates & Today's Quilter magazine

Log Cabin Hexagon Tool

Quilters Apothecary Mystical Designer

Quick Points Ruler 1 Inch

Quick Points Ruler 1 1/2 inch

QuickStar by Judy Martin

Quilters Strip Ticket Bias Tube Construction and Yardage Tables

Shortcut Binding Tool

Tri-Recs Tools set of 2 (Darlene Zimmerman)

Wheel of Mystery Pattern and templates

Zig Zag Ruler & Windy Day and Diamond Trip patterns

NOT FOR CHECK OUT - USE AT SIT AND SEWS ONLY

12 1/2" Square Sullivan's Edge

Omnigridd

2 1/2" Square

4" Square

6" Square (3)

6" x 24" (2)


1" x 12"

Half Square triangle

Omnigridd 3 1/2" Square

Artstick Expandable yardstick

6" Add an Eighth



COMMITTEE CHAIRS:

Charitable Projects	
Carol Downey	309-236-3886
Community Education	
Diana Engelbrecht	563-370-4239
Gail Ethier	858-776-1328
Cuddle (Doll) Quilts	
Deb Schladt	309-786-4387
Margaret Paulos	563-323-5745
Doohickey Drawing	
Afternoon:	
Mary Beth Hansen	563-381-2495
Evening:	
Linda Lindy	309-235-5355
FYI Board	
Afternoon:	
Julie Gray	309-781-1975
Evening:	
Maureen Conrad	563-940-5921
Garage Sale	
Claudia Duyvejonck	309-738-3745
Guild Challenge	
Jo Noon	563-271-0316
Hostess/Greeter	
Afternoon:	
Jo Noon	563-271-0316
Evening:	
Donna Lanman	563-343-3224
Habitat for Humanity	
René Robinson	309-738-3266
Historical Interest	
Catherine Litwinow	563-332-8588
Library	
Cindy Anderson	309-798-4473
Theresa Ralfs	563-370-3940
Paula Schumann	563-209-1451
National Quilt Day	
René Robinson	309-738-3266
Quilt Show Chair	
Peggy Fierst	507-513-3936
Retreat	
Pam King	309-737-9634
Mary Pement	309-797-6367
Skill Builder Workshops	
Denise Greer	309-269-0940
Show & Tell	
Lois Kundel	563-370-0086
Travel	
Cathy Bennett	563-340-4479
Guild Related Quilts of Valor	
Terry Austin	309-912-1063

NOTE - Committee Chairs: If you have a schedule change, inform VP - Deb Schladt prior to the next month newsletter.*Please do not contact facilities directly*

BOARD MEMBERS:

President, Diana Engelbrecht	563.370.4239
Vice President, Deb Schladt	309.781.9749
Secretary, Kathie Stockwell	309.737.9818
Treasurer, Cheryl Peck	319.269.6833
Program, Julia Warner	563.321.7572
Newsletter, Susan Nixon	816.830.4881
Historian, Sharon Milne	563.210.0027
Membership/Directory, DeLaine Lanman	563.343.3224
Member at Large, Dawn Thompson	563.349.1853
Member at Large, Kathee Secor	309.781.7886
Webmaster, Michelle Bailey	563.505.2519

The Mississippi Valley Quilters Guild is a non-profit organization open to anyone interested in quilts or quilting. Monthly meetings are 1 p.m. and 7 p.m. on the first Tuesday of each month at the First Congregational Church 2201 7th Ave, Moline, IL. Guests are welcome.

A \$5 fee is charged to guests at meetings with featured speakers.

\$35 yearly dues are renewable in September.

To change your address contact
DeLaine Lanman 563-343-3224.

Find us on line at: www.mvqg.org

www.facebook.com/mvqguild

MVQG Email: mvqg@mvqg.org

Newsletter submissions:

Contributions to the Newsletter are welcome. Articles and ads are due no later than the second Friday of each month and can be submitted to Susan Nixon at:

newsletter@mvqg.org

All contributions must be accompanied by the name and phone number of the author.

Advertising rates

Prepay 5 issues and get the 6th issue free

* Business card \$5.00 * 1/4 page \$12.50

* 1/3 page \$15.00 * 1/2 page \$25.00

OUR MISSION:

Organized in 1983 to educate and encourage members in the quilting arts; to encourage high standards in color, design, and construction of the quilted medium, and to stimulate interest in quilting in the community.

Upcoming Member Opportunities.

All are welcome!

Pin Pal Quilters

Diana Engelbrecht 563-285-4348i

This group meets on the fourth Tuesday of each month from 9am to 3pm at the Butterworth Education Center, 701 12th Avenue, Moline. We work on our own projects so you must bring everything you will need.

Any guild member is welcome. Bring your sewing machine or handwork. Beaders and others interested in embellishing with beads are welcome to come work on their projects during this time also. Large tables are available to baste and mark quilts.

Charity Quilts

Carol Downey 309-236-3886

Charity Quilts Day is held the second Thursday of the month, 9am to 3pm Deere-Wiman Carriage House, 817 11th Ave., Moline unless otherwise noted in the calendar.

Quilt Queens

Bev Hoy 563.391.8685

Judy Nelson 563-271-7140

This Sit-n-Sew group meets every third and fourth Thursday, 9am to 3pm, Eastern Avenue Library, 6000 Eastern Ave., Davenport.

Just bring your lunch and enjoy the day!

Join Quilt Queens for Breakfast on the second Thursday of each month. Meet at Village Inn, 53rd & Elmore, Davenport, IA. 9am. RSVP Contact Judy Nelson for your spot! Everyone is welcome.

Fairmount Library Sit-N-Sew

Diana Engelbrecht 563-370-4239

3000 N Fairmount Street, Davenport.

Please come and bring a friend.

On the third Friday of the month 9am to 3pm

Cuddle (Doll) Quilts

Deb Schladt 309-786-4387

& Margaret Paulos 563-323-5745

Doll quilts are small quilts made by members and given to Head Start and selected preschool programs. Come to the workday, 3rd Tuesday most months at the Deere Wiman Carriage House, 817 11th Ave., Moline, 9am to 2pm, to plan, cut and sew with donated fabric, about 24" square. Donations always welcome. Quilts are distributed by December guild meeting.

Quilt Get Away

Denise Greer 309-269-0940

If you have projects to finish - Quilt Getaway is the place for you and open to all guild members. We meet at Butterworth Education Ctr., 701 - 12th Ave, Moline unless otherwise noted, from 9 am to 4:30 Friday, 9 am to 7pm Saturday the first Friday and Saturday of the month. Stay all day or leave your things and come and go as you like. Microwave and refrigerator are available. You may want to bring a light and an extension cord.

Please remember do not come before 900am.

Quilts of Valor

Terry Austin 309-912-1063

Make quilts to honor our veterans. Quilts of Valor group meets on the Wednesday following the Guild meeting, 9 to 2pm, Heritage Church, 4801-44th St. Rock Island.

Fiber Arts

Colleen Curry 563-285-1305

The Fiber Arts group meets on the second Tuesday, Eastern Ave. Library, 6000 Eastern Ave., Davenport Inspire and Create 9am to 3pm

Play Day 9:30am to 12pm

Fiber Arts Meeting 1pm to 3pm

The room will be open from 9am to 3pm for Inspire and Create time for anyone who would like to work on any non messy project of their choice. Play Days are various mini workshops to learn new techniques. Demos, information and show and tell from 1pm to 3pm. Any sewing machines will be asked to stop during the meeting. It will be an open creative time for all fiber mediums.

Virtual Sit-N-Sew

Jane Darin 309-523-3296

Karla Miley 309-738-5227

Held via Zoom every third Monday Contact Jane or Karla by 12 noon on the Sunday before.

Mod Squad Quilters

Vicky Morrow 309-948-3066

Susie Goodley 309-786-7229

Karla Miley 309-738-5227 T

Our new sit-and-sew for members interested in Modern Quilting. Mod Squad meets on the third Thursday 6:30 pm at the Parish Hall at St. John's Lutheran Church 4501 7th Ave, Rock Island

Scott County Library Sit-N-Sew

Deb Daniel 563-349-7115

200 N 6th Ave., Eldridge. Please come and bring a friend. The Second Wednesday of the month 9am to 3pm

****Date fluctuates due to Library's schedule.**

