



# MISSISSIPPI VALLEY QUILTERS GUILD

Established 1983

March 2026

P. O. Box 2636, Davenport, Iowa 52809-2636

## MARCH PROGRAM

## MARCH CALENDAR

**NOTE: Changes in Yellow**



### Kerri Smith from The Fabric Stasher

1:00pm & 7:00pm

Our guest speaker for our March 3rd meeting will be Kerri Smith, owner of The Fabric Stasher Quilt Store in Tipton, Iowa. Kerri knows that we all probably have some scrap fabric waiting to be put to good use. She will be sharing a pattern she loves that will help us use those scraps. She will also discuss multiple ways to bind a quilt.

**Her lecture will be the same for both the afternoon  
and the evening meeting**

### President's Message By Diana Engelbrecht

Spring is an amazing transitional season. Hibernation is coming to an end. It's time for nature to wake up. The days are growing longer, and hopefully, warmer. We are thankful for the blooming trees, flowers, green grass, planting, new sprouts, birds singing, and the desire to be in fresh air. Another time for fresh beginnings. Spruce up our entryways, homes, cars, flowerbeds, gardens, and those cabin fever attitudes. Then, after that fresh air, back into our sewing rooms, sit and sew, or to retreat, to play with our fabrics and create some new fresh quilty art. Have a wonderful month of fresh beginnings and quilting fun.

#### ❖ Guild Meeting

March 3..... 1pm & 7pm  
1st Congregational Church 2201 7th Ave, Moline

#### ❖ Sew Kind of Curves Kerri Smith

March 4..... 930am - 400pm  
Deere Wiman Carriage House 909 - 11th Ave, Moline

#### ❖ Quilts of Valor

March 4..... 9am - 2pm  
Heritage Church 4801-44th St, Rock Island

#### ❖ Quilters Get Away

March 6..... 9am - 430pm  
March 7..... 9am - 730pm  
Butterworth Education Ctr 701 12th Ave, Moline

#### ❖ Fiber Arts

March 10..... 9am - 3pm  
Eastern Ave Library 6000 Eastern, Davenport

#### ❖ Board Meeting

March 10..... 6pm - 830pm  
Butterworth Home (Orchid Room) 1105 8th St Moline

#### ❖ Scott County Sit & Sew

March 11..... 9am-3pm  
Scott County Library 200 N. 6th, Eldridge

#### ❖ Charity Quilters

March 12..... 9am - 3pm  
Deere Wiman Carriage House 909 - 11th Ave, Moline

#### ❖ Quilt Queens Sit & Sew

March 12, March 26..... 9am-3pm  
Eastern Ave Library 6000 Eastern Davenport

#### ❖ Virtual Sit & Sew

March 16..... 1pm - 4pm  
Karla Miley, 309-738-5227 **Fiber Arts**

#### ❖ Cuddle (Doll) Quilts

March 17..... 9am - 2pm  
Deere Wiman Carriage House 909 - 11th Ave, Moline

#### ❖ Quilt Queens Breakfast

March 19..... 9am  
Village Inn, 53rd & Elmore \*\* All are welcome.  
RSVP Judy Nelson, 563-271-7140

#### ❖ Mod Squad Quilters

March 19..... 6:30pm

#### ❖ Fairmount Library Sit & Sew

March 20..... 9am - 3pm  
3000 Fairmount, Davenport  
St. John Lutheran Church 4501 7th Ave., Rock Island

*Continued on page 3*

# PROGRAMS

**MARCH 3 LECTURE:** Kerri Smith from the Fabric Stasher in Tipton, IA will be our guest speaker. Kerri will bring her energy and enthusiasm to talk to us about ways to use our fabric stash in our projects and multiple ways to bind a quilt. Learn more about The Fabric Stasher Quilt Store on the website: [www.thefabricstasher.com/](http://www.thefabricstasher.com/)

**MARCH 4 CLASS:** Kerri Smith - Sew Kind of Curves, 9:30am- 4:00pm, Carriage House, 817 11th Ave, Moline, IL 61275. This class will be focused on using the Quick Curve Ruler Mini by Sew Kind of Wonderful. We will be making a sunflower quilt (table runner, pillow, bed runner ... you choose the size) Our class is full, but you may be added to the waiting list. Cost is \$38 for both the book and ruler; to be purchased, if needed, from Kerri on the day of class (cash or check) Lunch provided for \$10



**APRIL 7 LECTURE:** Karla Miley, one of our MVQG members, will be sharing her quilting journey and discussing trends in the modern quilting world. She will present a program highlighting different styles of modern quilting, looking back at its historic roots while also exploring where the movement is today.

**MAY 5 LECTURE:** Cynthia England is well known for her "picture quilts." Her lecture, titled *Creating a Pictorial Quilt*, is an entertaining presentation that shows the process of creating pictorial quilts using Cynthia's original "Picture Piecing" technique. She discusses enlarging the design, fabric selection, and organizational methods in detail. A question-and-answer session will follow. Her lecture will be the same at both meetings. Learn more about Cynthia on her website: <https://www.Englanddesign.com/>



**MAY 6 AND 7 CLASS:** Cynthia England - "Picture Piecing," 9:30am - 4:00pm, Butterworth Education Center, 701 12th Ave, Moline, IL 61265. This is a 2 day class taught by Cynthia England. On day one, participants choose from two small landscapes. (*Blue Heron* or *Life's a Beach*) No tracing involved; templates are preprinted onto freezer paper. Fabric selection, organizational skills and construction methods will be addressed in class. **Sewing machines and irons required.** On day 2, students may either continue working on their day one project or bring in their own photo to create a plan for a pictorial quilt. Cost: \$126 (\$70 class fee payable to MVQG now, \$56 kit fee payable to Cynthia England on class day). Lunch provided both days for \$10/day.



**JUNE 2 LECTURE:** Carl Hentsch will share his inspiration behind the quilts from his current book *New York Beauties & Flying Geese*. Learn more about his color inspiration as he shares the quilts from the book as well as others that have inspired his quilting journey.

*Programs continued on Page 3*

## MARCH CALENDAR CONT'D

*Continued from page 1*

❖ **Skill Builder Workshop**

**Carol Burrus Rope Bowl**

**March 21** ..... **9am - 4pm**

Deere Wiman Carriage House 909 - 11th Ave, Moline

❖ **Quilt Show Meeting**

**March 22** ..... **130pm - 430pm**

Deere Wiman Carriage House 909 - 11th Ave, Moline

❖ **Pin Pals Sit & Sew**

**March 24** ..... **9am - 3pm**

Butterworth Education Ctr 701 12th Ave, Moline

❖ **Program Committee Mtg**

**Feb 25** ..... **9am - 1130am**

Butterworth Home (Orchid Rm) 1105-8th St, Moline

## February Meeting Statistics

### Afternoon Meeting

66 Members, 0 Visitors

0 New Members

### Evening Meeting

29 Members, 0 Visitors

1 New Member

**Total Members: 235**

## FEBRUARY DOOHICKEY

### Drawing Winner:

Claudia Minor

## FEBRUARY NAME TAG WINNERS

**Afternoon:** Laurie Doyle, Margaret Esparza, Susan Fariss, Julie Gray, Barb Roedel, Diana Segura Miller

**Evening:** Deb Kopacz, Karen Mach, Kelly Payne

Please send newsletter articles to Susan Nixon

**newsletter@mvqg.org**

**April's Newsletter deadline is March 13th, 2026**

## PROGRAMS CONT'D

*Continued from page 2*

**JUNE 3, 4, AND 5: Carl Hentsch, 9:30am - 4:00pm, Carriage House, 817 11th Ave, Moline, IL 61265.**

All classes will be instructed by Carl Hentsch. **Classes are stand alone - take 1, 2, or 3.**

Cost is \$35 per class, payable to MVQG now to reserve your spot. Lunch provided each day for \$10/day. Find more information and a brief class description at the end of the newsletter and on Carl's website:

[www.3dogdesignco.com/workshops](http://www.3dogdesignco.com/workshops)

**JUNE 3 NEW BARN RAISING**

**JUNE 4 SEEING SPOTS**

**JUNE 5 SHATTERED DRESDEN**




## MARCH DOOHICKEY

The tickets are \$1.00 each

### Ruler and Small Cutting Mat Storage System

Ruler & Cutting Mat Storage System will hold several rulers as well as an 18"x24" cutting mat.


*(Rulers and cutting mat not included-shown as demonstration only!)*



## Committee Spotlight: National Quilt Day

National Quilting Day is celebrated on the third Saturday of March to honor the rich tradition, artistry, and community of quilt making. The Kentucky Heritage Quilt Society began "Quilters' Day Out" in 1989, and the National Quilting Association expanded it nationwide in 1991. What began as a single day has since grown into an international celebration recognizing quilters of all levels and highlighting the history, comfort, and creativity of our art. Because a quilt show requires significant preparation, our FIGGE Quilt "Day" is extended to a full week, from March 3rd through March 9th.

In years when MVQG does **not** host the Great River Quilt Show the previous fall, members are invited to display completed quilts in the FIGGE atrium. This year, our Charity group, Habitat for Humanity, Hope Head Start Cuddle Quilts, and Quilts of Valor Foundation will also share their work, showcasing the Guild's contributions to programs throughout the Quad Cities. During years our Guild hosts the Great River Quilt Show, the 1st and 2nd place ribbon winners are displayed, giving the public another opportunity to appreciate local quilting artistry.



Bringing the show together involves planning, paperwork, and coordination with FIGGE staff. Volunteers set up quilt stands, hang quilts, host the show throughout the week, and carefully return each quilt to its owner. They also demonstrate handwork, answer questions, sell raffle tickets, and serve as ambassadors for the art we love. While the show is only up for one week, hundreds of people come to the FIGGE to enjoy our quilts and we have been featured on local news channels, extending our reach beyond the FIGGE to the QC community at large. This show is a testament to the passion for quilting that is very much alive and well in the Quad Cities Area.

**Rene Robinson, National Quilt Day Committee Chair**

# COMMITTEE REPORTS AND EVENTS

## ELDRIDGE LIBRARY EXHIBIT 2026

The Eldridge Library Exhibit will be May 1-August 31. We are looking for wall hangings and small items for the enclosed exhibit table. You can bring them to the April meeting. There is a form to fill out. It is included in the newsletter, on the MVQG website, and will be available at the March meeting.



**Diana Engelbrecht 563-370-4239**

## FIBER ARTS

The Fiber Arts group will meet Tuesday, March 10, 2026 at the Davenport Public Library Eastern Avenue Branch. Everyone is welcome. Inspire and Create is scheduled from 9am-3pm, where you can work on anything of your own that you choose to do. The morning workshop, 9:30am-11:30am, Gail Ethier will be teaching Zentangle on fabric. This is suitable for all levels.

The meeting will begin at 1pm. Everyone is reminded to wear their name tag in order to enter the name tag drawing prize. There will be a show and tell of finished projects by members of the group. Further questions, contact Colleen Curry by phone or email.

**Colleen Curry, [cocu@csteldridge.com](mailto:cocu@csteldridge.com) 563-285-1305 (land line)**

## 2026 UFO Challenge



Sign ups for the 2026 Challenge will still be accepted by Mary Kay Hymes. **This quarter's project is #2 on your list.**  
**Remember:** Photo proof of completion must be emailed to Kathee Secor [kathee@frontiernet.net](mailto:kathee@frontiernet.net) by the Sunday **before** the April 2026 meeting. Good luck!

**Kathee Secor and Mary Kay Hymes, UFO Challenge Coordinators**

## CUDDLE (DOLL) QUILTS



This month we will meet at the Deere Wiman Carriage House on the 3rd Tues, March 17, 2026: 9:00am - 2:00pm. It would be so great to have some help with sorting, pressing, cutting backs and strips, and assessing all the wonderful small yardages and scraps (not too small). Come with some ideas for designs, or if you have some in the works, come and sew a while. I'll bring cutting mats, cutters, and iron. I know you always tell me you prefer to sew at home, and I totally understand, so just come and play with fabric for a few hours. Help reach our 1000 goal in 2026!

**Debbie Schlatt, CQ Chair 309-786-4387; Margaret Paulos, Co-Chair 563-323-5745**



# QUILTS OF VALOR

Well they say spring is around the corner! Are you ready?

I had you all bring in pillowcases in February for the Sew day instead of bringing your sewing machines. **The pillowcase count I got that day was 104.** Pretty awesome! Thank you for stepping up. If anyone has pillowcases that were not turned in at the February meeting, just bring them to the March meeting. Sometimes a thank you is not enough. However the veterans truly appreciate them.  
I know I do.

I want to thank MVQG for asking me to speak about QOVF at the February meeting. It is truly a passion of mine. Our veterans deserve the best we can give them. We have many new members and I know they may not know what QOVF does. Hopefully this helped.

Here are a couple of thank you's:

***"Terry, Thank you girls and boys for the wonderful quilt. It will keep me warm for many nights to come." -Andrew J.***

***"Terry, Thank you for the Quilt of Valor that I received Nov 2nd. My wife, Linda, is a good navy wife who stayed home and took care of a child and all the domestic duties while I was cruising the world in my submarine being well fed, but out of touch for months at a time. She was as excited as I was about the quilt, I think she also earned it. We feel so honored. The quilt is a beautiful piece of craftsmanship and will definitely be used often. I met my quilt maker Judy Nelson and please convey our thanks to her as well. The quilt is such a beautiful entity with the eagles and it resembles the star card that my parents kept in their window while I was serving. The back with the American flag material is just plain cool-beautiful finishing.***

***We enjoyed the ceremony; it was quite uplifting. We left feeling just full of gratitude. Again, thank you for this beautiful gift." - Bill P.***

Just a couple to let you know it matters!  
This is why we do what we do!  
humbly grateful,

**Terry Austin, QC QOV 309-912-1063**



**Check out the MVQG  
Etsy shop!**  
T-Shirts Zip Hoodies  
Water bottles Travel Mugs  
[www.etsy.com/shop/MVQuiltersGuild](http://www.etsy.com/shop/MVQuiltersGuild)



# IT'S SPRING RETREAT TIME!

It is time to think of Spring retreat! The dates are March 11-15, 2026 at Grace Lutheran Camp in DeWitt, Iowa. The retreat starts at 8am on Wednesday, March 11th and ends at 3pm on Sunday, March 15th.

At retreat you can do most anything you want: sleep in, stay up late, go on shopping trips with your friends, work on projects, read books, or walk the beautiful campgrounds to name a few. We do our own cooking, so everyone is assigned to a team to help with one meal. After the February 3rd meeting, registration will be open to non-members. It is a great way to get away from the winter blues. I hope to see you there.

Have you signed up for the UFO Challenge or are you planning to enter something in the quilt show in October? The Spring retreat is the perfect place to work on them. Sign up forms on page 11 of the newsletter.

Mary Pement 309-797-6367; Pam King 309-737-9634

## FARM FIBER FUN

**Farm Fiber Fun is May 14-May 19, 2026!**



**The workshops being offered this year are:**

Sun/Light Printing with Turmeric,  
Felting Soap,  
Felted Vessel,  
Mandela Dot Painting,  
Rust Dyeing,  
Shell Jewelry,  
Paper Making,  
Pop Up Surprise Box/Cards,  
Barn Quilts,  
Indigo,  
InkTense,  
Dyed Mandela,  
Silk Floral Arrangement  
Paint Go Round.



**The kids workshops include:** Sun/Light Printing with Turmeric, Painted Banners, Decorate Zipper Bags, Felted Soap, and Sewn Tissue Holder.

**Home Schoolers will be on May 13th.**

The schedule will be at the March general meeting along with the samples. The schedule will also be posted on the MVQG website.

**Diana Engelbrecht 563-370-4239**

# Beginner QUILTING



## Beginners Welcome!

Are you a Beginner or just needing some help figuring out a project? This is for those who need help or just want someone around to guide if needed. Come to the Fairmount Library Sit and Sew, 3000 N. Fairmount St, Davenport. Donna Lanman and Diana Engelbrecht will be there to help you. If we do not have an answer, we will find someone who does. We have kits you can use to learn if you don't want to cut into something special you are planning to make.

**Diana Engelbrecht, 563-370-4239**

**dipraisinhim@aol.com,**

**Quilt  
Stitching**  
— by Shelly —

Professional  
Computerized  
Longarmer

quiltstitchingbyselly.com qbsstudio.com  
shelly@quiltstitching.com 563-503-5553

## Historical Interest

Okay, here goes. Tea has been thrown into Boston Harbor. Huge taxes are placed on everything—especially textiles. We send cotton and wool to England, and they spin, weave, and print it, then send it back with heavy tariffs.

Ben Franklin supported American textile production and encouraged John Hewson, who brought plans for machinery and knowledge of fabric printing to the colonies from England. Hewson became well known for his printed designs. One of his most famous motifs is the Hewson Vase panel.



Another popular design of the time was the Tree of Life panel.



Sooooooo... we get fabric! The fancy fabric with lots of flowers—often polished or glazed—we call chintz. The rest? Calico.

Marilyn Galley, long-time member, collector, and historian, had the opportunity to visit Washington, D.C., where she saw the Patricia Smith “Calico and Chintz Quilts” exhibit. The closest the exhibit came to us was Louisville, Kentucky. So I called my friend Sharon and said, “We’re going to Kentucky!”

We went. We saw the marvelous exhibit. I asked for the book—they didn’t have it. So I ended up ordering it from the Smithsonian. It contains one of the best brief histories of fabric I’ve read.

**Catherine Litwinow, Historian**

# 2026 QUILT GUILD CHALLENGE



The 2026 Quilt Guild Challenge Theme is **“SPIRIT”**.

It is the time of the year to announce the theme for the 2026 Quilt Guild Challenge. The Challenge begins in January and quilts will be displayed and voted on by the guild members at the September Guild meeting.. Prizes will be awarded at the end of the meeting. These quilts may be entered in the 2026 Quilt Show in the Challenge Category.

Quilts may be any size **up to 36 INCHES LENGTH AND/OR WIDTH**  
**ANY TECHNIQUE** may be used  
**COST IS \$1 PER QUILT**, Sign up in the L or contact JO NOON, Challenge Chair.

## NOTE:

**“SPIRIT”** is defined as the soul of a person, divine influence “Holy Spirit,” Supernatural Being “Ghost,” Feelings or Mood “Good Spirits,” Vigor and Courage “Pride in Nation or Country,” Sense of Membership “Team Spirit,” National Spirit “Our Nation’s 250th Anniversary in 2026,” Hard Liquor

**Jo Noon, Challenge Chair**

## 2026 GREAT RIVER QUILT SHOW NEWS

### Quilt Show Guidelines/Rules and Categories

We have listed in writing the **guidelines/rules for entry** into the 2026 Great River Quilt Show. Following that are the **categories** for the show. Please check them out on pages 13-15.

**Please read BOTH.**

We will answer questions at the March meeting or you can text or call Diana at (563) 370-4239.

### Quilt Show Appraisals

Hello Everyone!

You’ve just finished a quilt that you’ve invested your money in materials, hours of sweat equity (and possibly a few swear words) into. Have you ever wondered how much your creation is worth? You may be surprised. You can find out by having your quilt appraised.

Appraisals will be available **by appointment** at the MVQG Great River Quilt Show. More information will be shared in upcoming newsletters.

**Dorine Donaubaer, Quilt Show Appraisals Chair, (309) 428-0840**

Save  
the  
Date

## 2026 Quilt Show News

Hello Quilters!!

Very important dates this year for the Mississippi Valley Quilters Guild are **October 13, 14, 15, 16 and 17**. Those are the dates of the 2026 MVQG Great River Quilt Show. Please mark these dates on your calendars now so you can plan your schedule to volunteer on these dates. Many hands will be needed to help make this show a success. We will need your hands and the hands of your significant other and maybe even your kids, your neighbors, your friends and your 2nd cousin twice removed too.

**October 13, 14 and 15 are set-up, quilt intake and quilt hanging days. The show is open to the public October 16th and 17th.**

For those of you new to the MVQG we hold our quilt show every 2 years. It is the guild's major fundraising event. Funds earned thru the show help support the guild's many activities and allow us to bring national teachers/lecturers to the QCA. It is an opportunity to showcase to the public the many talents of our members (yes, you are talented)! It also is educational for members that elect to participate in the judging process.

There will be many opportunities to help before and during the show. Job descriptions will be highlighted in upcoming newsletter articles.

**Dorine Donaubaer, Quilt Show Volunteer Chair, (309) 428-0840**

## 2026 Quilt Show Challenge

### Emphasis on the Curves

"If you can sew a straight line, you can quilt"—but this year, we're going beyond straight lines! The 2026 Quilt Show Challenge invites you to explore the beauty of curves through piecing, appliqué, quilting motifs, or even optical illusions. Go traditional, modern, subtle, or bold—the choice is yours..

**Challenge quilts may be no larger than 30" x 30"**. The smaller size makes this a great opportunity to try something new or experiment with techniques without committing to a large project.

Planning to attend the *Sew Kind of Curves* workshop on March 4th? Perhaps the June workshops with Carl Hentsch caught your eye? Skills from these workshops would translate beautifully into a challenge piece. Let the inspiration photos spark your creativity—we can't wait to see your take on

**Emphasis on the Curves.**

**Peggy Fierst, 2026 Quilt Show Chair**



## Quilt Show Demonstrations

*Hey There!*

**Yes, YOU!**

YOU have many talents you could share with others at the quilt show this fall. I'm looking for volunteers to demonstrate something quilt related at the show. Sure, you can!  
Contact Linda Klyman to sign up.

**Linda Klyman, Quilt Show Demonstration  
Chair, 309-716-1796**

## Quilt Show Raffle Baskets



.... The quilt show is still eight months away, but it's never too early to get started. I'm enjoying gathering donations for the raffle baskets, and much has already been accomplished. I do need someone willing to serve as backup if needed. If you're interested, please see me at a meeting, call 563-343-0470, or email [rafflebasketchair@mvqg.org](mailto:rafflebasketchair@mvqg.org)

.... We will also need volunteers to staff the raffle basket area during the show. To help with that, contact Dorine Donaubauer at [molinedorine@gmail.com](mailto:molinedorine@gmail.com) or 309-428-0840.

.... If you or your group plan to donate items or complete baskets, please let me know by the April meeting so I can plan accordingly. This will help me determine what we have and what still needs to be added to round out the baskets.

**Karen Mach, Quilt Show Raffle Basket  
Committee Chair 563-343-0470**

## Volunteer Spotlight



**Michelle Bailey**

Meet our webmaster,  
**Michelle Bailey.**

Michelle began quilting and joined the guild in 2010 during a difficult student-teaching period, finding it a source of distraction. During that time, she decided she wasn't a teacher. She graduated with her teaching degree and then went for her Masters in Library Science, both from University of Iowa. She rejoined the guild in 2024.

....She was taught by her husband's aunt, Denise, participating in retreats 2-3 times a year with her. Denise always long-armed her flimsys. Michelle enjoys making baby and throw quilts, allowing her to experiment with different styles and colors.

....Currently, she serves as the Guild Webmaster and chairs the 2026 Quilt Show Raffle Quilt Sales Committee and is on the Raffle Baskets committee.

....Born in Fox Lake, IL, Michelle has lived in Rome Wisconsin, Lake Sherwood and now here. Michelle is a mother of two sons and has been married for 26 years.

....Michelle and her husband are avid runners with a goal to run a marathon in every state. After running 4, including Chicago and Philadelphia, she decided 4 was 3 too many so she mostly runs half marathons. They also run the Bix. She loves water skiing and was involved with the Backwater Gamblers in 1999 before children.

...."It is nice to be a part of such a big community of women. As I'm getting older it feels good to give time to a community that sees the value of a person. You understand the point of who I am and what I want to do and are so supportive of each other."

## Volunteer Spotlight: Meet our Retreat Co-Chairs



**Pam King**

Meet **Pam King**, Retreat Co-chair.

Pam started quilting in 1997 with a special quilt for her father and has now become a long-arm quilter. With a deep appreciation for traditional styles, Pam loves stars and pinwheels.

Her sewing journey began with her mother, who taught her to sew and introduced her to the world of quilting.

... Pam's professional background includes training at the Ray Vogue School of Design in fashion design, followed by a career as a seamstress at Peterson Harned VonMar, alterations at Burke Dry Cleaners, and eventually running her own in-home alterations business.

... In 2017, Pam purchased a long-arm machine. She went to one of our retreats and then joined our guild. She has been a dedicated attendee of the guild's retreats ever since. She is now a co-chair of the Retreat Committee and helps quilting charity quilts.

... Born in Davenport, IA, Pam also lived in Rock Island and spent three years in Chicago. She has been married to her husband, David, for 22 years, and together they have a blended family of a son, a daughter, two stepdaughters, and 12 grandchildren.

... When she is not quilting, Pam enjoys reading and embroidery. She loves traveling, with trips to the Grand Canyon, Alaska, and various cruises. Pam also has a second home in the Lake of the Ozarks area in Missouri, where she is also involved with a local quilt guild.



**Mary Pement**

Meet **Mary Pement**, Retreat co-chair. Mary's quilting journey began in 1982 making a quilt for her goddaughter. It was a national quilt show in 1993 here in Davenport that sparked her interest again. Seeing the beautiful quilts, she realized, "I can do this!" She joined the guild in 1995-1996. After a class with Harlene, she made her first baby quilt for her grandson and completed a 50th-anniversary quilt for her parents—right on time. Self-taught by watching her mother sew, Mary has become a fan of Foundation Paper Piecing (FPP) and traditional styles. Bold, bright colors are her go-to. She has served our guild as the co-chair of the Retreat committee, currently, and Appraiser and Wearable Arts show committees.

With a degree in General Home Economics from UW-Stout, Mary has worked in the kitchens of Marshall Field's, Milwaukee, several other restaurants, Home Maker for many years, school food service director for seven schools in four districts and as a chiropractic assistant. Today, her family has blossomed to include three sons, six "bonus" children, 21 bonus grandchildren, and nine great-grandchildren.

When she isn't quilting, Mary steps back in time with the 1st Brigade Band of Watertown, WI. While she doesn't play an instrument, she serves as the group's "eye candy" and crafts authentic Civil War attire so the band looks as historical as the original instruments they play. She is dedicated to her church's charity quilt group and enjoys beading and genealogy. As a fellow guild member said, she is truly passionate about every task she is given.

## Guidelines for the 2026 Great River Quilt Show

1. You must be a member of the Mississippi Valley Quilters Guild for the year your entry is due (September 1, 2025-August 31, 2026) and the year the show is in (September 1, 2026-August 31, 2027). If you were a member of the guild the prior year (2024-2025), a full membership fee of \$35 will be due no matter in which month you are renewing your membership.
2. Item must be entered by August 25, 2026, 11:59pm.
3. Category sizes may be adjusted by the entry/judging room committees as needed for bed, wall, and art categories to balance numbers for judging.
4. Entries must **not** have been shown in a previous MVQG quilt show.
5. In the bed quilt categories: Proportionate=square or longer than it is wide.
6. Collaborative categories include 2 or more makers. **You must always include the quilter in your thought processes when entering.**
7. To be judged, your entry must have 3 layers (top, batting, and back) quilted together. The exception to that rule is the miscellaneous category where quilts without batting such as crazy quilts, wool quilts, and cathedral windows may be entered.
8. To be judged, the back must be visible. DO NOT cover the back of your work. The judges need to see the BACK as well as the front of your work.
9. A 4-inch sleeve must be attached to the top of the back of the quilt. If your quilt is longer than 90 inches, measure 90 inches up from the bottom and attach the sleeve at that level. Instructions for the sleeve can be found on our website at [mvqg.org/great-river-quilt-show](http://mvqg.org/great-river-quilt-show)
10. Labels Required: Title of quilt and maker's name and anything else you want to include. Best placement is on **the back bottom left corner**.
11. Items should be clean and odor free.
12. For copyright purposes, please identify designer and pattern or recognize the source of inspiration where requested on the entry form.

### CATEGORIES/ITEMS NOT ELIGIBLE FOR BEST OF SHOW:

- 1700-Found and Finished
- 1900-Wearables: Garments, Bags, Purses, Accessories
- 2000-Miscellaneous
- 2100 Show Challenge
- 2300-Junior (Non-judged)

### **ALL OTHER CATEGORIES ARE ELIGIBLE FOR BEST OF SHOW.**

### DEFINITIONS:

- **All Hand Done:** Piecing and quilting must be done by hand. Backing may be machine pieced. Binding may be attached by machine but must be finished by hand.
- **Small Bed Quilt:** Crib to Full (up to 69" wide and proportionate in length)
- **Large Bed Quilt:** Queen to King (over 70" wide and proportionate in length)
- **Solo:** Constructed, stitched, and quilted by ONE MAKER ONLY
- **Collaborative:** Constructed, stitched, and quilted by 2 or more makers (piecers and/or quilters). 2 ribbons awarded per placing.
- **Pieced:** Pieced by hand or machine. No other techniques allowed (no embellishments, no appliqué, etc.).

- **Applied Techniques:** Any technique ‘applied to the fabric.’ Appliqué, painting, beading, crystals, etc., or any combination of these techniques is allowed in addition to piecing.
- **Computer Guided Piecing, Embroidery and/or Appliqué:** Any item a computerized embroidery type machine is used. This class is for all items such as bed quilts, wall quilts, tree skirts, bags, etc.
- **Art:** Original designs only—no patterns or kits allowed. Quilts will be required to include a **short** (50 word) artist’s statement listing all techniques/methods used. (This should not include where/why the fabric was purchased.) Statements may be read aloud for the consideration of the judge. The category will be divided into sizes to balance the numbers to be judged.
- **Modern:** May be pattern or kit. Must utilize ‘modern’ style in piecing and quilting design.
- **Wall Quilts:** Designed to hang on a wall.

### Categories for 2024 Great River Quilt Show

**1100- All Hand Made:** Must be made entirely by hand, with no machine sewing/quilting other than sewing the binding to the front of the quilt and piecing the back. All sizes, techniques, makers allowed.

**Small Bed Quilts:** Used on a bed or crib; up to (and including) 69” wide and proportional in length.

**1110- Small Solo, Pieced:** One person made top and quilted it. **Only** piecing is allowed, no appliqué or embellishments of any kind will be allowed.

**1120- Small Solo, Applied Techniques:** One person made top and quilted it. All appliqué, painting, embellishments, combination of techniques with piecing, as well as entirely appliquéd quilts and whole cloth quilts.

**1130- Small Collaborative, Pieced:** Two or more persons (piecers and/or quilters) worked on any part of making the quilt. **Only** piecing is allowed, no appliqué or embellishments of any kind will be allowed. 2 ribbons will be awarded per placing.

**1140- Small Collaborative, Applied Techniques:** Two or more persons (piecers and/or quilters) worked on any part of making the quilt. All appliqué, painting, embellishments, combination of techniques with piecing, as well as entirely appliquéd quilts and whole cloth quilts. 2 ribbons will be awarded per placing.

**Large Bed Quilts:** Used on a bed; wider than 70” and proportional in length.

**1210- Large Solo, Pieced:** One person made top and quilted it. **Only** piecing is allowed, no appliqué or embellishments of any kind will be allowed.

**1220- Large Solo, Applied Techniques:** One person made top and quilted it. All appliqué, painting, embellishments, combination of techniques with piecing, etc. as well as entirely appliquéd quilts and whole cloth quilts.

**1230- Large Collaborative, Pieced:** Two or more persons (piecers and/or quilters) worked on any part of making the quilt. **Only** piecing is allowed, no appliqué or embellishments of any kind will be allowed. 2 ribbons will be awarded per placing.

**1240- Large Collaborative, Applied Techniques:** Two or more persons (piecers and/or quilters) worked on any part of making the quilt. All appliqué, painting, embellishments, combination of techniques with piecing, as well as entirely appliquéd quilts and whole cloth quilts. 2 ribbons will be awarded per placing.

**1300- Computer Guided Piecing, Embroidery and/or Appliqué:** Any item a computerized embroidery type machine is used. The computer guided piecing, embroidery and/or appliqué is the predominant design element (50% or more). This class is for all items such as bed quilts, wall quilts, tree skirts, bags, etc.

**1400- Miniature:** Miniature quilts should look like a full-size quilt or wall hanging that is reduced in scale. The maximum size is 24" x 24". All techniques, all makers.

**1500- Modern:** Quilt should have a clean, modern design and a strong visual impact. Modern quilts often use asymmetry, improvisational piecing, minimalism, negative space, a reinterpretation of traditional blocks or the lack of a visible block structure. They are machine or hand quilted in a way that is complementary to the design.

**WALL Quilts** - Categories may be tweaked to balance numbers of entries.

**1610 - Wall Small, Pieced:** - Quilts will be under 35" wide. Patterns and kits allowed. **Only** piecing is allowed, no appliqué or embellishments of any kind will be allowed.

**1620 – Wall Small, Applied Techniques** - Quilts will be under 35" wide. Patterns and kits allowed. All appliqué, painting, embellishments, combination of techniques with piecing, etc. allowed, as well as entirely appliquéd quilts and whole cloth quilts.

**1630 - Wall Medium, Pieced:** - Quilts will be between 35" and 55" in width. Patterns and kits allowed. **Only** piecing is allowed, no appliqué or embellishments of any kind will be allowed.

**1640 – Wall Medium, Applied Techniques** - Quilts will be between 35" and 55" in width. Patterns and kits allowed. All appliqué, painting, embellishments, combination of techniques with piecing, etc. allowed, as well as entirely appliquéd quilts and whole cloth quilts.

**1650 - Wall Large, Pieced:** - Quilts will be over 55" in width. Patterns and kits allowed. **Only** piecing is allowed, no appliqué or embellishments of any kind will be allowed.

**1660 - Wall Large, Applied Techniques** - Quilts will be over 55" in width. Patterns and kits allowed. All appliqué, painting, embellishments, combination of techniques with piecing, etc. allowed, as well as entirely appliquéd quilts and whole cloth quilts.

**1700-Found and Finished:** Quilts will include all sizes, all techniques. Quilts must have been started by another quilter (known or unknown) and finished by entrant(s)

**1800-Art:** Any size. MUST be completely original design. **Absolutely no patterns or kits allowed.** Cannot be inspired by an existing pattern. Categories will be determined by the number of entries.

**1900 - Wearables: Garments, Bags, Purses, Accessories** Items do not need to be quilted. All techniques, all makers allowed. Pattern designer required on entry form.

**2000- Miscellaneous:** Any entry that does not fit into any other category and items such as 3-D or household items. Examples: table runners, place mats, and those quilts without batting (only 2 layers) such as crazy quilts and cathedral windows. All techniques, all makers allowed. Do not enter a quilt that fits into the bed or wall quilt categories.

**2100-MVQG Quilt Show 2026 Challenge, Emphasis on the Curves:** Maximum size is 30 x 30 inches. Traditional, modern, or art techniques can be employed. Show us your curves! Anything from Storm at Sea, Drunkards Path, improv, or something that looks curvy to you.

**2300- Junior:** Entrant must be under the age of 18 and be a child/grandchild of a member. Each entry will receive a participation ribbon. **(Non-judged category)**

**2400- For the Joy of Sharing (Non-judged):** For items which simply want to be seen and not judged!

Spring 2026 MVQG Retreat Registration

It's time for Retreat! The MVQG Spring Retreat is March 11-15, 2026 at Grace Lutheran Church Camp in DeWitt, Iowa. Retreat starts at 8AM on Wednesday and ends at 3PM on Sunday.

For those not familiar with the MVQG Retreat, retreats are held twice a year, in the spring and the fall.

At retreat you can do anything you want: sleep in, stay up all night, go on road trips with your friends, work on your own projects, read books, or walk the beautiful camp grounds. We do our own cooking so everyone is assigned to a team to help with one meal. Most of all, Retreat is FUN! To register, complete the registration form below; and mail it along with your nonrefundable deposit to Pam King for either building. If you have any questions please contact Pam or Mary.

Registration is limited to 20 people per building and to MVQG members only until February 3, 2026. If there are any openings after that non-members may register. This allows everyone to have plenty of workspace.

Price is \$25 per night for those retreaters staying at the camp overnight for a maximum of \$100 for the entire Wednesday thru Sunday retreat. The daytime only fee is \$17 per day for retreaters not staying overnight. You may register for all nights or all days only or any combination of nights and days. Prices include meals. If you have a meal preference or a partner you like to work with please indicate that also. Meals will not be reimbursed.

Name: \_\_\_\_\_ Phone: \_\_\_\_\_

Address: \_\_\_\_\_ City: \_\_\_\_\_ State: \_\_\_\_\_

Zip: \_\_\_\_\_ E-mail: \_\_\_\_\_

I will attend the following nights (please mark): \_\_\_Wed \_\_\_Thurs \_\_\_Fri \_\_\_Sat

Cost = number of nights marked \_\_\_ X \$25 = \_\_\_ Total

I will attend the following day(s) only, no nights (please mark): \_\_\_Wed \_\_\_Thurs \_\_\_Fri \_\_\_Sat

Cost = number of days marked \_\_\_ X \$17 = \_\_\_ Total

Building Preference: Peter \_\_\_\_\_ Andrew \_\_\_\_\_ No Preference \_\_\_\_\_

Meal preference: \_\_\_\_\_ Partner: \_\_\_\_\_

A non-refundable deposit of 1/2 your total cost will hold your spot.

Please make checks payable to MVQG. Mail your registration form and deposit check to Pam along with your building preference. Your confirmation and retreat information will be e-mailed to you.

Pam King  
2002 - 46th Street  
Rock Island, IL 61201  
iquilt13@yahoo.com  
309-737-9634

Mary Pement  
[marpem49@gmail.com](mailto:marpem49@gmail.com)  
309-797-6367

---

Your Name: \_\_\_\_\_

Please provide us with a name and number of someone to reach in case of emergency.

Name \_\_\_\_\_ Phone # \_\_\_\_\_

# Scott County Library Exhibit 2026

During the months of May-August, 2026, MVQG will have an exhibit at the Scott County Library, 200 N 6<sup>th</sup> Ave, Eldridge, IA. If you have a wall hanging or something small for the enclosed table display you would like to share, please fill out the information on this form and return by April 15. Thank you for participating in this Community Education display.

Quilt Owner: \_\_\_\_\_

Address: \_\_\_\_\_

City: \_\_\_\_\_ State: \_\_\_\_\_ Zipcode: \_\_\_\_\_

Phone: \_\_\_\_\_ Email: \_\_\_\_\_

Title: \_\_\_\_\_ Size: \_\_\_\_\_

Pieced by: \_\_\_\_\_

Quilted by: \_\_\_\_\_

Pattern/Designer name: \_\_\_\_\_

Story about your piece:

Return to Diana Engelbrecht by April 15.  
Questions call or text at 563/370-4239 or email [communityed@mvqg.org](mailto:communityed@mvqg.org)

## RULERS FOR RENT:

Rulers and patterns will be available for use at Get Away, meetings, Pin Pals, and Quilt Queens. Please contact Faye Kunz at 563-505-2579 if you have any questions or wish to rent a particular ruler. Faye is usually at general meetings and Pin Pals but you will need to contact her to ensure that she is at Quilt Queens or Get Away and that the ruler that you wish to use is available. There is no charge to use the rulers at sit & sews. If you wish to use a ruler/pattern at home, you will need to pay a \$15 deposit. Your deposit will be returned to you when the ruler/pattern is returned to Faye.

### Deb Tucker Studio 180

Square Squared

Includes Technique Sheet for Stacked Squares and Design Sheet for Large Square Squared 4" finished units Square 2 Trim Down Ruler

Wing Clipper I Trim Down Ruler for Flying Geese Units

Includes Technique Sheet for Pickets & Quickets and Design Sheet for Wing Clipper I 2x4" Finished Units Tucker Trimmer

Includes Technique Sheet for Shaded Four Patch and Design Sheet for Tucker Trimmer 4" Finished Units "V" Block Trimmer

Includes Technique Sheet for Sidekick & High/Low and Design Sheet for V Block 4" Finished Units

Diamond Rects

Split Rects

Includes Design Sheet for Split Rects 2 x 4 finished units

Rapid Fire Lemoyne Star

Technique Sheet for Little Houses

Technique Sheet for Migrating Geese

Technique Sheet for Banded Lemoyne Stars

Technique Sheet for Blazing Lemoyne Stars

Technique Sheet for Fussy Cut Lemoynes

Technique Sheet for Lemoynes as Triangles

Technique Sheet for Liberty Lemoyne Stars

Technique Sheet for Strip Pieced Lemoyne Stars

Design Sheet Diamond Rects 2"x4" and 4"x8" Finished Units

Design Sheet for Rapid Fire Lemoyne Star Advanced I

Design Sheet for Rapid Fire Lemoyne Star Advanced II

Design Sheet Rapid Fire Lemoyne Star 4" Finished Units

Design Sheet for Square Squared 4" Finished Units

### Marti Michell - Templates

2 1/2" Strippers (3 Pieces)

Drunkard's Path (2 Pieces)

Drunkard's Path (4 companion pieces for making 3", 3 1/2" and 4" units) #8960

Mini Dresden Plate (4 Pieces)

Multi-Size Kite Ruler

Not So Giant Dahlia (9 Pieces)

Stack N Whack Ruler 18 degree Fan (2 sets)

Storm at Sea Diamond Template Set (2 Pieces)

Tessellating Windmill

Winding Ways 6" Set 8052

Set A 3-inch square Basic Set

Set B

Set D 4-inch Square Basic Set (8 Pieces)

Set F Sunburst Block (5 Pieces) (2 sets)

Set H Large Hexagons Plus (3 Pieces) (2 sets)

Set K Schoolhouse

Set L 12" Seven-Patch Block Set

Set N Mini Geometrics (5 Pieces)

Set P Perfect Patchwork Templates (5 Pieces) (2 sets)

### Marti Michell - Patterns

60 of One, Half a Dozen of Another

Apple Cores

Bali Breezes

Columbus Square

Fat Quarters Log Cabin

High Flyer Kites

Inner City Wallhanging

I Spy - One is Not Enough

Lazy Afternoon

Radiant Unfeathered Stars

Scrappy Bear's Path & More

Seven Sisters

Sunburst Quilts to Make

Twinkling Star

Winding Ways (2)

Zig Zag Geese

The Perfect Patchwork System Volume 1

The Perfect Patchwork System Volume 2

The Perfect Patchwork System Volume 6

90 Degree Double Strip Ruler (Creative Grids)

Easy Six Ruler

Easy Half Square Triangles Template (Sewing with Nancy)

Fantastic Fan

Flag Day Tumbler Template & Fruit Punch Quilt Pattern

Fun and Done Batting Buddy: Chit Chat, Easy Diamonds,

Fast Lane, & Woven Wonder patterns

Joseph's Coat Templates & Today's Quilter magazine

Log Cabin Hexagon Tool

Quilters Apothecary Mystical Designer

Quick Points Ruler 1 Inch

Quick Points Ruler 1 1/2 inch

QuickStar by Judy Martin

Quilters Strip Ticket Bias Tube Construction and Yardage Tables

Shortcut Binding Tool

Tri-Recs Tools set of 2 (Darlene Zimmerman)

Wheel of Mystery Pattern and templates

Zig Zag Ruler & Windy Day and Diamond Trip patterns

### NOT FOR CHECK OUT - USE AT SIT AND SEWS ONLY

12 1/2" Square Sullivan's Edge

Omnigridd

2 1/2" Square

4" Square

6" Square (3)

6" x 24" (2)


1" x 12"

Half Square triangle

Omnigridd 3 1/2" Square

Artstick Expandable yardstick

6" Add an Eighth





## A New Barn Raising Class by Carl Hentsch (Offered June 3, 2026)

**Finished Size:** 68" x 68"      **Skill Level:** Advanced Beginner to Intermediate (confident piecers welcome)

Bold color, dynamic movement, and classic log cabin construction come together in A New Barn Raising. This striking quilt re-imagines the traditional Barn Raising layout using diamonds, setting triangles, and elongated log cabin strips to create a dramatic, star-like center surrounded by vibrant secondary designs.

In this class, students will learn how to construct both square and diamond log cabin blocks, work with 45-degree angles, and confidently manage Y-seams in an approachable, step-by-step process. Careful color placement and value contrast are key to achieving the quilt's layered, dimensional look, and guidance will be provided throughout the class to help students make strong fabric choices.

Techniques covered include precision strip piecing, trimming oversized units for accuracy, assembling diamond log cabins, and piecing setting triangles. While the quilt has a complex appearance, it is built with repeatable steps that make the process manageable and rewarding.

This class is perfect for quilters who are ready to stretch their skills and explore a modern interpretation of a traditional block—resulting in a show-stopping quilt full of movement, depth, and color.

Students should be comfortable with:

- Accurate cutting and piecing
- Working with bias edges
- Using a rotary cutter and ruler

**Pattern Required:** "A New Barn Raising" found in *Amish Inspired Quilts for Today's Home* by Carl Hentsch

## Seeing Spots Quilt Class (Offered June 4, 2026)

Play with color, contrast, and curves in the Seeing Spots quilt class. This lively design celebrates polka dots and bold prints, combining foundation paper piecing with curved piecing to create dynamic circular blocks full of movement and energy. Thoughtful fabric placement allows the colors to flow smoothly around each block, giving the quilt its striking visual impact.

In class, students will learn how to organize a large fabric palette, piece foundation-based block sections accurately, and work confidently with curves. Instruction will cover block construction, center circle appliqué, and strategies for assembling the quilt top with precision and ease. Coordinating pillow options are included in the pattern for students who want to extend their learning.

This class is best suited for quilters who are comfortable with basic piecing and are ready to expand their skills while working with bold fabrics and modern design.

**Finished quilt size:** 44 1/2" x 58 1/2"      **Skill level:** Confident beginner to intermediate

**Finished block size:** 10" x 10"

**Techniques taught:** Foundation paper piecing, curved piecing, appliqué, color placement

**Pattern required:** "Seeing Spots" in the book *New York Beauties & Flying Geese* by Carl Hentsch

## Shattered Dresden Quilt Class (Offered June 5, 2026)

Take a fresh, modern approach to the classic Dresden Plate in this striking Shattered Dresden quilt class. This design transforms the traditional circular block into bold, angular sections that create stunning movement and visual impact. Using foundation paper piecing, students will learn how to confidently work with odd angles, achieve crisp points, and assemble complex-looking blocks with precision.

In class, we'll focus on understanding the pattern layout, organizing fabrics for success, and mastering paper piecing techniques. Students will construct individual block sections and learn how they come together into the finished quilt top, with guidance on centers, sashing, and overall assembly. A coordinating pillow option is also included in the pattern.

This class is perfect for adventurous beginners with basic sewing knowledge as well as experienced quilters looking to sharpen their paper piecing skills. Fabric selection tips for creating dramatic color flow—whether rainbow-bright or beautifully controlled—will be shared throughout the class.

**Finished quilt size:** 68" x 68"      **Skill level:** Confident beginner to intermediate

**Techniques taught:** Foundation paper piecing, precision piecing, block assembly

**Pattern required:** "Shattered Dresden" by 3 Dog Design Company

## COMMITTEE CHAIRS:

<b>Charitable Projects</b>	
Carol Downey	309-236-3886
<b>Community Education</b>	
Diana Engelbrecht	563-370-4239
Gail Ethier	858-776-1328
<b>Cuddle (Doll) Quilts</b>	
Deb Schladt	309-786-4387
Margaret Paulos	563-323-5745
<b>Doohickey Drawing</b>	
<b>Afternoon:</b>	
Mary Beth Hansen	563-381-2495
<b>Evening:</b>	
Linda Lindy	309-235-5355
<b>FYI Board</b>	
<b>Afternoon:</b>	
Julie Gray	309-781-1975
<b>Evening:</b>	
Maureen Conrad	563-940-5921
<b>Garage Sale</b>	
Claudia Duyvejonck	309-738-3745
<b>Guild Challenge</b>	
Jo Noon	563-271-0316
<b>Hostess/Greeter</b>	
<b>Afternoon:</b>	
Jo Noon	563-271-0316
<b>Evening:</b>	
Donna Lanman	563-343-3224
<b>Habitat for Humanity</b>	
René Robinson	309-738-3266
<b>Historical Interest</b>	
Catherine Litwinow	563-332-8588
<b>Library</b>	
Cindy Anderson	309-798-4473
Theresa Ralfs	563-370-3940
Paula Schumann	563-209-1451
<b>National Quilt Day</b>	
René Robinson	309-738-3266
<b>Quilt Show Chair</b>	
Peggy Fierst	507-513-3936
<b>Retreat</b>	
Pam King	309-737-9634
Mary Pement	309-797-6367
<b>Skill Builder Workshops</b>	
Denise Greer	309-269-0940
<b>Show &amp; Tell</b>	
Lois Kundel	563-370-0086
<b>Travel</b>	
Cathy Bennett	563-340-4479
<b>Guild Related Quilts of Valor</b>	
Terry Austin	309-912-1063

NOTE - Committee Chairs: If you have a schedule change, inform VP - Deb Schladt prior to the next month newsletter.\*Please do not contact facilities directly\*

## BOARD MEMBERS:

President, Diana Engelbrecht	563.370.4239
Vice President, Deb Schladt	309.781.9749
Secretary, Kathie Stockwell	309.737.9818
Treasurer, Cheryl Peck	319.269.6833
Program, Julia Warner	563.321.7572
Newsletter, Susan Nixon	816.830.4881
Historian, Sharon Milne	563.210.0027
Membership/Directory, DeLaine Lanman	563.343.3224
Member at Large, Dawn Thompson	563.349.1853
Member at Large, Kathee Secor	309.781.7886
Webmaster, Michelle Bailey	563.505.2519

The Mississippi Valley Quilters Guild is a non-profit organization open to anyone interested in quilts or quilting. Monthly meetings are 1 p.m. and 7 p.m. on the first Tuesday of each month at the First Congregational Church 2201 7th Ave, Moline, IL. Guests are welcome.

A \$5 fee is charged to guests at meetings with featured speakers.

\$35 yearly dues are renewable in September.

To change your address contact  
DeLaine Lanman 563-343-3224.

Find us on line at: [www.mvqg.org](http://www.mvqg.org)

[www.facebook.com/mvqguild](http://www.facebook.com/mvqguild)

MVQG Email: [mvqg@mvqg.org](mailto:mvqg@mvqg.org)

Newsletter submissions:

Contributions to the Newsletter are welcome. Articles and ads are due no later than the second Friday of each month and can be submitted to Susan Nixon at:

[newsletter@mvqg.org](mailto:newsletter@mvqg.org)

All contributions must be accompanied by the name and phone number of the author.

Advertising rates

Prepay 5 issues and get the 6th issue free

\* Business card \$5.00      \* 1/4 page \$12.50

\* 1/3 page \$15.00      \* 1/2 page \$25.00

### OUR MISSION:

Organized in 1983 to educate and encourage members in the quilting arts; to encourage high standards in color, design, and construction of the quilted medium, and to stimulate interest in quilting in the community.

# Upcoming Member Opportunities.

## All are welcome!

### Pin Pal Quilters

Faye Kunz 563-505-2579

Diana Engelbrecht 563-285-4348i

This group meets on the fourth Tuesday of each month from 9am to 3pm at the Butterworth Education Center, 701 12th Avenue, Moline. We work on our own projects so you must bring everything you will need. Any guild member is welcome. Bring your sewing machine or handwork. Beaders and others interested in embellishing with beads are welcome to come work on their projects during this time also. Large tables are available to baste and mark quilts.

### Charity Quilts

Carol Downey 309-236-3886

Charity Quilts Day is held the second Thursday of the month, 9am to 3pm Deere-Wiman Carriage House, 817 11th Ave., Moline unless otherwise noted in the calendar.

### Quilt Queens

Bev Hoy 563.391.8685

Judy Nelson 563-271-7140

This Sit-n-Sew group meets every third and fourth Thursday, 9am to 3pm, Eastern Avenue Library, 6000 Eastern Ave., Davenport.

Just bring your lunch and enjoy the day!

Join Quilt Queens for Breakfast on the second Thursday of each month. Meet at Village Inn, 53rd & Elmore, Davenport, IA. 9am. RSVP Contact Judy Nelson for your spot! Everyone is welcome.

### Fairmount Library Sit-N-Sew

Diana Engelbrecht 563-370-4239

3000 N Fairmount Street, Davenport.

Please come and bring a friend.

On the third Friday of the month 9am to 3pm

### Cuddle (Doll) Quilts

Deb Schladt 309-786-4387

& Margaret Paulos 563-323-5745

Doll quilts are small quilts made by members and given to Head Start and selected preschool programs. Come to the workday, 3rd Tuesday most months at the Deere Wiman Carriage House, 817 11th Ave., Moline, 9am to 2pm, to plan, cut and sew with donated fabric, about 24" square. Donations always welcome. Quilts are distributed by December guild meeting.

### Quilt Get Away

Denise Greer 309-269-0940

If you have projects to finish - Quilt Getaway is the place for you and open to all guild members. We meet at Butterworth Education Ctr., 701 - 12th Ave, Moline unless otherwise noted, from 9 am to 4:30 Friday, 9 am to 7pm Saturday the first Friday and Saturday of the month. Stay all day or leave your things and come and go as you like. Microwave and refrigerator are available. You may want to bring a light and an extension cord.

Please remember do not come before 900am.

### Quilts of Valor

Terry Austin 309-912-1063

Make quilts to honor our veterans. Quilts of Valor group meets on the Wednesday following the Guild meeting, 9 to 2pm, Heritage Church, 4801-44th St. Rock Island.

### Fiber Arts

Colleen Curry 563-285-1305

The Fiber Arts group meets on the second Tuesday, Eastern Ave. Library, 6000 Eastern Ave., Davenport Inspire and Create 9am to 3pm

Play Day 930am to 12pm

Fiber Arts Meeting 1pm to 3pm

The room will be open from 9am to 3pm for Inspire and Create time for anyone who would like to work on any non messy project of their choice. Play Days are various mini workshops to learn new techniques. Demos, information and show and tell from 1pm to 3pm. Any sewing machines will be asked to stop during the meeting. It will be an open creative time for all fiber mediums.

### Virtual Sit-N-Sew

Jane Darin 309-523-3296

Karla Miley 309-738-5227

Held via Zoom every third Monday Contact Jane or Karla by 12 noon on the Sunday before.

### Mod Squad Quilters

Vicky Morrow 309-948-3066

Susie Goodley 309-786-7229

Karla Miley 309-738-5227 T

Our new sit-and-sew for members interested in Modern Quilting. Mod Squad meets on the third Thursday 6:30 pm at the Parish Hall at St. John's Lutheran Church 4501 7th Ave, Rock Island

### Scott County Library Sit-N-Sew

Deb Daniel 563-349-7115

200 N 6th Ave., Eldridge. Please come and bring a friend. The Second Wednesday of the month 9am to 3pm

**\*\*Date fluctuates due to Library's schedule.**

