



MISSISSIPPI VALLEY QUILTERS GUILD

Established 1983

June 2026

P. O. Box 2636, Davenport, Iowa 52809-2636

JUNE PROGRAM



Carl Hentsch will be our guest speaker on June 2, 2026. Carl taught himself quilting in 1997 after watching shows such as *Simply Quilts*, *Quilt in a Day*, and *Love of Quilting*. He began designing his own quilts in 2006 and launched his design business in 2007.

Influenced by architecture and two years living in Asia, Carl is known for his strong use of color and design. He travels nationwide teaching and speaking at quilt guilds and shops.

Originally from Florida, Carl now lives in Missouri with his three dogs and cat. He holds degrees in chemistry, biology, linguistics, accounting, and business management.

1 pm meeting: "Amish-Inspired Quilts for Today"

7pm meeting: "New York Beauties & Flying Geese"

President's Message By Diana Engelbrecht

School's out. Flowers are blooming. Skies are blue. Grass is a beautiful green. Air is fresh. It's time to enjoy the beauty of creation. Take a break and take that walk in the sun. Even a 10-minute walk can do wonders for our bodies, attitudes, and minds. I tend to put off tomorrow what I should be doing right now. Especially anything physical. My goal is to do better this summer. I know my body will be thankful if I work out some of the kinks that set in when sitting or standing in one place for too long. Truly, my mind works so much better when I return to the project at hand. I must remind myself of that when I am arguing with myself over "get it done" or "take 10". 10 isn't going to mess up the get it done. It will get it done quickly in comparison to the physical aches and pains of not taking 10.

So join me in my goal of taking a 10-minute walk, stretch, rebounder, or any short period of movement. It can be rewarding in unexpected ways.

JUNE CALENDAR

- **Guild Meeting**
June 2 **1pm & 7pm**
 1st Congregational Church 2201 7th Ave, Moline
- **Quilts of Valor**
June 2 **9am - 2pm**
 Heritage Church 4801-44th St, Rock Island
- **Carl Hentsch Workshops**
June 3 New Barn Raising..... **9:30am - 4:00pm**
June 4 Seeing Spots..... **9:30am - 4:00pm**
June 5 Shattered Dresden..... **9:30am - 12:30pm**
 Deere Wiman Carriage House 909 - 11th Ave, Moline
- **Quilters Get Away**
June 5 **9am - 4:30pm**
June 6 **9am - 7:30pm**
 Deere Wiman Carriage House 909 - 11th Ave, Moline
- **Fiber Arts**
June 9 **9am - 3pm**
 Eastern Ave Library 6000 Eastern, Davenport
- **Board Meeting**
June 9 **6pm - 8:30pm**
 Butterworth Home (Orchid Room) 1105 8th St Moline
- **Charity Quilters**
June 11..... **9am - 3pm**
 Butterworth Education Center 701-12th Ave, Moline
- **Quilt Queens Breakfast**
June 11 **9am**
 Village Inn, 53rd & Elmore ** All are welcome.
 RSVP Judy Nelson, 563-271-7140
- **Scott County Sit & Sew**
June 12 **9am-3pm**
 Scott County Library 200 N. 6th, Eldridge
- **Fairmount Library Sit & Sew**
June 12 **9am - 3pm**
 3000 Fairmount, Davenport *Beginners Welcome!*
- **Virtual Sit & Sew**
June 15 **1pm - 4pm**
 Karla Miley, 309-738-5227
- **Cuddle (Doll) Quilts**
June 16 **9am - 2pm**
 Butterworth Education Center 701-12th Ave, Moline
- **Quilt Queens Sit & Sew**
June 18, June 25..... **9am-3pm**
 Eastern Ave Library, Rm A, 6000 Eastern Davenport
- **Mod Squad Quilters**
June 18 **6:30pm**
 St John Lutheran Church 4501 7th Ave Rock Island
- **Pin Pals Sit & Sew**
June 23 **9am - 3pm**
 Butterworth Education Center 701-12th Ave, Moline
- **Program Committee Meeting**
June 24 **9am - 11:30am**
 Butterworth Home (Orchid Room) 1105 8th St Moline
- **Quilt Show Meeting**
June 28 **1:30pm - 4:30pm**
 Deere Wiman Carriage House 909 - 11th Ave, Moline

PROGRAMS

JUNE 2: Carl Hentsch will present two lectures exploring color, inspiration, and quilt design.

1 PM: “Amish-Inspired Quilts for Today” Quilt designer Carl Hentsch has long admired Amish quilts and quilters. Living near an Amish community allowed him to gain an appreciation for their beautiful quilts and traditional methods. This lecture explores Amish-inspired color and design using modern fabrics and techniques, featuring basket, log cabin, and star quilts with rich bursts of color based on a six-color color wheel.

7 PM: “New York Beauties & Flying Geese” Carl shares the inspiration and color stories behind the quilts from his current book, *New York Beauties & Flying Geese*, along with quilts that have influenced his quilting journey.

JUNE 3, 4, 5 Carl Hentsch Classes: There is still time to sign up! Classes are stand alone-take 1, 2, 3. All classes will be held at the Carriage House, 817 11th Ave, Moline, IL 61275; Cost is \$35 per class, payable to MVQG; See supply list at end of newsletter. Lunch provided for \$10/day for June 3rd and 4th. To sign up contact Julia Warner at program1@mvqg.org or 563.321.7572

JUNE 3 New Barn Raising 9:30 - 4:00 A log cabin quilt taken a step further using star settings and 45-degree diamonds. Learn Y-seams and effective use of 45-degree rulers while creating a dramatic design

JUNE 4 Seeing Spots 9:30 - 4:00 Learn curved piecing, foundation piecing, and machine appliqué using New York Beauty blocks and Flying Geese arcs. Complex piecing made simple.

JUNE 5 Shattered Dresden - half day class! 9:30 - 12:30 A half-day workshop focused on advanced foundation piecing using complex shapes and templates. Students should complete at least one block.

JULY 7 Potluck, Sewing Space Game & Meeting

1 PM: Please bring a main dish or dessert to share

7 PM: Please bring an appetizer or dessert to share


The Guild will provide disposable tableware, water, and drinks

Sewing Space Game: Can You Match the Name to the Sewing Space? Please send an email by June 30th to skillbuilder@mvqg.org and include the following: Your name and Electronic photo of your sewing space. Contact: Denise Greer, Skillbuilders Chair 309.269.0940

AUGUST 4 Jane Darin

1 PM: “Using Your Scraps & Stash” Do you struggle to control your scraps? Do your Scrap quilts look like crap? We look at various size building blocks of quilts, so you can decide how to cut those scraps. Then we dive into the stash, pulling out those accent fabrics to give order to those scraps. Let’s get those “quilts” stuck in the stash into a finished project.

7 PM: “Fast, Fun & Fabulous Quilts” Great quilts don’t have to be hard. Learn techniques to get those quilts together faster. These quilts are great for charity, those not quite ‘quilt worthy’ people or the last minute need. Expect to find at least 1 “wow” project.



New Barn Raising



Seeing Spots



Shattered Dresden

May Meeting Statistics

Afternoon Meeting

89 Members, 0 Guests
0 New Members

Evening Meeting

44 Members, 3 Guests
1 New Member

Total Members: 248

MAY DOOHICKEY Drawing Winner:

Linda Klyman

APRIL NAME TAG WINNERS

Afternoon: Maureen Conrad, Claudia Duyvejonck, Mary Korreect, Kathy Lage, Paula Schumann, Sally Stewart, Janet Zahrt

Evening: Kathee Secor, Barb Schloemer, Deb William, Shannon Woods

JUNE DOOHICKEY

The tickets are \$1.00 each

- Hexie Dreams Pillow Pattern & Kit
- Beeswax Thread Conditioner
- Position & Press Silicone Tools
- Zipper Case
- Large Eye Milliners needles, size 8
- Thimble Pot
- Seeds of Inspiration notebook



Please send newsletter articles to: newsletter@mvqq.org

July's Newsletter deadline is June 12th, 2026



Committee Spotlight: MVQG Library

DID YOU KNOW...

The MVQG library contains almost 1,000 books. Books cover a range of subjects – piecing, applique (both hand and machine), embroidery, history, etc. Generally, each month, 10 totes, or about 100 books are brought to the meeting for members to check out. Check out time is 2 months. Books are not brought to the July and December meetings when we do the summer celebration and the holiday party.

Not seeing the book that you are looking for in this month's totes? Ask a librarian! Given enough warning, we can dig through the totes in storage and bring you the book you are looking for. The library committee also has a small amount of money allocated to it each year, so if there is a book that you would like to see added to the library, let us know!

Some books from the library are missing. Perhaps we were away from our totes and you took one without checking it out? Guild Library books may get buried deep in your fabric stash. We don't charge fines for overdue books, same as the Moline Public Library. So, should you discover one, please bring it back! We also welcome donations of books printed between the years 2000 - 2026.



Cindy Anderson, Theresa Ralfs, Paula Schumann, Library Committee

EVENTS AND COMMITTEE REPORTS

EVENING MEETING TIME CHANGE VOTE

The MVQG Board has discussed the possibility of moving the evening meeting earlier so it does not run as late into the evening. **At our June 2, 2026 meeting, members will vote on options for the start time of the evening meeting.**

We will vote on one of the following options:

- Evening meeting start time **6:00 PM**
- Evening meeting start time **6:30 PM**
- Keep the evening meeting start time at **7:00 PM**

NOTE: THE AFTERNOON MEETING WILL REMAIN THE SAME

MISSISSIPPI VALLEY FAIR



We will be doing Make-N-Takes and Demonstrations at the Mississippi Valley County Fair on August 5 from 10am–3pm. We are looking for four Make-N-Take ideas and four demonstrations for the morning (10am– 12:30pm) and afternoon (12:30pm–3pm) shifts. Demonstrations do not need to be the same for each shift. Participants will receive an Admission pass to the Fair at the August meeting.

If you have ideas or questions, please contact:

**Community Education Co-Chair Gail Ethier at gailethier@mac.com
OR Chair Diana Engelbrecht at communityed@mvqg.org**

SEWING SPACE MATCH-UP

Sewing Space Game

Can you match the name to the sewing space?

Send an email that includes 2 things to:

Skillbuilder@MVQG.org
•Your name

- 1 electronic photo of your sewing space (you know, where you spend all your time except when you are buying more fabric!)

Your email must be submitted to **Skillbuilder@MVQG.org** by June 30th.

This game will be played at the MVQG Summer Potluck meeting on July 7th.

**Denise Greer, Skillbuilders Chair,
skillbuilder@MVQG.org, 309-269-0940**

2026 UFO CHALLENGE



This quarter's project is #3 on your list.

There is still time to join!
Forms are on page 16 of the newsletter. Don't forget to make a copy for yourself before turning in your form.

Remember: Photo proof of completion must be emailed to:
Kathee Secor kathee@frontiernet.net
by Sunday July 5, 2026 (before the July meeting). Good luck!

Kathee Secor and Mary Kay Hymes, UFO Challenge Coordinators

FIBER ARTS

The Fiber Arts group will meet Tuesday, June 9, 2026 at the Davenport Public Library Eastern Avenue Branch. Everyone is welcome. Inspire and Create is scheduled from 9am-3pm, where you can work on anything of your own that you choose to do. The morning workshop, 9:30am-12:00pm, will be learning knotless netting with waxed linen with Gail Ethier. This is suitable for all levels. The meeting will begin at 1pm. Everyone is reminded to wear their name tag in order to enter the name tag drawing prize. There will be a show and tell of finished projects by members of the group. Further questions, contact Colleen Curry by phone or email.

Colleen Curry, cocu@csteldridge.com 563-285-1305 (land line)

SKILL-BUILDER WORKSHOP



Skill-Builder Workshops are a wonderful opportunity to learn a technique from one of our own MVQG members.

Paper Piecing Beginner Part II & Intermediate.

Mary Newcomb



Saturday July 18th Deere-Wiman Carriage House, 817-11th Ave, Moline

Doors open 9:00am, Class 9:30am - 3pm.

Denise Greer, Skillbuilder Workshop Committee Chair, skillbuilder@mvqg.org

ELDRIDGE LIBRARY EXHIBIT



Come see the exhibit at the
Scott County Library
200 N. 6th Ave, Eldridge, IA

It may be small, but it is always mighty!
It will be there from
May 1, 2026 - August 30, 2026

Diana Engelbrecht, 563-370-4239

Beginner QUILTING



Beginners Welcome!

Are you a Beginner or just needing some help figuring out a project? This is for those who need help or just want someone around to guide if needed.

Come to the Fairmount Library Sit and Sew, 3000 N. Fairmount St, Davenport.

Donna Lanman and Diana Engelbrecht will be there to help you. If we do not have an answer, we will find someone who does. We have kits you can use to learn.

Diana Engelbrecht, 563-370-4239
dipraisinhim@aol.com

CUDDLE (DOLL) QUILTS



Come join us this month at the Deere Wiman Carriage House on the 3rd Tues, June 16, 2026: 9:00am - 2:00pm. We are looking for help with batting. If anyone has left over batting from quilts, we could use it. It would be so great to have some help creating cuddle quilts. Come with some ideas for designs, or if you have some in the works, come and sew a while. I'll bring cutting mats, cutters, and iron. I know you always tell me you prefer to sew at home, and I totally understand, so just come and play with fabric for a few hours. Help reach our 1000 goal in 2026!

Debbie Schladt, CQ Chair 309-786-4387; Margaret Paulos, Co-Chair 563-323-5745

2026 QUILT GUILD CHALLENGE



The 2026 Quilt Guild Challenge Theme is **“SPIRIT”**.

It is the time of the year to announce the theme for the 2026 Quilt Guild Challenge. The Challenge begins in January and quilts will be displayed and voted on by the guild members at the September Guild meeting.. Prizes will be awarded at the end of the meeting. These quilts may be entered in the 2026 Quilt Show in the Challenge Category.

Quilts may be any size **up to 36 INCHES IN LENGTH AND/OR WIDTH**
ANY TECHNIQUE may be used

COST IS \$1 PER QUILT, Sign up in the L or contact JO NOON, Challenge Chair.

NOTE: SPIRIT is defined as the soul of a person, divine influence “Holy Spirit,” Supernatural Being “Ghost,” Feelings or Mood “Good Spirits,” Vigor and Courage “Pride in Nation or Country,” Sense of Membership “Team Spirit,” National Spirit “Our Nation’s 250th Anniversary in 2026,” Hard Liquor

Jo Noon, Challenge Chair

DONATION REMINDER

There will NOT be a Second Hand Treasures sale at the Great River Quilt Show this year.

At this time, we are only accepting donations related to a death in the family or downsizing, and several of those donations are currently being sorted.

Because there is no good opportunity to hold a garage sale before or after the show this year, donations for general stash and sewing-room clean-outs are temporarily paused.

Donations will reopen once a future sale date is determined.

**Quilt
Stitching**
— by Shelly —

Professional
Computerized
Longarmer

quiltstitchingbysHELLY.com

shelly@quiltstitching.com

qbsstudio.com

563-503-5553



QUILTS OF VALOR

Well spring has sprung and my Rhubarb patch seems to be healthy this year. YUM We had a great ceremony Sunday the 17th of May.

A huge thank you for all the help that day in set up and tear down. For all the cookies. Thank you to those who worked that day for me. Especially to all the veterans who received a quilt. We had invited 68 (always a difficult time with graduations) but here are the numbers.

37 were awarded
1 had already rec'd one from before
4 said no thank you
13 moved to November 1st ceremony
13 private deliveries to be made (2 are done as of today)
We also gave an extra one yesterday.
We received 9 names for the November ceremony.
A great day by all

I will be speaking at the Kalona Iowa quilt museum on June 9th. They have a display of R-W-B quilts for the 250th birthday of America and they asked me to speak. Should be exciting to see. So thank you again for all you do for our veterans!

Humbly grateful,

Terry Austin, QC QOV 309-912-1063

Historical Interest

I want to go back a bit in history. We had Grandpa in 1849, the Civil War from 1861–1865, and before that, on December 28, 1846, Iowa officially joined the Union and became the 29th state. People on the East Coast decided to move West.

Here is another Family and Friends story. My mother went to a one-room country school and maintained a friendship with her schoolmarm! Miss Allie lived in a huge Victorian house in Rolfe, Iowa, and we girls got to visit. The house had a huge front staircase, and in the back there was the servants' staircase. We would run up the front staircase, gallop across the second floor, and race down the servants' stairs. She never once told us to be quiet or slow down!!



Mrs. Grant, Allie's mother, told us she had lived in Baltimore. Her hubby moved to Iowa first. She said she would come to Iowa when the train could bring her, and she waited for the house to be built.

So what does this have to do with quilts? Lots and lots of people came West, and many friends stitched quilts with names on them. One of the most popular quilts was the album quilt. (Usually an album quilt would have lots of different blocks, like the Baltimore Album quilts.) Here's an album block. The maker would write her name in the center space. Wahla—a signature quilt!

Well, the powers that be say we are no longer to call them Signature Quilts, because the signatures might not actually be signatures. Someone else may have written the name. So now we are supposed to call them Inscribed Quilts!

Catherine Litwinow, Historian

2026 GREAT RIVER QUILT SHOW NEWS



2026 Quilt Show News

Hello Quilters!!

Have you marked the following dates on your calendar?

Very important dates this year for the Mississippi Valley Quilters Guild are **October 13, 14, 15, 16 and 17**. Those are the dates of the 2026 MVQG Great River Quilt Show and Quilt Show Set-Up. Please mark these dates on your calendars now so you can plan your schedule to volunteer on these dates. Many hands will be needed to help make this show a success. We will need your hands and the hands of your significant other and maybe even your kids, your neighbors, your friends, and your 2nd cousin twice removed too.

**October 13, 14 and 15 are set-up, Quilt Intake and Quilt Hanging days.
The show is open to the public October 16th and 17th.**

For those of you new to the MVQG we hold our quilt show every 2 years. It is the guild's major fundraising event. Funds earned through the show help support the guild's many activities and allow us to bring national teachers/lecturers to the QCA. It is also an opportunity to showcase to the public the many talents of our members (yes, you are talented) and educates us through the optional judging process.

There will be many opportunities to help before and during the show. Job descriptions will be published in the July newsletter. Sign-ups will begin in August.

Dorine Donaubaauer, Quilt Show Volunteer Chair, (309) 428-0840

Quilt Show Quilt Return Chair Needed

A Quilt Show Committee Chairperson Needed

Quilt Show Chairperson Peggy Fierst is in dire need for a chairperson for the Quilt Pick-up / Return committee. This is a vital position that needs to be filled now. There are only 5 months until the MVQG Great River Quilt Show!

When the quilt show is over on Saturday October 17th at 4PM, all of the member's beautiful quilts need to be returned to them. As the quilts are taken off of the display stands, they are taken to the pick-up area to be organized for distribution. Members with quilts to pick up receive a number. When their number is called, they pick up their quilts. You will have plenty of volunteers to help organize the quilts and to be runners.

If you have any questions, or to volunteer to be the chairperson, please contact Quilt Show Chair Peggy Fierst or Volunteer Chair Dorine Donaubaauer.

**Peggy Fierst, Quilt Show Chair (507) 513-3936, quiltshowchair@MVQG.org
Dorine Donaubaauer, Quilt Show Volunteer Chair, (309) 428-0840**

Boutique Assistance Needed

Come help prepare for the Quilt Show Boutique!
Where: Dawn Thompson's Home 12412 100th Avenue Davenport, IA
When: June 15, 2026
Time: 10:00 to ?

We will be making kits, pricing items and deciding if we need more items.
Please bring a lunch and let me know if you are interested.
If this meeting needs to be canceled, please check your email, or social media for the Guild
Dawn Thompson, Quilt Show Boutique Chair, 563-349-1853

Quilt Show Raffle Baskets

Do you know someone who owns a business in the QCA—a friend, neighbor, family member, dentist, or coworker? If you feel comfortable asking whether they might consider donating items, sponsoring a raffle basket, or making a monetary contribution for our 2026 Great River Quilt Show raffle baskets, we would greatly appreciate it. Interested businesses may contact me at rafflebasketchair@mvqg.org. Forms are available at the end of the newsletter and at guild meetings.
Karen Mach, Quilt Show Raffle Basket Committee Chair 563-343-0470

Quilt Show Appraisals

Registration will be open from **June 1, 2026 to August 23, 2026 at 11:59 PM.**

As in the past, you will receive an email confirmation of your registration. If you do not receive one or need to double check that the item was submitted, you can contact me, Lynn Figg at figg636@gmail.com or by phone at 563-370-6910. Please leave a message or text me as I have been getting a large amount of spam calls and this is how I screen them. I will NOT be sending an email to each individual person with a list of their entries for this show like I did for the 2024 show. There have been some changes made to submit items in the show. You will be asked to sign that you have read these guidelines and understand the expectations. Also, please check the website for the list of categories, as there have been some changes to these as well.

There will be paper copies available of the registration form starting in June at the meetings for those who have internet and/or computer issues.

Lynn Figg, Quilt Show Registration Chair, figg636@gmail.com, 563-370-6910

Quilt Show Guidelines/Rules and Categories

The Guidelines/Rules for entry into the 2026 Show, along with the show categories, are included on pages 13–15. Please review them carefully, as there have been several changes since the 2024 Guidelines and Rules.

Please read BOTH.

We will answer questions at the monthly meets or you can text or call Diana at (563) 370-4239.

Quilt Show Appraisals

What is a quilt appraisal? A quilt appraisal is a formal written document from a certified professional, such as the AQS or PAAQT, that assigns a monetary value to a quilt based on its technique, age, and condition. Appraisals are essential for insurance (to cover loss/damage), fair market value (to sell), or for donation purposes (for IRS deductions).



Appraisers analyze the fabric, construction, pattern, age, and overall condition of the quilt. They appraise quilts of all ages – from antique to newly created. Certified appraisers are experts in quilt history and market trends, ensuring an accurate and reliable valuation.

Why get an appraisal?

- **Insurance:** Ensures your quilt is covered by insurance, providing a firm monetary value in case of loss or damage. Your insurance company may require a separate rider for coverage.
- **Historical Documentation:** Documents a quilt's origin, maker, and age.
- **Validation:** Professional acknowledgment of the artistic, creative, and time investment (provenance).

The MVQG's Great River Quilt Show is offering quilt appraisals by Chris Moline, a Certified AQS Quilt Appraiser, by appointment during our show in October. Cost is \$60 per item. We will start taking appointments in July. Appointments are open to both MVQG members and the general public. If you have any questions, please contact Dorine.

Dorine Donaubauer, Quilt Show Appraisals Chair, (309) 428-0840



2026 Quilt Show Challenge

Emphasis on the Curves

"If you can sew a straight line, you can quilt"—but this year, we're going beyond straight lines!


The 2026 Quilt Show Challenge invites you to explore the beauty of curves through piecing, appliqué, quilting motifs, or even optical illusions.

Go traditional, modern, subtle, or bold—the choice is yours.

Challenge quilts may be no larger than 30" x 30"

Let the inspiration photos spark your creativity—we can't wait to see your take on **Emphasis on the Curves.**

Peggy Fierst, 2026 Quilt Show Chair



Raffle Ticket Seller Rewards

Guild members have an added
incentive for raffle ticket sales this year:

**\$100 – Most tickets sold by an
individual member \$75 – Second-most
tickets sold \$25 – Member who sells the
winning ticket**

Need more raffle tickets? See Michelle Bailey. Every ticket sold supports the
success of our quilt show—thank you for helping spread the word!

**Peggy Fierst, Quilt Show Chair
Michelle Bailey, Webmaster**

2026 GRQS Raffle Quilt Details

Carousel Medallion

Size: 76”x76”

Pieced by: Shelly
Moore, Cheryl Peck,
Susan Nixon, Julia
Warner, Alex Wilson

Quilted by: Shelly
Moore of Quilt
Stitching by Shelly

Pattern by Jessica
Plunkett of Maeberry
Square

Bonus: Two Pillows
included!

Tickets \$1 each or 6
for \$5



VOLUNTEER SPOTLIGHT



Kathee Secor

Meet **Kathee Secor**, our Garage Sale Chair.

Kathee began quilting in 1978, when she took a few classes with her mother. She set quilting aside to enjoy cross-stitch until 1993, when she picked it back up again.

Kathee's work reflects her artistic mood. During a period of time she loved hand appliqué. Currently she finds joy in scrappy quilts and traditional patterns. She still finds some time for knitting, crochet, cross-stitch.

Since first joining our ranks in 1998 & 1999 (and returning for good in 2005), Kathee has been the definition of a "helping hand." She has been three time Co-Chair of the Quilt Show, Vice President, 2 terms as Secretary and is current Member at Large, UFO Challenge Co-Chair, and Garage Sale Chair.

Born in Moline, Illinois, Kathee's life has taken her from the Midwest to Virginia—where she lived a couple of years while her husband, Rick, was in the service—before settling back in Orion for the past 50 years. After earning her BA from Western Illinois University and her nursing degree from Black Hawk College, she worked at Franciscan Hospital and later at the Rock Island Arsenal in both medical and personnel roles. She retired in 2005.

When Kathee isn't at her sewing machine, you might find her attending summer concerts or enjoying a show at Circa '21 with friends. She is also an active member of her church. In earlier years you could find her and Rick country-western dancing on the dance floor.

At the heart of Kathee's world is her family. While she has faced profound loss, including the passing of her youngest son and her mother in 2005 and husband in recent years, she remains a pillar of strength for her surviving son, five grandchildren, and four great-grandchildren. Among them is her "best bud," her great-grandson Bentley, with whom she shares a special bond.

Meet **Gail Ethier**, Co-Chair of Community Education.

Gail's journey into quilting began before she entered college in a class. Using cardboard templates, she suggested a radical idea: cutting straight lines across the fabric and then into squares. She was told it was a "dumb idea"—a comment that seems ironic today, given how modern quilting relies on strip piecing.

Although she tried quilting again during college, it wasn't until about ten years ago that she decided to get serious about it. Entirely self-taught, Gail enjoys Free-form and random quilting styles, letting fabric and color to lead the way.

Gail joined the MVQG seven years after discovering the Fiber Arts group was part of the MVQG. "I felt I should support the organization that supported such a great group," she says.

In addition to serving as Co-chair of Community Education, Gail served on the Secondhand Treasures committee for the 2024 show and the 2025 garage sale. Most know her best for her signature zipper bag classes, fiber arts instruction, and willingness to help whenever needed. Whether it's a technical question or need for an extra set of hands, Gail is always ready to jump in.

Gail graduated from the University of Minnesota with degrees in Computer Science and Applied Design, along with a Master's in Color Theory. She worked at the Pacific Science Center in Seattle as an exhibit prototyper, "mucking up and building exhibits" with a team of "creative crazy people."

Born in St. Paul, Minnesota, Gail later lived in Seattle and San Diego before moving to the Quad Cities with her husband, Eric. Their daughter is currently "launching into adulthood" after graduating from Augustana College with a degree in Physics.

When she isn't quilting, Gail is a true scholar of the arts. She is a kite maker and flyer (specializing in Delta Kone and stunt kites), and her repertoire includes marbling, weaving, basketry (including cedar bark), wirework, jewelry, watercolor, and life drawing.

Outside of the studio, Gail is the resident "handy lady" of her household, capable of fixing just about anything. She also claims a very specific area of expertise: she is an expert at scratching cats under the chin exactly the way they like it.



Gail Ethier

Guidelines for the 2026 Great River Quilt Show

1. You must be a member of the Mississippi Valley Quilters Guild for the year your entry is due (September 1, 2025-August 31, 2026) and the year the show is in (September 1, 2026-August 31, 2027). If you were a member of the guild the prior year (2024-2025), a full membership fee of \$35 will be due no matter in which month you are renewing your membership.
2. Item must be entered by August 25, 2026, 11:59 PM.
3. Category sizes may be adjusted by the entry/judging room committees as needed for bed, wall, and art categories to balance numbers for judging.
4. Entries must **not** have been shown in a previous MVQG quilt show.
5. In the bed quilt categories: Proportionate=square or longer than it is wide.
6. Collaborative categories include 2 or more makers. **You must always include the quilter in your thought processes when entering.**
7. To be judged, your entry must have 3 layers (top, batting, and back) quilted together. The exception to that rule is the miscellaneous category where quilts without batting such as crazy quilts, wool quilts, and cathedral windows may be entered.
8. To be judged, the back must be visible. DO NOT cover the back of your work. The judges need to see the BACK as well as the front of your work.
9. A 4-inch sleeve must be attached to the top of the back of the quilt. If your quilt is longer than 90 inches, measure 90 inches up from the bottom and attach the sleeve at that level. Instructions for the sleeve can be found on our website at mvqg.org/great-river-quilt-show
10. Labels Required: Title of quilt and maker's name and anything else you want to include. Best placement is on **the back bottom left corner**.
11. Items should be clean and odor free.
12. For copyright purposes, please identify designer and pattern or recognize the source of inspiration where requested on the entry form.

CATEGORIES/ITEMS NOT ELIGIBLE FOR BEST OF SHOW:

- 1700-Found and Finished
- 1900-Wearables: Garments, Bags, Purses, Accessories
- 2000-Miscellaneous
- 2100 Show Challenge
- 2300-Junior (Non-judged)

ALL OTHER CATEGORIES ARE ELIGIBLE FOR BEST OF SHOW.

DEFINITIONS:

- **All Hand Done:** Piecing and quilting must be done by hand. Backing may be machine pieced. Binding may be attached by machine but must be finished by hand.
- **Small Bed Quilt:** Crib to Full (up to 69" wide and proportionate in length)
- **Large Bed Quilt:** Queen to King (over 70" wide and proportionate in length)
- **Solo:** Constructed, stitched, and quilted by ONE MAKER ONLY
- **Collaborative:** Constructed, stitched, and quilted by 2 or more makers (piecers and/or quilters). 2 ribbons awarded per placing.
- **Pieced:** Pieced by hand or machine. No other techniques allowed (no embellishments, no appliqué, etc.).

- **Applied Techniques:** Any technique ‘applied to the fabric.’ Appliqué, painting, beading, crystals, etc., or any combination of these techniques is allowed in addition to piecing.
- **Computer Guided Piecing, Embroidery and/or Appliqué:** Any item a computerized embroidery type machine is used. This class is for all items such as bed quilts, wall quilts, tree skirts, bags, etc.
- **Art:** Original designs only—no patterns or kits allowed. Quilts will be required to include a **short** (50 word) artist’s statement listing all techniques/methods used. (This should not include where/why the fabric was purchased.) Statements may be read aloud for the consideration of the judge. The category will be divided into sizes to balance the numbers to be judged.
- **Modern:** May be pattern or kit. Must utilize ‘modern’ style in piecing and quilting design.
- **Wall Quilts:** Designed to hang on a wall.

Categories for 2026 Great River Quilt Show

1100- All Hand Made: Must be made entirely by hand, with no machine sewing/quilting other than sewing the binding to the front of the quilt and piecing the back. All sizes, techniques, makers allowed.

Small Bed Quilts: Used on a bed or crib; up to (and including) 69” wide and proportional in length.

1110- Small Solo, Pieced: One person made top and quilted it. **Only** piecing is allowed, no appliqué or embellishments of any kind will be allowed.

1120- Small Solo, Applied Techniques: One person made top and quilted it. All appliqué, painting, embellishments, combination of techniques with piecing, as well as entirely appliquéd quilts and whole cloth quilts.

1130- Small Collaborative, Pieced: Two or more persons (piecers and/or quilters) worked on any part of making the quilt. **Only** piecing is allowed, no appliqué or embellishments of any kind will be allowed. 2 ribbons will be awarded per placing.

1140- Small Collaborative, Applied Techniques: Two or more persons (piecers and/or quilters) worked on any part of making the quilt. All appliqué, painting, embellishments, combination of techniques with piecing, as well as entirely appliquéd quilts and whole cloth quilts. 2 ribbons will be awarded per placing.

Large Bed Quilts: Used on a bed; wider than 70” and proportional in length.

1210- Large Solo, Pieced: One person made top and quilted it. **Only** piecing is allowed, no appliqué or embellishments of any kind will be allowed.

1220- Large Solo, Applied Techniques: One person made top and quilted it. All appliqué, painting, embellishments, combination of techniques with piecing, etc. as well as entirely appliquéd quilts and whole cloth quilts.

1230- Large Collaborative, Pieced: Two or more persons (piecers and/or quilters) worked on any part of making the quilt. **Only** piecing is allowed, no appliqué or embellishments of any kind will be allowed. 2 ribbons will be awarded per placing.

1240- Large Collaborative, Applied Techniques: Two or more persons (piecers and/or quilters) worked on any part of making the quilt. All appliqué, painting, embellishments, combination of techniques with piecing, as well as entirely appliquéd quilts and whole cloth quilts. 2 ribbons will be awarded per placing.

1300- Computer Guided Piecing, Embroidery and/or Appliqué: Any item a computerized embroidery type machine is used. The computer guided piecing, embroidery and/or appliqué is the predominant design element (50% or more). This class is for all items such as bed quilts, wall quilts, tree skirts, bags, etc.

1400- Miniature: Miniature quilts should look like a full-size quilt or wall hanging that is reduced in scale. The maximum size is 24" x 24". All techniques, all makers.

1500- Modern: Quilt should have a clean, modern design and a strong visual impact. Modern quilts often use asymmetry, improvisational piecing, minimalism, negative space, a reinterpretation of traditional blocks or the lack of a visible block structure. They are machine or hand quilted in a way that is complementary to the design.

WALL Quilts - Categories may be tweaked to balance numbers of entries.

1610 - Wall Small, Pieced: - Quilts will be under 35" wide. Patterns and kits allowed. **Only** piecing is allowed, no appliqué or embellishments of any kind will be allowed.

1620 – Wall Small, Applied Techniques - Quilts will be under 35" wide. Patterns and kits allowed. All appliqué, painting, embellishments, combination of techniques with piecing, etc. allowed, as well as entirely appliquéd quilts and whole cloth quilts.

1630 - Wall Medium, Pieced: - Quilts will be between 35" and 55" in width. Patterns and kits allowed. **Only** piecing is allowed, no appliqué or embellishments of any kind will be allowed.

1640 – Wall Medium, Applied Techniques - Quilts will be between 35" and 55" in width. Patterns and kits allowed. All appliqué, painting, embellishments, combination of techniques with piecing, etc. allowed, as well as entirely appliquéd quilts and whole cloth quilts.

1650 - Wall Large, Pieced: - Quilts will be over 55" in width. Patterns and kits allowed. **Only** piecing is allowed, no appliqué or embellishments of any kind will be allowed.

1660 - Wall Large, Applied Techniques - Quilts will be over 55" in width. Patterns and kits allowed. All appliqué, painting, embellishments, combination of techniques with piecing, etc. allowed, as well as entirely appliquéd quilts and whole cloth quilts.

1700-Found and Finished: Quilts will include all sizes, all techniques. Quilts must have been started by another quilter (known or unknown) and finished by entrant(s)

1800-Art: Any size. MUST be completely original design. **Absolutely no patterns or kits allowed.** Cannot be inspired by an existing pattern. Categories will be determined by the number of entries.

1900 - Wearables: Garments, Bags, Purses, Accessories Items do not need to be quilted. All techniques, all makers allowed. Pattern designer required on entry form.

2000- Miscellaneous: Any entry that does not fit into any other category and items such as 3-D or household items. Examples: table runners, place mats, and those quilts without batting (only 2 layers) such as crazy quilts and cathedral windows. All techniques, all makers allowed. Do not enter a quilt that fits into the bed or wall quilt categories.

2100-MVQG Quilt Show 2026 Challenge, Emphasis on the Curves: Maximum size is 30 x 30 inches. Traditional, modern, or art techniques can be employed. Show us your curves! Anything from Storm at Sea, Drunkards Path, improv, or something that looks curvy to you.

2300- Junior: Entrant must be under the age of 18 and be a child/grandchild of a member. Each entry will receive a participation ribbon. **(Non-judged category)**

2400- For the Joy of Sharing (Non-judged): For items which simply want to be seen and not judged!

MVQG 2026 UFO Challenge

1. List 4 UFO's. We are keeping the option to add 2 additional projects (A & B). These can be substituted for your project. Fill in the form with a brief description of the current status of the UFO and what your goal is for the project, ie., whatever YOU want to achieve for each project. **Be sure to make a copy for yourself!!**
2. Mail* your completed form and \$5 fee to Mary Kay Hymes or turn this in at any Guild meeting.
*See membership book for address.
3. The numbers will be drawn at the January, April, July and October Meetings.
4. Photo proof of completion must be **EMAILED to Kathee Secor**, (kathee@frontiernet.net) by or on **the Sunday Before** the April and July, 2026 Meetings. October 2026 and January 2027 should be sent to Mary Kay Hymes (mkhymes@gmail.com). Mark your calendar. **PLEASE USE THE FOLLOWING AS THE SUBJECT: UFO CHALLENGE # __.** Also, notify us if you substituted either A or B for the drawn number. This enables us to quickly find your project if you have any questions. Please bring your UFO to the guild meeting for Show and Tell on the month it is due.

1. _____

2. _____

3. _____

4. _____

A. _____

B. _____

Signature: _____ Date: _____

Email: _____ Phone: _____



Mississippi Valley Quilters Guild

Great River Quilt Show October 16th & 17th, 2026

The Mississippi Valley Quilters guild is preparing for the 2026 Great River Quilt Show. **As a 501(c)(3) non-profit organization**, the quilt show is our primary source of revenue for the guild activities and the many charitable organizations we support. Raffle baskets and sponsorship are a major part of these fund raising efforts.

We are asking your business to support the guild by donating goods or funds to build raffle baskets or to support the guild through a sponsorship of \$250.00, \$500.00, or \$750.00.

Raffle baskets typically have a theme reflecting a variety of interests. Some of these themes have included automotive, gardening, children, nature, holidays, get-aways, pets, and of course quilt related themes. They include quality goods, gift certificates, classes, services etc.

In 2024 the guild hung close to 500 quilting exhibits and welcomed over 1500 visitors to the Great River Quilt show held at the Mississippi Valley Fairgrounds in Davenport, IA.

Charitable organizations the MVQG has supported include: Head Start of Scott Co, IA and Rock Island Co, IL — Quilts of Valor — Habitat for Humanity — De La Cerda — Beacon of Hope — In Touch Adult Daycare — Birthright Pregnancy Resources — Empowering Abilities __ and centers for both domestic and substance abuse.

MVQG is committed to the education and encouragement of its members and the community (both young and old) in the art of quilting and other fiber arts.

All of this is accomplished by the countless volunteer hours of our members and the generous contributions from the Quad City community and beyond.

All raffle basket donors will be acknowledged on the basket, on our website, and in our newsletter. **Details regarding sponsorship are included on the next page.**

We appreciate your consideration of our request for raffle basket contributions or sponsorship. We request that sponsorship forms and raffle basket donations be received or arrange pick up by July 15th, 2026

Please reach out to the contacts below with any questions or to arrange a pick up time for local donations.

Thank you,

Karen Mach
MVQG Quilt Show Raffle basket co-chairperson
rafflebasketchair@mvqg.org
563—343-0470

Peggy Fierst
MVQG Quilt Show Chairperson
quiltshowchair@mvqg.org
507-513-3936



SPONSORSHIP DETAILS AND RESPONSE FORM

There are 3 levels of sponsorship

O Blue Ribbon-Mariners Compass – \$750.00

Your business name/logo will be displayed at the main entrance of the show and on the quilt show floor with the Blue Ribbon winners.

Sponsorship announcements during the show

12 months of advertising/acknowledgment on the MVQG website and in the Guild newsletter beginning August, 2026

4 Quilt Show entry tickets

O Red Ribbon-Double Wedding Ring – \$500.00

Your business name/logo will be displayed at the main entrance of the show and on the quilt show floor with the Red Ribbon winners.

Sponsorship announcements during the show

9 months of advertising/acknowledgment on the MVQG website and in the Guild newsletter beginning August, 2026

2 Quilt Show entry tickets

O Gold Ribbon-Flying Geese – \$250.00

Your business name/logo will be displayed at the main entrance of the show and on the quilt show floor with the Gold Ribbon winners.

Sponsorship announcements during the show

6 months of advertising/acknowledgment on the MVQG website and in the Guild newsletter beginning August, 2026

2 Quilt Show entry tickets

Please indicate your level of sponsorship, fill out the information below, and return this page along with a check made out to MVQG to the address below. Send a digital copy of your logo, and a digital copy of your business card (or a business card sized add) to be used as advertisement at the show and on our website to one of the email addresses below.

Business Name _____

Address _____

Contact Name _____

Contact Phone Number _____

Contact email _____

Mississippi Valley Quilters Guild
PO Box 2636
Davenport, IA

rafflebasketchair@mvqg.org

quiltshowchair@mvqg.org

A New Barn Raising Class by Carl Hentsch (Offered June 3, 2026)

Finished Size: 68" x 68"

Skill Level: Advanced Beginner to Intermediate

Bold color, dynamic movement, and classic log cabin construction come together in A New Barn Raising. This striking quilt re-imagines the traditional Barn Raising layout using diamonds, setting triangles, and elongated log cabin strips to create a dramatic, star-like center surrounded by vibrant secondary designs.

In this class, students will learn how to construct both square and diamond log cabin blocks, work with 45-degree angles, and confidently manage Y-seams in an approachable, step-by-step process. Careful color placement and value contrast are key to achieving the quilt's layered, dimensional look, and guidance will be provided throughout the class to help students make strong fabric choices.

Techniques covered include precision strip piecing, trimming oversized units for accuracy, assembling diamond log cabins, and piecing setting triangles. While the quilt has a complex appearance, it is built with repeatable steps that make the process manageable and rewarding.

This class is perfect for quilters who are ready to stretch their skills and explore a modern interpretation of a traditional block—resulting in a show-stopping quilt full of movement, depth, and color.



Students should be comfortable with:

- Accurate cutting and piecing
- Working with bias edges
- Using a rotary cutter and ruler

Pattern Required: "A New Barn Raising" found in *Amish Inspired Quilts for Today's Home* by Carl Hentsch

NOTE: Error in the book for the New Barn Raising Quilt. **On page 71, Block 2, the light purple strips should be 1 3/4" NOT 1 1/4".**



Seeing Spots Quilt Class (Offered June 4, 2026)

Play with color, contrast, and curves in the Seeing Spots quilt class. This lively design celebrates polka dots and bold prints, combining foundation paper piecing with curved piecing to create dynamic circular blocks full of movement and energy. Thoughtful fabric placement allows the colors to flow smoothly around each block, giving the quilt its striking visual impact.

In class, students will learn how to organize a large fabric palette, piece foundation-based block sections accurately, and work confidently with curves. Instruction will cover block construction, center circle appliqué, and strategies for assembling the quilt top with precision and ease. Coordinating pillow options are included in the pattern for students who want to extend their learning.

This class is best suited for quilters who are comfortable with basic piecing and are ready to expand their skills while working with bold fabrics and modern design.

Finished quilt size: 44 1/2" x 58 1/2"

Skill level: Confident beginner to intermediate

Finished block size: 10" x 10"

Techniques taught: Foundation paper piecing, curved piecing, appliqué, color placement

Pattern required: "Seeing Spots" in the book *New York Beauties & Flying Geese* by Carl Hentsch

Shattered Dresden Quilt Class (Offered June 5, 2026)

Take a fresh, modern approach to the classic Dresden Plate in this striking Shattered Dresden quilt class. This design transforms the traditional circular block into bold, angular sections that create stunning movement and visual impact. Using foundation paper piecing, students will learn how to confidently work with odd angles, achieve crisp points, and assemble complex-looking blocks with precision.



In class, we'll focus on understanding the pattern layout, organizing fabrics for success, and mastering paper piecing techniques. Students will construct individual block sections and learn how they come together into the finished quilt top, with guidance on centers, sashing, and overall assembly. A coordinating pillow option is also included in the pattern.

This class is perfect for adventurous beginners with basic sewing knowledge as well as experienced quilters looking to sharpen their paper piecing skills. Fabric selection tips for creating dramatic color flow—whether rainbow-bright or beautifully controlled—will be shared throughout the class.

Finished quilt size: 68" x 68"

Skill level: Confident beginner to intermediate

Techniques taught: Foundation paper piecing, precision piecing, block assembly

Pattern required: "Shattered Dresden" by 3 Dog Design Company

RULERS FOR RENT:

Rulers and patterns will be available for use at Get Away, meetings, Pin Pals, and Quilt Queens. Please contact Lois Kundel at 563-370-0086 if you have any questions or wish to rent a particular ruler. There is no charge to use the rulers at sit & sews. If you wish to use a ruler/pattern at home, you will need to pay a \$15 deposit. Your deposit will be returned to you when the ruler/pattern is returned to Lois.

Deb Tucker Studio 180

Square Squared

Includes Technique Sheet for Stacked Squares and Design Sheet for Large Square Squared 4" finished units Square 2 Trim Down Ruler

Wing Clipper I Trim Down Ruler for Flying Geese Units Includes Technique Sheet for Pickets & Quickets and Design Sheet for Wing Clipper I 2x4" Finished Units Tucker Trimmer

Includes Technique Sheet for Shaded Four Patch and Design Sheet for Tucker Trimmer 4" Finished Units "V" Block Trimmer

Includes Technique Sheet for Sidekick & High/Low and Design Sheet for V Block 4" Finished Units

Diamond Rects

Split Rects

Includes Design Sheet for Split Rects 2 x 4 finished units

Rapid Fire Lemoyne Star

Technique Sheet for Little Houses

Technique Sheet for Migrating Geese

Technique Sheet for Banded Lemoyne Stars

Technique Sheet for Blazing Lemoyne Stars

Technique Sheet for Fussy Cut Lemoynes

Technique Sheet for Lemoynes as Triangles

Technique Sheet for Liberty Lemoyne Stars

Technique Sheet for Strip Pieced Lemoyne Stars

Design Sheet Diamond Rects 2"x4" and 4"x8" Finished Units

Design Sheet for Rapid Fire Lemoyne Star Advanced I

Design Sheet for Rapid Fire Lemoyne Star Advanced II

Design Sheet Rapid Fire Lemoyne Star 4" Finished Units

Design Sheet for Square Squared 4" Finished Units

Marti Michell - Templates

2 1/2" Strippers (3 Pieces)

Drunkard's Path (2 Pieces)

Drunkard's Path (4 companion pieces for making 3", 3 1/2" and 4" units) #8960

Mini Dresden Plate (4 Pieces)

Multi-Size Kite Ruler

Not So Giant Dahlia (9 Pieces)

Stack N Whack Ruler 18 degree Fan (2 sets)

Storm at Sea Diamond Template Set (2 Pieces)

Tessellating Windmill

Winding Ways 6" Set 8052

Set A 3-inch square Basic Set

Set B

Set D 4-inch Square Basic Set (8 Pieces)

Set F Sunburst Block (5 Pieces) (2 sets)

Set H Large Hexagons Plus (3 Pieces) (2 sets)

Set K Schoolhouse

Set L 12" Seven-Patch Block Set

Set N Mini Geometrics (5 Pieces)

Set P Perfect Patchwork Templates (5 Pieces) (2 sets)

Marti Michell - Patterns

60 of One, Half a Dozen of Another

Apple Cores

Bali Breezes

Columbus Square

Fat Quarters Log Cabin

High Flyer Kites

Inner City Wallhanging

I Spy - One is Not Enough

Lazy Afternoon

Radiant Unfeathered Stars

Scrappy Bear's Path & More

Seven Sisters

Sunburst Quilts to Make

Twinkling Star

Winding Ways (2)

Zig Zag Geese

The Perfect Patchwork System Volume 1

The Perfect Patchwork System Volume 2

The Perfect Patchwork System Volume 6

90 Degree Double Strip Ruler (Creative Grids)

Easy Six Ruler

Easy Half Square Triangles Template (Sewing with Nancy)

Fantastic Fan

Flag Day Tumbler Template & Fruit Punch Quilt Pattern

Fun and Done Batting Buddy: Chit Chat, Easy Diamonds,

Fast Lane, & Woven Wonder patterns

Joseph's Coat Templates & Today's Quilter magazine

Log Cabin Hexagon Tool

Quilters Apothecary Mystical Designer

Quick Points Ruler 1 Inch

Quick Points Ruler 1 1/2 inch

QuickStar by Judy Martin

Quilters Strip Ticket Bias Tube Construction and Yardage Tables

Shortcut Binding Tool

Tri-Recs Tools set of 2 (Darlene Zimmerman)

Wheel of Mystery Pattern and templates

Zig Zag Ruler & Windy Day and Diamond Trip patterns

NOT FOR CHECK OUT - USE AT SIT AND SEWS ONLY

12 1/2" Square Sullivan's Edge

Omnigrd

2 1/2" Square

4" Square

6" Square (3)

6" x 24" (2)


1" x 12"

Half Square triangle

Omnigrd 3 1/2" Square

Artstick Expandable yardstick

6" Add an Eighth



COMMITTEE CHAIRS:

Charitable Projects	
Carol Downey	309-236-3886
Community Education	
Diana Engelbrecht	563-370-4239
Gail Ethier	858-776-1328
Cuddle (Doll) Quilts	
Deb Schladt	309-786-4387
Margaret Paulos	563-323-5745
Doohickey Drawing	
Afternoon:	
Mary Beth Hansen	563-381-2495
Evening:	
Linda Lindy	309-235-5355
FYI Board	
Afternoon:	
Julie Gray	309-781-1975
Evening:	
Maureen Conrad	563-940-5921
Garage Sale	
Kathee Secor	309-781-7886
Guild Challenge	
Jo Noon	563-271-0316
Hostess/Greeter	
Afternoon:	
Jo Noon	563-271-0316
Evening:	
Donna Lanman	563-343-3224
Habitat for Humanity	
René Robinson	309-738-3266
Historical Interest	
Catherine Litwinow	563-332-8588
Library	
Cindy Anderson	309-798-4473
Theresa Ralfs	563-370-3940
Paula Schumann	563-209-1451
National Quilt Day	
René Robinson	309-738-3266
Quilt Show Chair	
Peggy Fierst	507-513-3936
Retreat	
Pam King	309-737-9634
Mary Pement	309-797-6367
Skill Builder Workshops	
Denise Greer	309-269-0940
Show & Tell	
Lois Kundel	563-370-0086
Travel	
Cathy Bennett	563-340-4479
Guild Related Quilts of Valor	
Terry Austin	309-912-1063

NOTE - Committee Chairs: If you have a schedule change, inform VP - Deb Schladt prior to the next month newsletter.*Please do not contact facilities directly*

BOARD MEMBERS:

President, Diana Engelbrecht	563.370.4239
Vice President, Deb Schladt	309.781.9749
Secretary, Kathie Stockwell	309.737.9818
Treasurer, Cheryl Peck	319.269.6833
Program, Julia Warner	563.321.7572
Newsletter, Susan Nixon	816.830.4881
Historian, Sharon Milne	563.210.0027
Membership/Directory, DeLaine Lanman	563.343.3224
Member at Large, Dawn Thompson	563.349.1853
Member at Large, Kathee Secor	309.781.7886
Webmaster, Michelle Bailey	563.505.2519

The Mississippi Valley Quilters Guild is a non-profit organization open to anyone interested in quilts or quilting. Monthly meetings are 1 p.m. and 7 p.m. on the first Tuesday of each month at the First Congregational Church 2201 7th Ave, Moline, IL. Guests are welcome.

A \$5 fee is charged to guests at meetings with featured speakers.

\$35 yearly dues are renewable in September.

To change your address contact
DeLaine Lanman 563-343-3224.

Find us on line at: www.mvqg.org

www.facebook.com/mvqguild

MVQG Email: mvqg@mvqg.org

Newsletter submissions:

Contributions to the Newsletter are welcome. Articles and ads are due no later than the second Friday of each month and can be submitted to Susan Nixon at:

newsletter@mvqg.org

All contributions must be accompanied by the name and phone number of the author.

Advertising rates

Prepay 5 issues and get the 6th issue free

* Business card \$5.00 * 1/4 page \$12.50

* 1/3 page \$15.00 * 1/2 page \$25.00

OUR MISSION:

Organized in 1983 to educate and encourage members in the quilting arts; to encourage high standards in color, design, and construction of the quilted medium, and to stimulate interest in quilting in the community.

Upcoming Member Opportunities.

All are welcome!

Pin Pal Quilters

Diana Engelbrecht 563-285-4348i

This group meets on the fourth Tuesday of each month from 9am to 3pm at the Butterworth Education Center, 701 12th Avenue, Moline. We work on our own projects so you must bring everything you will need. Any guild member is welcome. Bring your sewing machine or handwork. All fiber embellishment work welcome: beading, knitting, embroidery, and anything else fiber related. Large tables are available to baste and mark quilts.

Charity Quilts

Carol Downey 309-236-3886

Charity Quilts Day is held the second Thursday of the month, 9am to 3pm Deere-Wiman Carriage House, 817 11th Ave., Moline unless otherwise noted in the calendar.

Quilt Queens

Deb Daniel 563-349-7115

This Sit-n-Sew group meets every third and fourth Thursday, 9am to 3pm, Eastern Avenue Library, 6000 Eastern Ave., Davenport.

Just bring your lunch and enjoy the day!

Join Quilt Queens for Breakfast on the second Thursday of each month. Meet at Village Inn, 53rd & Elmore, Davenport, IA. 9am. RSVP Contact Judy Nelson for your spot! Everyone is welcome.

Fairmount Library Sit-N-Sew

Diana Engelbrecht 563-370-4239

3000 N Fairmount Street, Davenport.

Please come and bring a friend.

On the third Friday of the month 9am to 3pm

Cuddle (Doll) Quilts

Deb Schladt 309-786-4387

& Margaret Paulos 563-323-5745

Doll quilts are small quilts made by members and given to Head Start and selected preschool programs. Come to the workday, 3rd Tuesday most months at the Deere Wiman Carriage House, 817 11th Ave., Moline, 9am to 2pm, to plan, cut and sew with donated fabric, about 24" square. Donations always welcome. Quilts are distributed by December guild meeting.

Quilt Get Away

Denise Greer 309-269-0940

If you have projects to finish - Quilt Getaway is the place for you and open to all guild members. We meet at Butterworth Education Ctr., 701 - 12th Ave, Moline unless otherwise noted, from 9 am to 4:30 Friday, 9 am to 7pm Saturday the first Friday and Saturday of the month. Stay all day or leave your things and come and go as you like. Microwave and refrigerator are available. You may want to bring a light and an extension cord.

Please remember do not come before 900am.

Quilts of Valor

Terry Austin 309-912-1063

Make quilts to honor our veterans. Quilts of Valor group meets on the Wednesday following the Guild meeting, 9 to 2pm, Heritage Church, 4801-44th St. Rock Island.

Fiber Arts

Colleen Curry 563-285-1305

The Fiber Arts group meets on the second Tuesday, Eastern Ave. Library, 6000 Eastern Ave., Davenport Inspire and Create 9am to 3pm

Mini Workshop 9:30am to 12pm

Fiber Arts Meeting 1pm to 3pm

The room will be open from 9am to 3pm for Inspire and Create time for anyone who would like to work on any non messy project of their choice. The Mini Workshops provide a time to learn a variety of new techniques.

Demos, information and show and tell from 1pm to 3pm. Any sewing machines will be asked to stop during the meeting. It will be an open creative time for all fiber mediums.

Virtual Sit-N-Sew

Jane Darin 309-523-3296

Karla Miley 309-738-5227

Held via Zoom every third Monday, 1-4pm

Contact Jane or Karla by 12 noon the Sunday before.

Mod Squad Quilters

Vicky Morrow 309-948-3066

Susie Goodley 309-786-7229

Karla Miley 309-738-5227 T

Our new sit-and-sew for members interested in Modern Quilting. Mod Squad meets on the third Thursday 6:30 pm at the Parish Hall at St. John's Lutheran Church 4501 7th Ave, Rock Island

Scott County Library Sit-N-Sew

Deb Daniel 563-349-7115

200 N 6th Ave., Eldridge. Please come and bring a friend. The Second Wednesday of the month 9am to 3pm

****Date fluctuates due to Library's schedule.**

