



MISSISSIPPI VALLEY QUILTERS GUILD

Established 1983

February 2026

P. O. Box 2636, Davenport, Iowa 52809-2636

FEBRUARY PROGRAM

Quilts of Valor Pillowcase Drive

1pm & 7pm Sew for Quilts of Valor

Organized and presented by Terry Austin. We are asking all members to make pillowcases for Quilts of Valor and bring them to the February meeting. (See page 2 for more details about the size and parameters)

Terry has been the local leader for Quilts of Valor since May of 2012. She will talk about the background of the organization and provide some statistics about what this amazing group has accomplished.

President's Message By Diana Engelbrecht

We are still in the new year. It is a new season of our lives, new beginnings, new birth of ideas and creative endeavors, new rest during the winter hibernation months, a new chapter to our story, new verse, new song in our hearts, new attitudes and new friendships to add to the present ones. Or we can continue to write the same story as our past. Truth be told, we do write the story. The choice is ours.

Yes, life throws curves at us all the time. We have the choice of how to react to them. We can look at all the negatives in those circumstances, or we can find the positives to focus on. We can write how our story ends. Do we become a hindrance to those around us or do we lift them up? It is a new season to do our very best. What do you choose today?

FEBRUARY CALENDAR

NOTE: Changes in Yellow

❖ Guild Meeting

Feb 6 1pm & 7pm
1st Congregational Church 2201 7th Ave, Moline

❖ Quilters Get Away

Feb 6 9am - 430pm
Feb 7 9am - 730pm
Butterworth Education Ctr 701 12th Ave, Moline

❖ Quilts of Valor (National Sew Day)

Feb 7 9am - 2pm
Heritage Church 4801-44th St, Rock Island

❖ Board Meeting

Feb 10 6pm - 830pm

Microsoft Teams Meeting Online

❖ Fiber Arts

Feb 10..... 9am - 3pm
Eastern Ave Library 6000 Eastern, Davenport

❖ Scott County Sit & Sew

Feb 11 10am-3pm
Scott County Library 200 N. 6th, Eldridge

❖ Charity Quilters

Feb 12..... 9am - 3pm
Deere Wiman Carriage House 909 - 11th Ave, Moline

❖ Quilt Queens Breakfast

Feb 12 9am
Village Inn, 53rd & Elmore ** All are welcome.
RSVP Judy Nelson, 563-271-7140

❖ Virtual Sit & Sew

Feb 16 1pm - 4pm
Karla Miley, 309-738-5227

❖ Cuddle (Doll) Quilts

Feb 17..... 9am - 2pm
Deere Wiman Carriage House 909 - 11th Ave, Moline

❖ Mod Squad Quilters

Feb 19 6:30pm
St. John Lutheran Church 4501 7th Ave., Rock Island

❖ Quilt Queens Sit & Sew

Feb 19, Feb 26..... 9am-3pm
Eastern Ave Library 6000 Eastern Davenport

❖ Fairmount Library Sit & Sew

Feb 20 9am - 3pm
3000 Fairmount, Davenport

❖ Quilt Show Meeting

Feb 22 1pm - 3pm
Deere Wiman Carriage House 909 - 11th Ave, Moline

❖ Pin Pals Sit & Sew

Feb 24 9am - 3pm
Butterworth Education Ctr 701 12th Ave, Moline

❖ Program Committee Mtg

Feb 25 9am - 1130am
Butterworth Home (Orchid Rm) 1105-8th St, Moline

PROGRAMS

FEBRUARY 3: 1pm & 7pm Quilts of Valor Pillowcase Drive with Terry Austin

Sew for Quilts of Valor organized by Terry Austin. We are asking all members to make pillowcases for Quilts of Valor (QOV) and bring them to the February meeting. Here are the parameters on the pillowcases: Standard size pillowcase (20" x 26") Only one wide band, DO NOT add a 3rd, skinny band. If you have any questions regarding QOV or our Pillowcase drive, please contact Terry Austin 309-912-1063.

Terry will be giving information on QOV. Many may not know all that's involved with making one or awarding one. She will give the background and some statistics on what this amazing group has accomplished.

Terry has been the group leader since May of 2012. She says it has been a pure blessing to be able to award veterans their beautiful quilt. As one of the local QOV group leaders, Terry was gifted a special panel commemorating America's 250th anniversary and challenged to create a quilt with the panel. She was one of only 4 selected from the nationwide entries to represent the 250th birthday of our amazing country. This is the quilt she created that is traveling with AQS until September. What an honor!



MARCH 3 LECTURE: Kerri Smith from the

Fabric Stasher in Tipton, IA will be our guest speaker. Kerri will bring her energy and enthusiasm to talk to us about quilting.

MARCH 4 CLASS: Kerri Smith - Sew Kind of Curves, 9:30am- 4:00pm, Carriage House, 817 11th Ave, Moline, IL 61265. Kerri will be teaching us how to use the QCR Mini Ruler as we make a sunflower quilt called *Soak Up the Sun*. The class is full but we are taking names for our waiting list. A supply list is available. Please bring \$10 for lunch and \$38 to pay Kerri for the ruler and book (if needed).

APRIL 7 LECTURE: Karla Miley is one of our MVQG members and well known for her modern quilting. She will present different styles of Modern Quilting. Karla will look back at the historic roots of modern quilting as well as explore the current trends.

MAY 5 LECTURE: Cynthia England is a native Texan and graduate of the Art Institute of Houston and has been creating quilts for more than fifty years. She has lectured both nationally and internationally

MAY 6 AND 7 CLASS: Cynthia England - "Picture Piecing," 9:30am - 4:00pm, Butterworth Education Center, 701 12th Ave, Moline, IL 61265. This will be a two-day class. Cynthia will be teaching her unique style and technique called "Picture Piecing."

JUNE 3, 4, AND 5: Carl Hentsch, 9:30am - 4:00pm, Carriage House, 817 11th Ave, Moline, IL 61265. The three different classes being offered are titled: "Barn Raising", "Seeing Spots" and "Shattered." Samples and further descriptions coming soon.

January Meeting Statistics

Afternoon Meeting

69 Members, 3 Visitors
4 New Members

Evening Meeting

32 Members, 1 Visitor
1 New Member

Total Members: 236

JANUARY DOOHICKEY

Drawing Winner:

Beulah Spaulding

JANUARY NAME TAG WINNERS

Afternoon: Donna Key, Linda Kleiber, Deb Kopacz, Flo Welch, Cindy Wetzel

Evening: Jennie Gist, Gina Livingston, Tanya Toulou

FEBRUARY DOOHICKEY

The tickets are \$1.00 each

Sunbonnet Sue Christmas Kit, 120" retractable tape measure, and decorative hanging

Includes: 12 Sunbonnet Sue blocks in machine embroidered Redwork. You sew the top together and pick out the backing. Charlotte Powell will provide the batting and edge to edge quilting design **free of charge** as part of the kit. This complimentary batting and quilting is only available through **October 1, 2026**.



Committee Spotlight: Charity Committee

So what exactly is the Charity Committee? The focus of the committee is to piece and quilt for donations to a wide variety of local charitable organizations. We make quilts for babies, toddlers, lap and wheelchair quilts for seniors, twin size and some larger quilts for organizations that house families or adults. **Last year we completed and donated almost 300 quilts to 25 nonprofit organizations around the Quad Cities.** We also receive requests from other nonprofits to donate a quilt for auction or sale at their fundraising events.

You will see our committee members at Guild meetings, where we often bring quilts in need of binding (by machine or by hand), long arming/quilting, and kits or fabric bundles and patterns that other guild members can take home to complete at their leisure. **We are always greatly in need of long armers, hand quilters, or domestic machine quilters to help finish our quilts.**

On the second Thursday of each month, we have a sewing day where members help with various projects or stages of quilt making, including preparing quilt backs, cutting and preparing batting and bindings, piecing quilt tops, assembling kits, making and attaching labels. Some of our volunteers bring sewing machines, but it is not required. We meet from 9am to 3pm, (bring your lunch if you plan on staying past noon) usually at the Deere Wiman Carriage House, but sometimes are relocated to the Butterworth Education Center. Check the newsletter for the location each month. We'd be happy to have you come help us!

Carol Downey, Charity Committee Chair

COMMITTEE REPORTS AND EVENTS

QUAD CITY BOTANICAL CENTER EXHIBIT

Thank you to all who participated in the "Feast For Your Eyes" Exhibit at the Botanical Center. The quilts were beautiful and the help with installation and taking it down was very much appreciated.

Diana Engelbrecht 563-370-4239



FIBER ARTS

The Fiber Arts group will meet Tuesday, February 10, 2026 at the Davenport Public Library Eastern Avenue Branch. Everyone is welcome. Inspire and Create is scheduled from 9am-3pm, where you can work on anything of your own that you choose to do. The morning workshop, 9:30am-11:30am, will feature Cyndy Simmons teaching fabric mindful stitching as we make a needle book. This is suitable for all levels.

The meeting will begin at 1pm. Everyone is reminded to wear their name tag in order to enter the name tag drawing prize. Colleen Curry will demonstrate using art tissues. As always, there will be a show and tell by members of the group. Further questions, contact Colleen Curry by phone or email.

Colleen Curry, cocu@csteldridge.com 563-285-1305 (land line)

FIGGE Quilt Show

The MVQG will be showing their quilts during the week of March 2nd through March 9th. There will be an open house with hors d'oeuvres Thursday March 5th from 5pm to 7pm. There are no restrictions on type or size of quilts that can be entered. Please share your work with the Quad Cities area at this event. We can hang around 50 quilts in the space.

We also need volunteers to sit with the quilts while the FIGGE is open and to set up and tear down the show. Volunteers at the FIGGE can roam around answering questions from the public, sell Raffle tickets, and work on hand work while sitting at our table.

René Robinson will have sign up sheets for volunteer shifts and for quilt entries at the February meeting. The paperwork is also on our website. The deadline for entering a quilt is Monday, February 23rd. You can drop quilts off at Rene's house (768 25th Avenue Court, Moline) or at the February meeting. **A Registration form AND the FIGGE Receipt and Disclaimer Form for each quilt are needed or they cannot be shown. Again, this paperwork must be to Rene by February 23rd.** A week is needed to type up all the display labels. Thank you for your generosity!

Rene Robinson, 309-738-3266



2026 UFO Challenge


Congratulations to the 4 winners of the 2025 UFO challenge: Michelle Bailey, Karen Mach, Mary Doerder and Susan Nixon. They each received a beautiful handmade Seam ripper/stiletto, a fat quarter and \$17 in cash.

Sign ups for the 2026 Challenge will still be accepted by Mary Kay Hymes. **This quarter's project will be #2 on your list.**

Good luck!

Kathee Secor and Mary Kay Hymes, UFO Challenge Coordinators

CUDDLE (DOLL) QUILTS



This month we will meet at the Deere Wiman Carriage House, as usual, 3rd Tues, February 17: 9:00am - 2:00pm. It would be so great to have some help with sorting, pressing, cutting backs and strips, and assessing all the wonderful small yardages and scraps (not too small). Come with some ideas for designs, or if you have some in the works, come and sew a while. I'll bring cutting mats, cutters, and iron. I know you always tell me you prefer to sew at home, and I totally understand, so just come and play with fabric for a few hours. We received 59 Cuddle Quilts in January 2026, for total of 275!

Debbie Schladt, CQ Chair 309-786-4387; Margaret Paulos, Co-Chair 563-323-5745




QUILTS OF VALOR

Well the holidays are over, winter has hit. Plenty of time to quilt since it's cold outside. So here's some info: There is a place for veterans to get some services. It is the Quad City Veterans Outreach Center. It is a 501C3 Non-Profit Organization and is run by volunteers. If you know of a veteran that can use their services, feel free to check it out. I have taken a tour of the facilities. Pretty awesome. If you would like to volunteer for our veterans, they could use the help. 4515 N Fairmount Davenport, IA 52806

Groceries, movies, library, clothing, computer corner, hair salon, support services etc.

As the local group leader, I received a thank you gift for all we do. It was the 250th birthday panel from QOVF. A beautiful panel! It is available on the QOVF website.



The leaders were challenged to finish a quilt by the end of December. I accepted the challenge and submitted a picture of the quilt to QOVF. They were to pick 4 quilts from all that were submitted nationwide. Those 4 quilts will travel with AQS for 2026 shows in Daytona, FL, Paducah, KY, Grand Rapids MI, and Columbus, OH.

I received an email 1/5/26 that my quilt was chosen to be **one of the 4** that will travel with the shows. That's pretty exciting for me! What an honor. I will ship it next week and will see it in September.

humbly grateful,
Terry Austin, QC QOV 309-912-1063

IT'S SPRING RETREAT TIME!

It is time to think of Spring retreat! The dates are March 11-15, 2026 at Grace Lutheran Camp in DeWitt, Iowa. The retreat starts at 8am on Wednesday, March 11th and ends at 3pm on Sunday, March 15th.

At retreat you can do most anything you want: sleep in, stay up late, go on shopping trips with your friends, work on projects, read books, or walk the beautiful campgrounds to name a few. We do our own cooking, so everyone is assigned to a team to help with one meal. After the February 3rd meeting, registration will be open to non-members. It is a great way to get away from the winter blues. I hope to see you there.

Have you signed up for the UFO Challenge or are you planning to enter something in the quilt show in October? The Spring retreat is the perfect place to work on them. Sign up forms on page 11 of the newsletter.

Mary Pement 309-797-6367; Pam King 309-737-9634

SKILL BUILDER WORKSHOP

January's Skill Builder Workshop was a success and **LOTS OF FUN!**

Thanks to Gail Ethier, one of our very own talented MVQG members!

Gail taught the Inktense pencil drawing, free hand motion quilting and zipper bag making class. Each of us got to take home a very creative project that will inspire us in the future.

**Denise Greer, Skill builder Workshop
Committee Chair**



FARM FIBER FUN

Farm Fiber Fun is May 14-May 19, 2026!

We will have 2 sessions for Home-schooled students on May 13th.



Beginner QUILTING



Welcome Beginners!

Donna Lanman and I will be helping beginning quilters who have made fewer than twelve quilts. We have kits you can choose from to learn techniques, including how to cut accurately, $\frac{1}{4}$ inch seam allowance, sewing on sashing and borders, pressing, lining up seams, points, and any of your questions.

We will be available at the Fairmount Sit and Sew every 3rd Friday of the month, 9am-3pm. If you work and would like to participate, let us know, and we will figure out another time to get together. That time could possibly be the Saturday of our monthly Get Away. We are there to guide you. If you have something started and need help, this is the time and place to be.

I will be taking names at the February 3rd meetings or contact me through email or text. Please include your name.

In the pursuit of the art of quilting,
Diana Engelbrecht, 563-370-4239
dipraisinhim@aol.com,

Historical Interest

Before the Revolutionary War, colonial America relied heavily on locally produced fabrics. Linen made from flax was commonly used for everyday clothing and undergarments, while sturdy wool was used for outer garments. Cotton existed but was harder to process and therefore less common. Hemp was used for heavy-duty items such as rope and some uniforms. Imported silks and calico provided luxury for the wealthy. Most finished fabrics still came from Britain, making self-sufficiency a growing concern in the colonies. Estimates suggest that as much as **90% of fabric was imported from England!**

Who in the guild weaves? Who grows flax? Who raises sheep? Who grows indigo? In colonial times, home production made the fabric—these were everyday skills, not hobbies.

How spoiled are we? Today we can go to a shop or shop online anytime. And I know better than to resolve not to buy fabric this year and just use my stash!

Catherine Litwinow, Historian

Please send newsletter articles to Susan Nixon newsletter@mvqg.org

March's Newsletter deadline is February 13th, 2026

Save
the
Date

2026 Quilt Show News

Hello Quilters!!

Very important dates this year for the Mississippi Valley Quilters Guild are **October 13, 14, 15, 16 and 17**. Those are the dates of the 2026 MVQG Great River Quilt Show. Please mark these dates on your calendars now so you can plan your schedule to volunteer on these dates. Many hands will be needed to help make this show a success. We will need your hands and the hands of your significant other and maybe even your kids, your neighbors, your friends and your 2nd cousin twice removed too.

October 13, 14 and 15 are set-up, quilt intake and quilt hanging days. The show is open to the public October 16th and 17th.

For those of you new to the MVQG we hold our quilt show every 2 years. It is the guild's major fundraising event. Funds earned thru the show help support the guild's many activities and allow us to bring national teachers/lecturers to the QCA. It is an opportunity to showcase to the public the many talents of our members (yes, you are talented)! It also is educational for members that elect to participate in the judging process.

There will be many opportunities to help before and during the show. Job descriptions will be highlighted in upcoming newsletter articles.

Dorine Donaubauer, Quilt Show Volunteer Chair, (309) 428-0840

2026 Quilt Show Challenge

Emphasis on the Curves


"If you can sew a straight line, you can quilt"—but quilting is about so much more than straight lines! This year's Quilt Show Challenge invites you to explore curves in your work.

Show how curves can shine through **curved piecing, appliqué, quilting, or even optical illusions**. Your interpretation can be traditional, modern, subtle, or bold—the choice is yours.

Challenge quilts may be up to 30" x 30", making this a perfect opportunity to experiment, try a new technique, or stretch your creativity on a smaller scale.

Let the inspiration photos spark ideas, then make the challenge your own. We can't wait to see your take on **Emphasis on the Curves**.

Peggy Fierst, 2026 Quilt Show Chair



QUILT SHOW APPRAISALS

Hello Everyone!

You've just finished a quilt that you've invested your money in materials, hours of sweat equity (and possibly a few swear words) into. Have you ever wondered how much your creation is worth? You may be surprised. You can find out by having your quilt appraised. Appraisals will be available **by appointment** at the MVQG Great River Quilt Show. More information will be shared in upcoming newsletters.

**Dorine Donaubauer, Quilt Show Appraisals
Chair, (309) 428-0840**

D'S STITCHING & TURNING

Longarm Quilting & Embroidery

309-786-4387 HOME
309-781-9749 CELL



DEBBIE SCHLADT
ROCK ISLAND, IL 61201

stitching.turning@gmail.com

Pound and Inch Fabric and Sewing Store

We buy fabric by the pound and sell it by the inch!

1316 4th Ave., Moline, IL 61265

www.poundandinch.com

309-428-8189

10% OFF for
GUILD MEMBERS



PFAFF

Perfection starts here.™ YOUR HOME FOR THE ORIGINAL IDT SYSTEM

Authorized PFAFF sales and service

Open Tues-Fri 11-2 and Sat 9-1 Closed Sun and Mon

**Quilt
Stitching**
— by Shelly —

Professional
Computerized
Longarm

quiltstitchingbysHELLY.com
shelly@quiltstitching.com

qbsstudio.com
563-503-5553

Volunteer Spotlight

Meet **Julia Warner** our Program Chair.

Julia made her first quilt at 21 years old when pregnant with her first child. It was cross stitch blocks, gingham squares, and tied. It was so well made, her daughter used it and now her grand daughter is using it. She was self taught using books and took her first class in 1995. After signing up, she came home and told her husband that she signed up for a class and she needed to get a babysitter and a sewing machine. Her paternal grandmother was an avid quilter who trained her dad how to sew. If anything needed repaired, patched, button added, etc. she took it to her dad. All her Girl Scout badges were pinned on because her mom didn't sew.



Julia Warner

Julia's favorite style of quilting is Modern and she enjoys free motion quilting her own quilts on her long arm. She joined MVQG in 2023 and has served as Skillbuilder and now Program chairs.

Julia was born in Davenport, IA. She went to Iowa Western Community College to study sign language to become an interpreter for the deaf. She worked in public schools, news stations, and freelanced for patients at doctors appointments, community college, people buying cars, and concerts. After marrying Paul, they moved a dozen times in their 38 year marriage, living 10 years in Japan, 3 years in Germany, and various areas of Illinois. She learned to put down roots quickly, uproot, and recalibrate quickly. Being new is not new to her. The longest they lived in one place was 5 ½ years in Peoria. Their home now is their forever home. She has concluded that people are the same everywhere. Her family includes hubby, Paul, 3 adult children and 5 grandchildren. Constant relocation and living abroad have shaped a different way of thinking in her children. When they call, she never knows what they will say! Their mindset is *why not do that now*, such as moving to Scotland.

Her hobbies include biking on her ebike, travel, cooking, and music. BUT quilting is her primary hobby. Organizing brings her so much joy. When down, it is the go-to activity to lift her spirits. Julia met Paul on a Newlight Singers and Orchestra summer music tour. She was a singer and Paul played saxophone. And the rest is history!

Volunteer Spotlight: Meet our Librarian Co-Chairs



Cindy Anderson

Meet **Cindy Anderson**, Library Co-Chair.

Cindy learned how to use a sewing machine from her mom, Ruth, her grandmother, Doris, and in her Junior High home economics class. Her other grandmother, Lillian, made a Bicentennial Quilt for her when she graduated from nursing school in 1976. Cindy made her first quilt in 1979 when she married her husband, Richard. It was a *Bird in the Air* pattern. Her favorite style of quilting is geometric patterns and floral fabrics. She has studied books on color by Joen Wolfrom and Jinny Beyer.

Cindy became a regular attending member in 2014 when she retired from being a school nurse in Moline. She was the Block-to-Raffle co-chair with Tommi Crampton and served on the Program Committee under chairs Judy Nelson and Karla Miley. At the Great River Quilt Show, she helped the judges in the judging room, take down, and with vendors.

After being born in Chicago, Cindy lived in 6 states. She lived in Japan in college in 1972 and Stockholm, Sweden in 1985 for 3 winter months. She moved to Moline in 1997.

Cindy's hobbies include handbell choir, gardening, and hiking.

Meet **Paula Schuman**, Library co-chair.

Paula made her first quilt when she was in her late teens/early 20s, from precut squares given to her from her aunt. She spent 2 years hand quilting it and hated it by the time she was done. No more quilting until her late 20s/early 30s. She learned from her aunt, sister and classes she took. Traditional is Paula's favorite style.

Paula joined the guild in 2021-2022. She has been a library co-chair for the past 2 ½ years. She has been a wonderful help when exhibits are being installed and taken down and for Farm Fiber Fun preparation, set up and tear down.

Paula was born in Wisconsin. She has lived in Kansas, Ohio, Louisiana (X2), New Jersey, Utah, Iowa (x3), Oklahoma (x2) and Missouri. She graduated from LSU in 1990 in civil engineering. Through the years she has worked in construction management for waste water treatment projects, design/monitoring for superfund sites, storm water management and pipeline modeling.

She grew up in a blended family with 3 brothers and 3 sisters. Paula married her husband, John, in 1997. They have one son, Michael, and a new daughter-in-law, Victoria.

When not sewing, Paula enjoys hiking, kayaking, rock collecting, reading, and making jewelry.



Paula Schuman

Meet **Theresa Ralfs**, Library co-chair.

Theresa started quilting around 2010 with her peeps, Jeanne, Jan, Deb, and a good bottle of wine. Her peeps were very helpful in teaching her everything beginning with how to thread her machine. She started quilting by herself during Covid using YouTube videos. Her favorite style is traditional piecing.

In 2023 Theresa joined our guild. She has been Library co-chair for the past 2 ½ years and the Corner Décor Chair for the Great River Quilt Show in 2024 and 2026. She will be asking for people to help paint barn quilts again this spring for the Corner Décor.

Theresa has lived her whole life in Davenport. Her Administration degree from Scott Community College helped get her jobs as City Clerk in Riverdale, IA and now office manager for an appraisal company. She and her husband, Jerry, were high school sweethearts and have been married for 37 years. Their three daughters are all teachers. Her 2 year old granddaughter is a true joy. Her favorite pastime is floating in the pool with a mojito. Do you need more than that? She enjoys her garden, watercolor, and cross stitch. Theresa's favorite part of guild meetings is the show and tell, because of all the inspiration and talent the members share with everyone.



Theresa Ralfs

Spring 2026 MVQG Retreat Registration

It's time for Retreat! The MVQG Spring Retreat is March 11-15, 2026 at Grace Lutheran Church Camp in DeWitt, Iowa. Retreat starts at 8AM on Wednesday and ends at 3PM on Sunday.

For those not familiar with the MVQG Retreat, retreats are held twice a year, in the spring and the fall.

At retreat you can do anything you want: sleep in, stay up all night, go on road trips with your friends, work on your own projects, read books, or walk the beautiful camp grounds. We do our own cooking so everyone is assigned to a team to help with one meal. Most of all, Retreat is FUN! To register, complete the registration form below; and mail it along with your nonrefundable deposit to Pam King for either building. If you have any questions please contact Pam or Mary.

Registration is limited to 20 people per building and to MVQG members only until February 3, 2026. If there are any openings after that non-members may register. This allows everyone to have plenty of workspace.

Price is \$25 per night for those retreaters staying at the camp overnight for a maximum of \$100 for the entire Wednesday thru Sunday retreat. The daytime only fee is \$17 per day for retreaters not staying overnight. You may register for all nights or all days only or any combination of nights and days. Prices include meals. If you have a meal preference or a partner you like to work with please indicate that also. Meals will not be reimbursed.

Name: _____ Phone: _____

Address: _____ City: _____ State: _____

Zip: _____ E-mail: _____

I will attend the following nights (please mark): ___Wed ___Thurs ___Fri ___Sat

Cost = number of nights marked ___ X \$25 = ___ Total

I will attend the following day(s) only, no nights (please mark): ___Wed ___Thurs ___Fri ___Sat

Cost = number of days marked ___ X \$17 = ___ Total

Building Preference: Peter _____ Andrew _____ No Preference _____

Meal preference: _____ Partner: _____

A non-refundable deposit of 1/2 your total cost will hold your spot.

Please make checks payable to MVQG. Mail your registration form and deposit check to Pam along with your building preference. Your confirmation and retreat information will be e-mailed to you.

Pam King
2002 - 46th Street
Rock Island, IL 61201
iquilt13@yahoo.com
309-737-9634

Mary Pement
marpem49@gmail.com
309-797-6367

Your Name: _____

Please provide us with a name and number of someone to reach in case of emergency.

Name _____ Phone # _____

Figge Art Gallery Quilt Show

March 2nd Through March 9th 2026

Please complete the following entry form and submit it to Rene Robinson by February 15th 2026 If entering more than one quilt for display, indicate your first choice, second choice, etc. It is our desire that every quilter submitting a quilt will have a quilt displayed. Depending on space additional quilts will be used.

Name: _____

Address: _____

City, State, Zip: _____

Phone: _____

Email: _____

Quilt Title: _____

Size: _____

Pattern and designer _____

Quilting Used (hand/domestic/midarm/longarm)

Description/Story of your quilt:

Drop your piece with this form at the January or February meeting, Fiber Arts meeting, or at Rene's house – 768 25th Avenue Court Moline Il 61265.

Pick up will be at the Figge on March 9th, 2026. Make sure you fill out and sign the FIGGE permission slip as well. I cannot put a quilt up at the gallery without it.

Questions? Contact René at 309 738 3266, call or text.

FIGGE ART MUSEUM

225 W. 2nd Street | Davenport, Iowa | 52801

Mississippi Valley Quilters Guild Exhibition
Temporary Receipt and Disclaimer Form

I, _____, have read and agree with the terms listed below
(please print name here)

which outline the expectations and responsibilities regarding my entrance into the **Mississippi Valley Quilters Guild Exhibition**. I agree that:

- 1) I am responsible for submitting artwork that is appropriately prepared for exhibition (i.e., framed and/or affixed with appropriate hanging hardware if it is to be hung on a wall, provided with a mount/display suitable for pedestal or case/vitrine presentation, etc.). I certify that my artwork is in sound condition, comprised of suitable materials and is able to withstand the ordinary strains of handling, movement and display consistent with the exhibition of artwork.
- 2) I am responsible for the timely delivery and pick-up of my artwork in strict accordance with the Figge Art Museum schedule and I understand the Figge Art Museum will not store my artwork before or after a show except as is deemed reasonable. If I am unable to retrieve my artwork at the end of an exhibition, I will make appropriate arrangements for pick-up per the Figge Art Museum and its Education Department schedule.
- 3) I will not hold the Figge Art Museum, or any group or individual involved with organizing the *Mississippi Valley Quilters Guild Exhibition* for any loss, damage or repair to the artwork listed below, and under no circumstances or conditions is my artwork insured for any purpose by the Figge Art Museum except where applicable under the Figge's Commercial General Liability policy.
- 4) I understand that my artwork may be listed on my artist vita as having been included in the Figge Art Museum's *Mississippi Valley Quilters Guild Exhibition*.

Signature: _____

Delivery Date _____

Title: _____

Description: _____

Phone Number: _____

Address: _____

RULERS FOR RENT:

Rulers and patterns will be available for use at Get Away, meetings, Pin Pals, and Quilt Queens. Please contact Faye Kunz at 563-505-2579 if you have any questions or wish to rent a particular ruler. Faye is usually at general meetings and Pin Pals but you will need to contact her to ensure that she is at Quilt Queens or Get Away and that the ruler that you wish to use is available. There is no charge to use the rulers at sit & sews. If you wish to use a ruler/pattern at home, you will need to pay a \$15 deposit. Your deposit will be returned to you when the ruler/pattern is returned to Faye.

Deb Tucker Studio 180

Square Squared

Includes Technique Sheet for Stacked Squares and Design Sheet for Large Square Squared 4" finished units Square 2 Trim Down Ruler

Wing Clipper I Trim Down Ruler for Flying Geese Units

Includes Technique Sheet for Pickets & Quickets and Design Sheet for Wing Clipper I 2x4" Finished Units Tucker Trimmer

Includes Technique Sheet for Shaded Four Patch and Design Sheet for Tucker Trimmer 4" Finished Units "V" Block Trimmer

Includes Technique Sheet for Sidekick & High/Low and Design Sheet for V Block 4" Finished Units

Diamond Rects

Split Rects

Includes Design Sheet for Split Rects 2 x 4 finished units

Rapid Fire Lemoyne Star

Technique Sheet for Little Houses

Technique Sheet for Migrating Geese

Technique Sheet for Banded Lemoyne Stars

Technique Sheet for Blazing Lemoyne Stars

Technique Sheet for Fussy Cut Lemoynes

Technique Sheet for Lemoynes as Triangles

Technique Sheet for Liberty Lemoyne Stars

Technique Sheet for Strip Pieced Lemoyne Stars

Design Sheet Diamond Rects 2"x4" and 4"x8" Finished Units

Design Sheet for Rapid Fire Lemoyne Star Advanced I

Design Sheet for Rapid Fire Lemoyne Star Advanced II

Design Sheet Rapid Fire Lemoyne Star 4" Finished Units

Design Sheet for Square Squared 4" Finished Units

Marti Michell - Templates

2 1/2" Strippers (3 Pieces)

Drunkard's Path (2 Pieces)

Drunkard's Path (4 companion pieces for making 3", 3 1/2" and 4" units) #8960

Mini Dresden Plate (4 Pieces)

Multi-Size Kite Ruler

Not So Giant Dahlia (9 Pieces)

Stack N Whack Ruler 18 degree Fan (2 sets)

Storm at Sea Diamond Template Set (2 Pieces)

Tessellating Windmill

Winding Ways 6" Set 8052

Set A 3-inch square Basic Set

Set B

Set D 4-inch Square Basic Set (8 Pieces)

Set F Sunburst Block (5 Pieces) (2 sets)

Set H Large Hexagons Plus (3 Pieces) (2 sets)

Set K Schoolhouse

Set L 12" Seven-Patch Block Set

Set N Mini Geometrics (5 Pieces)

Set P Perfect Patchwork Templates (5 Pieces) (2 sets)

Marti Michell - Patterns

60 of One, Half a Dozen of Another

Apple Cores

Bali Breezes

Columbus Square

Fat Quarters Log Cabin

High Flyer Kites

Inner City Wallhanging

I Spy - One is Not Enough

Lazy Afternoon

Radiant Unfeathered Stars

Scrappy Bear's Path & More

Seven Sisters

Sunburst Quilts to Make

Twinkling Star

Winding Ways (2)

Zig Zag Geese

The Perfect Patchwork System Volume 1

The Perfect Patchwork System Volume 2

The Perfect Patchwork System Volume 6

90 Degree Double Strip Ruler (Creative Grids)

Easy Six Ruler

Easy Half Square Triangles Template (Sewing with Nancy)

Fantastic Fan

Flag Day Tumbler Template & Fruit Punch Quilt Pattern

Fun and Done Batting Buddy: Chit Chat, Easy Diamonds,

Fast Lane, & Woven Wonder patterns

Joseph's Coat Templates & Today's Quilter magazine

Log Cabin Hexagon Tool

Quilters Apothecary Mystical Designer

Quick Points Ruler 1 Inch

Quick Points Ruler 1 1/2 inch

QuickStar by Judy Martin

Quilters Strip Ticket Bias Tube Construction and Yardage Tables

Shortcut Binding Tool

Tri-Recs Tools set of 2 (Darlene Zimmerman)

Wheel of Mystery Pattern and templates

Zig Zag Ruler & Windy Day and Diamond Trip patterns

NOT FOR CHECK OUT - USE AT SIT AND SEWS ONLY

12 1/2" Square Sullivan's Edge

Omnigridd

2 1/2" Square

4" Square

6" Square (3)

6" x 24" (2)


1" x 12"

Half Square triangle

Omnigridd 3 1/2" Square


Artstick Expandable yardstick

6" Add an Eighth





MISSISSIPPI VALLEY QUILTERS GUILD
Membership Application/Renewal 2025-2026
Due Sept. 2, 2025



Please complete Parts 1 & 2. Use an address label or PRINT CLEARLY. Complete all sections or indicate NO CHANGE for renewals.

PART 1 (for use by Membership Chair)

Renewal _____ New _____

Name _____

Address _____

City, State, Zip _____

Cell Phone _____ Home phone _____

Email address (**Essential**): _____

Members acknowledge that email will be used for Guild business. Personal information will not be sold.

Please circle all that apply:

Special Listing for Membership Directory: Shop Owner (S); Teacher (T); Lecturer (L)

Quilting for Others: Basting (Q/B); Binding (B); Hand (Q/H); Machine (Q/M); Long Arm (LA); Quilt Restoration (QR)

PART 2 (for use by Guild President)

Name _____ Phone: _____

The Guild depends on volunteers to ensure it runs smoothly. Please **circle** any areas in which you can assist:

Anything!	Doohickey Drawing	Hostess (Meetings)	National Quilt Day	Quilt Show
Guild Challenge	Hostess (Speakers)	Newsletter	Social Media	Charity
Guild Retreat	Library	Programs	Community Educ.	Habitat for Humanity
Membership/Directory	Publicity	Videoconference (e.g. Zoom)	Doll Quilts	Historical Interest
Website	Transportation	Travel		

Would you be willing to serve on the Board of Directors? _____

If interested in conducting a workshop, please indicate what subject or technique you would teach.

Please list any special skills, talents, or abilities unrelated to quilting (e.g. computing, accounting, social media) that you would be willing to share with the Guild. _____

Membership renewals are due by Sept. 2, 2025, and are non-refundable. Annual dues are \$35 (\$17.50 Full-time Student ages 14-21). Renewals may be submitted at meetings or mailed to MVQG, PO Box 2636, Davenport, IA 52809. Checks are payable to MVQG. Membership cards are issued when renewing in person or mailed if a SASE is enclosed with the renewal. Information for Members renewing by the due date is included in the printed Membership Directory.

COMMITTEE CHAIRS:

Charitable Projects	
Carol Downey	309-236-3886
Community Education	
Diana Engelbrecht	563-370-4239
Gail Ethier	858-776-1328
Cuddle (Doll) Quilts	
Deb Schladt	309-786-4387
Margaret Paulos	563-323-5745
Doohickey Drawing	
Afternoon:	
Mary Beth Hansen	563-381-2495
Evening:	
Linda Lindy	309-235-5355
FYI Board	
Afternoon:	
Julie Gray	309-781-1975
Evening:	
Maureen Conrad	563-940-5921
Garage Sale	
Claudia Duyvejonck	309-738-3745
Guild Challenge	
Jo Noon	563-271-0316
Hostess/Greeter	
Afternoon:	
Jo Noon	563-271-0316
Evening:	
Donna Lanman	563-343-3224
Habitat for Humanity	
René Robinson	309-738-3266
Historical Interest	
Catherine Litwinow	563-332-8588
Library	
Cindy Anderson	309-798-4473
Theresa Ralfs	563-370-3940
Paula Schumann	563-209-1451
National Quilt Day	
René Robinson	309-738-3266
Quilt Show Chair	
Peggy Fierst	507-513-3936
Retreat	
Pam King	309-737-9634
Mary Pement	309-797-6367
Skill Builder Workshops	
Denise Greer	309-269-0940
Show & Tell	
Lois Kundel	563-370-0086
Travel	
Cathy Bennett	563-340-4479
Guild Related Quilts of Valor	
Terry Austin	309-912-1063

NOTE - Committee Chairs: If you have a schedule change, inform VP - Deb Schladt prior to the next month newsletter.*Please do not contact facilities directly*

BOARD MEMBERS:

President, Diana Engelbrecht	563.370.4239
Vice President, Deb Schladt	309.781.9749
Secretary, Kathie Stockwell	309.737.9818
Treasurer, Cheryl Peck	319.269.6833
Program, Julia Warner	563.321.7572
Newsletter, Susan Nixon	816.830.4881
Historian, Sharon Milne	563.210.0027
Membership/Directory, DeLaine Lanman	563.343.3224
Member at Large, Dawn Thompson	563.349.1853
Member at Large, Kathee Secor	309.781.7886
Webmaster, Michelle Bailey	563.505.2519

The Mississippi Valley Quilters Guild is a non-profit organization open to anyone interested in quilts or quilting. Monthly meetings are 1 p.m. and 7 p.m. on the first Tuesday of each month at the First Congregational Church 2201 7th Ave, Moline, IL. Guests are welcome.

A \$5 fee is charged to guests at meetings with featured speakers.

\$35 yearly dues are renewable in September.

To change your address contact
DeLaine Lanman 563-343-3224.

Find us on line at: www.mvqg.org

www.facebook.com/mvqguild

MVQG Email: mvqg@mvqg.org

Newsletter submissions:

Contributions to the Newsletter are welcome. Articles and ads are due no later than the second Friday of each month and can be submitted to Susan Nixon at:

newsletter@mvqg.org

All contributions must be accompanied by the name and phone number of the author.

Advertising rates

Prepay 5 issues and get the 6th issue free

* Business card \$5.00 * 1/4 page \$12.50

* 1/3 page \$15.00 * 1/2 page \$25.00

OUR MISSION:

Organized in 1983 to educate and encourage members in the quilting arts; to encourage high standards in color, design, and construction of the quilted medium, and to stimulate interest in quilting in the community.

Upcoming Member Opportunities.

All are welcome!

Pin Pal Quilters

Faye Kunz 563-505-2579

Diana Engelbrecht 563-285-4348i

This group meets on the fourth Tuesday of each month from 9am to 3pm at the Butterworth Education Center, 701 12th Avenue, Moline. We work on our own projects so you must bring everything you will need. Any guild member is welcome. Bring your sewing machine or handwork. Beaders and others interested in embellishing with beads are welcome to come work on their projects during this time also. Large tables are available to baste and mark quilts.

Charity Quilts

Carol Downey 309-236-3886

Charity Quilts Day is held the second Thursday of the month, 9am to 3pm Deere-Wiman Carriage House, 817 11th Ave., Moline unless otherwise noted in the calendar.

Quilt Queens

Bev Hoy 563.391.8685

Judy Nelson 563-271-7140

This Sit-n-Sew group meets every third and fourth Thursday, 9am to 3pm, Eastern Avenue Library, 6000 Eastern Ave., Davenport.

Just bring your lunch and enjoy the day!

Join Quilt Queens for Breakfast on the second Thursday of each month. Meet at Village Inn, 53rd & Elmore, Davenport, IA. 9am. RSVP Contact Judy Nelson for your spot! Everyone is welcome.

Fairmount Library Sit-N-Sew

Diana Engelbrecht 563-370-4239

3000 N Fairmount Street, Davenport.

Please come and bring a friend.

On the third Friday of the month 9am to 3pm

Cuddle (Doll) Quilts

Deb Schladt 309-786-4387

& Margaret Paulos 563-323-5745

Doll quilts are small quilts made by members and given to Head Start and selected preschool programs. Come to the workday, 3rd Tuesday most months at the Deere Wiman Carriage House, 817 11th Ave., Moline, 9am to 2pm, to plan, cut and sew with donated fabric, about 24" square. Donations always welcome. Quilts are distributed by December guild meeting.

Quilt Get Away

Denise Greer 309-269-0940

If you have projects to finish - Quilt Getaway is the place for you and open to all guild members. We meet at Butterworth Education Ctr., 701 - 12th Ave, Moline unless otherwise noted, from 9 am to 4:30 Friday, 9 am to 7pm Saturday the first Friday and Saturday of the month. Stay all day or leave your things and come and go as you like. Microwave and refrigerator are available. You may want to bring a light and an extension cord.

Please remember do not come before 900am.

Quilts of Valor

Terry Austin 309-912-1063

Make quilts to honor our veterans. Quilts of Valor group meets on the Wednesday following the Guild meeting, 9 to 2pm, Heritage Church, 4801-44th St. Rock Island.

Fiber Arts

Colleen Curry 563-285-1305

The Fiber Arts group meets on the second Tuesday, Eastern Ave. Library, 6000 Eastern Ave., Davenport Inspire and Create 9am to 3pm

Play Day 930am to 12pm

Fiber Arts Meeting 1pm to 3pm

The room will be open from 9am to 3pm for Inspire and Create time for anyone who would like to work on any non messy project of their choice. Play Days are various mini workshops to learn new techniques. Demos, information and show and tell from 1pm to 3pm. Any sewing machines will be asked to stop during the meeting. It will be an open creative time for all fiber mediums.

Virtual Sit-N-Sew

Jane Darin 309-523-3296

Karla Miley 309-738-5227

Held via Zoom every third Monday Contact Jane or Karla by 12 noon on the Sunday before.

Mod Squad Quilters

Vicky Morrow 309-948-3066

Susie Goodley 309-786-7229

Karla Miley 309-738-5227 T

Our new sit-and-sew for members interested in Modern Quilting. Mod Squad meets on the third Thursday 6:30 pm at the Parish Hall at St. John's Lutheran Church 4501 7th Ave, Rock Island

Scott County Library Sit-N-Sew

Deb Daniel 563-349-7115

200 N 6th Ave., Eldridge. Please come and bring a friend. The Second Wednesday of the month 9am to 3pm

****Date fluctuates due to Library's schedule.**

