



MISSISSIPPI VALLEY QUILTERS GUILD

Established 1983

November 2025

P. O. Box 2636, Davenport, Iowa 52809-2636

President's Message By Diana Engelbrecht

This time of year, I like to think of the things I am thankful for. To be happy, they say you must be thankful for the people and things in your life. Those who are not thankful seem to be unhappy. I know it is hard to be thankful for things we are not pleased with, but being thankful for them is included in that theory.

I am thankful for our home, clothing, a vehicle (even with its motor problems), food, my stash of fabrics, art supplies, sunrises, sunsets, butterflies, allergies, swings, roads, farm, pesky bugs, computers, and the friendships with those who have moved or passed, among a few.

BUT MOST of ALL I am thankful for my wonderful family and amazing friends and guild members. You all make me smile and find my happy place. Without all of you, I would be very lonely. You have fed my heart so many times when you didn't even know it. Thank you for being here and being you!

NOVEMBER PROGRAM

Our guest speaker is Carol Wilhoit from the Chicago area. During forty years of quilting, Carol has become interested in making both quilts and small quilted projects, such as zipper bags, tote bags, table runners, and pillows. As a retired physician, she enjoys bringing her technical mind to quilting. She enjoys figuring out how to make the construction process easier while producing better results. She has also refined techniques for building, organizing, and using a fabric stash that make it a joy to have and to use. She enjoys free motion quilting, walking foot quilting, and using metallic thread for quilting.



1pm: Get Your Stash Together: Organization for Quilters

This lecture provides many practical ideas for making your fabric, tools, thread, books, and magazines readily accessible. Topics include how to fold and store fabric so that it's easy to view and locate, labeling, using your computer as a tool, and many ideas for actually using your stash.

7pm Machine Quilting With Metallic Thread

This lecture includes information about metallic threads and how to successfully use them for walking foot quilting, free motion quilting, bobbin quilting, and machine embroidery. Attendees will receive a list of tips for quilting with metallic threads.

NOVEMBER

NOTE: NEW Date, Time
or Location changes are in
YELLOW

❖ **Quilts of Valor Ceremony**
Nov 2.....1pm

Botanical Center, Rock Island

❖ **Guild Meeting**
Nov 4.....1pm & 7pm

1st Congregational Church
2201 7th Ave, Moline

❖ **Quilts of Valor**
Nov 5.....9am - 2pm

Heritage Church
4801-44th St, Rock Island

❖ **Speaker Workshop**
Walk All the Way
Around the Block (NEW)

Nov 5.....930am - 4pm
Butterworth Education Ctr
701-12th Ave, Moline

❖ **Quilters Get Away**
Nov 7.....9am - 4:30pm

Nov 8.....9am - 7:30pm
Butterworth Education Ctr
701-12th Ave, Moline

❖ **Board Meeting**
Nov 11.....6 - 830pm

Butterworth Home (Orchid Rm)
1105 8th St, Moline

❖ **Charity Quilters**
Nov 13.....9am - 3pm

Deere Wiman Carriage House
909 - 11th Ave, Moline

❖ **Quilt Queens Breakfast**
Nov 13.....9am

Village Inn, 53rd & Elmore
** All are welcome. RSVP
Judy Nelson, 563-271-7140

❖ **Scott County Sit & Sew**
Nov 14.....9am - 3pm

Scott County Library
200 N. 6th, Eldridge

❖ **Virtual Sit & Sew**
Nov 17.....1 - 4pm

Karla Miley, 309-738-5227

❖ **Cuddle (Doll) Quilts**
Nov 18.....9am - 2pm

Deere Wiman Carriage House
909 - 11th Ave, Moline

❖ **Fiber Arts**
Nov 18.....9am - 3pm

Eastern Ave Library
6000 Eastern, Davenport

❖ **Program Committee Mtg**
Nov 19.....9am - 1130

Butterworth Home (Orchid Rm)
1105-8th St, Moline

❖ **Quilt Queens Sit & Sew**
Nov 20.....9am-3pm

Eastern Ave Library
6000 Eastern Davenport

❖ **Mod Squad Quilters**
Nov 20.....6:30pm

St. John Lutheran Church
(Parish Hall)

4501 7th Ave., Rock Island

❖ **Fairmount Lib Sit & Sew**
Nov 21.....9am - 3pm

3000 Fairmount, Davenport

❖ **Quilt Show Meeting**
Nov 23.....130- 4pm

Butterworth Education Ctr
701-12th Ave, Moline

❖ **Pin Pals Sit & Sew**
Nov 25.....9am - 3pm

Butterworth Education Ctr
701-12th Ave, Moline

❖ **Quilt Queens Sit & Sew**
Nov 25.....9am - 3pm

Eastern Ave Library
6000 Eastern, Davenport

COMMITTEE CHAIRS:

Charitable Projects	
Carol Downey	309-236-3886
Community Education	
Diana Engelbrecht	563-370-4239
Gail Ethier	858-776-1328
Cuddle (Doll) Quilts	
Deb Schladt	309-786-4387
Margaret Paulos	563-323-5745
Doohickey Drawing	
Afternoon:	
Mary Beth Hansen	563-381-2495
Evening:	
Linda Lindy	309-235-5355
FYI Board	
Afternoon:	
Julie Gray	309-781-1975
Evening:	
Maureen Conrad	563-940-5921
Garage Sale	
Claudia Duyvejonck	309-738-3745
Guild Challenge	
Jo Noon	563-271-0318
Hostess/Greeter	
Afternoon:	
Jo Noon	563-271-0318
Evening:	
Donna Lanman	563-343-3224
Habitat for Humanity	
René Robinson	309-738-3266
Historical Interest	
Catherine Litwinow	563-332-8588
Library	
Cindy Anderson	309-798-4473
Theresa Ralfs	563-370-3940
Paula Schumann	563-209-1451
National Quilt Day	
René Robinson	309-738-3266
Quilt Show Chair	
Peggy Fierst	507-513-3936
Retreat	
Pam King	309-737-9634
Mary Pement	309-797-6367
Skill Builder Workshops	
Denise Greer	309-269-0940
Show & Tell	
Lois Kundel	563-370-0086
Travel	
Cathy Bennett	563-340-4479
Guild Related Quilts of Valor	
Terry Austin	309-912-1063

NOTE - Committee Chairs: If you have a schedule change, inform VP - Deb Schladt prior to the next month newsletter.*Please do not contact facilities directly*

BOARD MEMBERS:

President, Diana Engelbrecht	563.370.4239
Vice President, Deb Schladt	309.781.9749
Secretary, Kathie Stockwell	309.737.9818
Treasurer, Cheryl Peck.....	319.269.6833
Program, Julia Warner.....	563.321.7572
Newsletter, Susan Nixon	816.830.4881
Historian, Sharon Milne	563.210.0027
Membership/Directory, DeLaine Lanman.....	563.343.3224
Member at Large, Dawn Thompson.....	563.349.1853
Member at Large, Kathee Secor	309.781.7886
Webmaster, Michelle Bailey.....	563.505.2519

The Mississippi Valley Quilters Guild is a non-profit organization open to anyone interested in quilts or quilting. Monthly meetings are 1 p.m. and 7 p.m. on the first Tuesday of each month at the First Congregational Church 2201 7th Ave, Moline, IL. Guests are welcome. A \$5 fee is charged to guests at meetings with featured speakers.

\$35 yearly dues are renewable in September.

To change your address contact
DeLaine Lanman 563-343-3224.

Find us on line at: www.mvqg.org

www.facebook.com/mvqguild

MVQG Email: mvqg@mvqg.org

Newsletter submissions:

Contributions to the Newsletter are welcome. Articles and ads are due no later than the second Friday of each month and can be submitted to Susan Nixon at...

newsletter@mvqg.org

All contributions must be accompanied by the name and phone number of the author.

Advertising rates

Prepay 5 issues and get the 6th issue free

* Business card \$5.00 * 1/4 page \$12.50

* 1/3 page \$15.00 * 1/2 page \$25.00

OUR MISSION:

Organized in 1983 to educate and encourage members in the quilting arts; to encourage high standards in color, design, and construction of the quilted medium, and to stimulate interest in quilting in the community.

October Meeting Statistics

Afternoon Meeting

87 Members
3 Guests
4 New Members

Evening Meeting

40 Members
2 Guests
0 New Members

OCTOBER NAME TAG WINNERS

Afternoon meeting:

Nancy Duvall, Mary Beth Hansen, Maggie Kraehling, Marilyn Boen, Melissa Kordick, Mary Gehrls, Linda Kleiber, DeLaine Lanman, Sandy Bender

Evening meeting:

Judy Hartz, Sharon Davis, Diane Schloemer, Jan Ehrlich

OCTOBER DOOHICKEY DRAWING POSTPONED UNTIL NOVEMBER

New officers, committee chairs and members are asked to check recurring information in the Newsletter such as the calendar and "Upcoming Member Opportunities" to assure that date, time, location, & other details are correct as listed.

Any changes for Butterworth Facilities should be submitted to...

Deb Schladt, Vice President,
stitching.turning@gmail.com •
309.781.9749

PROGRAMS

NOVEMBER 4

Carol Wilhoit

1pm Get Your Stash Together: Organization for Quilters

This lecture provides many practical ideas for making your fabric, tools, thread, books, and magazines readily accessible. Topics include how to fold and store fabric so that it's easy to view and locate, labeling, using your computer as a tool, and many ideas for actually using your stash.

7pm Machine Quilting With Metallic Thread


This lecture includes information about metallic threads and how to successfully use them for walking foot quilting, free motion quilting, bobbin quilting, and machine embroidery. Many projects stitched with metallic thread will be shown. Attendees will receive a list of tips for quilting with metallic threads.

NOVEMBER 5 Class 9:30-4:00 pm

Walk All The Way Around The Block

New
Time

The class will include straight line quilting, stitching in the ditch, how to stitch straight lines without marking your quilt, quilting with curved lines, circular spiral quilting, quilting with special stitches on your machine, and quilting curved designs using easy-to-make templates. Additional techniques include joining lines of stitching invisibly (for those times when your bobbin has run out or you've needed to remove stitches), matchstick quilting, radiating lines, square spirals, echoed curves, using freezer paper to get the border design just right, and using your piecing design for quilting grid designs with little or no marking.



NOVEMBER 6 Class CANCELLED

Please note that our class 'Little Gifts by the Dozen' has been cancelled due to lack of interest.

DECEMBER 2

1pm & 7 pm Holiday Potluck

See
Page 4

JANUARY 7

1pm & 7 pm 2025 UFO Challenge Presentation



Holiday Tablescape

Help us decorate the dining hall for the December Christmas meeting!

For the 1:00pm Pot Luck we need 12–13 boxes of table decorations, with each box including table decorations and place settings for six.

For the 7:00pm Hors D'oeuvres and desserts, we need 6 boxes of table decorations.

You can use **ANY** holiday or winter theme.

NO open-flame candles. Battery- or solar-operated items are fine.

Tableware can be paper/plastic, real china, or anything in between—your choice.

Bring everything for your table in **ONE** box. You **DO NOT** set up the table; the members who sit at the table will arrange the items.

Contact Rene Robinson at 309-738-3266 or sign up at the November meeting.



Gigi's Quilting, LLC
Angie Tague
Long Arm Quilting | 313 E Ives Street
gigisquilting.atague@gmail.com | Long Grove, IA 52756
563-370-7748 | Gigi's Quilting on Facebook

D'S STITCHING & TURNING
Longarm Quilting & Embroidery

309-786-4387 HOME
309-781-9749 CELL



DEBBIE SCHLADT
ROCK ISLAND, IL 61201

stitching.turning@gmail.com

NOVEMBER DOOHICKEY

- QT Fabrics Layer Cake
 - First Night Pattern
 - BladeSaver Thread Cutter
 - Missouri Star Pins
- The tickets are \$1.00 each.



Sorry for the repeat. I did not remember to bring it to the October meeting. The first of (hopefully not many) mistakes as your new president. Diana

Pound and Inch Fabric and Sewing Store

We buy fabric by the pound and sell it by the inch!

1316 4th Ave., Moline, IL 61265

www.poundandinch.com

309-428-8189

10% OFF for
GUILD MEMBERS



PFAFF

Perfection starts here.™ YOUR HOME FOR THE ORIGINAL IDT SYSTEM

Authorized PFAFF sales and service

Open Tues-Fri 11-2 and Sat 9-1 Closed Sun and Mon



L&P Collective Circle Login



L&P Collective Webpage

about us

The Longarm & Piecer Collective is a vibrant online community that provides access to quilt-industry related content and lessons and a space to connect with fellow quilt enthusiasts and professionals.

L&P Collective
Quilt *Stitching*
- by Shelly -

qsbs-landp-collective.circle.so

shelly@landpcollective.com

shelly@quiltstitching.com



QUILTS OF VALOR

I have been working daily on getting the award ceremony done correctly. At this point (Sunday 10/19), I have only heard from half of the veterans. I don't know what else I can do to get them to respond. I highlight things for them to respond. I have made it really simple. What is the old saying..... you can lead a horse to water.....?

We will have a great ceremony anyway! More cookies for me.

Their quilts will be there if they do show anyway.

Susan and I went to John Deere Commons and picked up the checks from the Classic on the 9th of October. A huge thank you to all of you for donating. There was a 9% match from John Deere. Donations totaled \$2070.00 and the match was \$186.30. That's about 1/2 my budget for the year. So very awesome!!

I will have the totals from the ceremony in next month's newsletter.

Dear Terry,

I greatly appreciate and thank you and your group very much for the beautiful quilt of valor that was presented to me. I will remember you and your group's kindness and quilting ability for a long time.

Yours truly, George S.

Terry Austin, QC QOV 309-912-1063

QUAD CITY BOTANICAL CENTER EXHIBIT “A Feast For Your Eyes”

The exhibit “A Feast For Your Eyes” will be hanging from
October 30, 2025 through January 31, 2026.

This is a perfect time to support the Botanical Center during their holiday events and experience the beauty of our quilts. They have supported us by asking us to display our art for years during the holidays. It helps people know we are here.

Contact Diana Engelbrecht with questions. 563-370-4239



CUDDLE (DOLL) QUILTS

Doll quilts, the 3rd Tuesday of the month, 8:30 - 2:00.
Deere Wiman Carriage House, 817 - 11th Ave, Moline.

We welcome anyone who wants to join us at doll quilts, but we also enjoy seeing the doll quilts that people make at home. Join us! We have loads of fun fabric to play with.

These child-sized, 24” square, quilts are donated to Head Start classes in December in the Quad Cities area (both Illinois and Iowa). In 2023 we donated over 1000 doll/teddy bear quilts for both boys and girls in the QC Head Start and Title programs, including Early Learning Centers in East Moline, Moline, Rock Island and Milan, and Davenport sites at Annie Wittenmyer and the Family Y.

Debbie Schladt DQ Chair 309.786.4387 (H) ♦ 309.781.9749 (C)

Margaret Paulos DQ Co-Chair 563.323.5745

THE CHALLENGE

CALLING ALL MEMBERS!

The MVQG Board is promoting a challenge to ALL members.

Each member is challenged to make 5 doll quilts by the end of the year.

If we participate, our guild will meet the need at hand!

Doll quilts are small, simple quilts that measure 24” x 24”.
They can be bound or simply turned pillowcase style. These small quilts are given to children in the QC area who are enrolled in the HeadStart Program. These children light up when they receive their own special quilt.

FIBER ARTS


The Fiber Arts group will meet Tuesday November 18, 2025 (date changed due to library closure on Vetrans Day) at the Davenport Public Library Eastern Avenue Branch. Everyone is welcome. Inspire and Create is scheduled from 9-3pm. The November morning workshop (formerly play day), 9:30-11:30, features a Christmas ornament with Rosie Baker. This is suitable for all levels.

Further questions or to register for class, contact Colleen Curry by phone or email before the class. Once registered, a supply list will given. The formal meeting will begin at 1 pm. Colleen Curry will give a presentation on Various Textile Paints and their uses.. There will also be a show and tell of current projects in the making or completed by group. **Colleen Curry, cocu@custeldridge.com 563-285-1305 (land line)**

HELP NEEDED!

Co-chair and assistants needed for the 2026 Quilt Show Raffle Basket Committee. Karen Mach, who has stumbled into a co-chair position really needs help! She is looking for creative and energetic people (outgoing wouldn't hurt but not required) to help plan, gather materials, build, store, and transport raffle baskets over the next year. I will beg and grovel if needed!

Please contact Karen Mach, 563-343-0470.



2026 UFO Challenge

Believe it or not, it's time to start thinking about the 2026 UFO Challenge!

Over the years, the challenge has inspired many to complete those long-standing unfinished projects. Sign-ups will begin now! The \$5 participation fee is due when you submit your form. You may join at any time. The Challenge Form has been revised to include four projects, plus two optional substitutions. Come join us—you'll be amazed at what you can accomplish over the year!


Kathee Secor and Mary Kay Hymes, UFO Challenge Coordinators

Member Opportunity

Everyone has an opportunity to purchase a well loved Orange Double Ring Quilt!

If you would like a chance to own the Orange quilt, put your name in the drawing at the November meeting.

If your name is drawn, give \$20 to Cathy Litwinow and get the quilt! \$10 will go to charity and \$10 will go to Quilts of Valor



Contact Catherine Litwinow with questions 563.332.8588

Thank you

Thank you for making our Garage Sale a success!

We had **51 volunteers** who contributed a total of **1,078 hours** to gather, organize, and run the sale. Your hard work brought in **\$8606.21!** A special thank-you goes to **Dawn and Mark Thompson** for graciously letting us take over their garage (and driveway!) and to **Claudia Duyvejonck** for leading the Garage Sale Committee.

We couldn't have done it without the hard work and dedication of everyone involved!

Please send news articles to Susan Nixon

newsletter@mvqg.org

November's Newsletter deadline is November 14th, 2025



FESTIVAL OF TREES QUILT VILLAGE

Do you have questions about the Festival of Trees QUILT VILLAGE?

Do you want to submit a Design (aka quilt)? For all the details, visit the Festival of Trees Design page: <https://www.qcfestivaloftrees.com/design>

The Festival of Trees is a major fundraiser for [Quad City Arts](#) and all donated items are available for purchase by the public—so quilts must be of quality, sellable condition.

For QUILT VILLAGE guidelines and categories: Download & Read the [Small Areas Design Manual](#) and refer to the Quilt Village section.

To SUBMIT your quilt, scroll down to the section titled: QUILT VILLAGE and click the red [SUBMIT A DESIGN](#) button to open the application (entry form).



All submissions must be made online!

Application deadline is:

November 12, 2025

Historical Interest

October is my Doll Quilt making month. As a guild, we need 1,000 doll quilts, which means if every member made five, we would be done. I really thank all the gals who made more than their quota!

My sewing room is small—just 10' x 10', but somehow things still get lost: the box with the bobbins, the strips I've already cut and sewn, the good scissors, even the fabric I bought at the garage sale. I eventually found everything, but then—horror—the machine flashed Message Error #6: "Thread caught." Except there wasn't any thread caught. I called my engineer hubby. He spotted arrows on a metal piece behind the presser foot, took it off, and discovered at least nine years' worth of fuzz! (Good thing I still had the brushes Mary Newcomb gave me for Christmas.) We dusted everything off and it was time to put in a new needle—except there were no needles. I thought about borrowing one from my Featherweight but instead drove to Shield's on Monday. They were closed! I'd checked the opening time, not the days. So off to Hobby Lobby for "Universal" needles. I brought them home, and couldn't get them out of the package. I tried hammering (no luck), pried it with a screwdriver, and finally one fell out. Engineer husband says, "You just push the top." My thumbs aren't strong enough! Now you know why I prefer to hand stitch. I can't lose my thumb, I keep my favorite thimble in a "safe place," and I can stitch anywhere in the house.

A bit of history: In one of the State History of Quilts books, it told about several ladies who lived in the Appalachian Mountains and only had one needle among them. It was stored in a potato and carried from home to home. (Thankfully Hobby Lobby had needles!)

One more story: In the play 1776, there's a scene with Martha and John Adams. He tells her they need saltpeter for the war effort, and she replies that the women need pins.

I have so much to be thankful for—and the community of quilters is near the top.

Catherine Litwinow, Historian

Volunteer Spotlight

Meet our new Treasurer, **Cheryl Peck**. Cheryl was born in Greeley, Colorado, and moved to Davenport in second grade, where she finished high school. She went on to study Industrial Engineering at Iowa State University. During the summers, she worked at John Deere, where she met her husband John (dearest).

After graduation and marriage, Cheryl and John moved to Tempe, Arizona, where they both earned their MBAs. They settled in Moline, worked for Deere, and raised four children – Jackie in Minneapolis, Kim and Brian in Madison, and Alice in Des Moines.

In 2000, John was transferred to Waterloo, Iowa. She stumbled upon a quilt shop while exploring her new town and decided to take a basic class, knowing that she could probably make “flat things” after sewing lots of kid clothes and home decor.

She soon became active in the local quilt guild, serving in several capacities from show chairperson to president. She continued to work part-time at Deere, but also worked at ‘Crazy to Quilt’ - the local quilt shop (for fabric) whenever she could. She enjoyed teaching a monthly “Baggy Buddies” class.

In 2022, she and John decided to move “back home” to Moline. It didn’t take long for her to join MVQG.

Her favorite styles of quilting are paper-piecing and hand appliqué. She loves learning new techniques and has taken many classes and workshops over the years.

Cheryl lives for the 4 F’s – Faith, Family, Fabric and Flight (travel). She and John are often on the road visiting their children and exploring the world. They have checked off 45 state capitols and hope to complete the quest soon.



Cheryl Peck

Meet **Jo Noon**, our afternoon Hostess Chair and 2026 Guild Challenge Chair.

Jo was born in Rock Island, Illinois and grew up in a family of six children — three brothers and three sisters. She attended Western Illinois University, where she earned a degree in Criminal Justice. Jo worked as a Dispatcher and Liaison for Law Enforcement in Rock Island and Scott County for 27 years. Looking for a change, she spent seven years living in Scott County Park, working for Pioneer Village coordinating events and tours for the schools. Those were great years working with the kids. After retiring, Jo moved back to Rock Island, where she now lives with two cats and a large yard.



Jo Noon

Jo’s mother was a precision quilter and sewer. Jo is not! In the late 80s or early 90s, she learned to quilt from classes with Donna Furrow making an Irish Chain baby size quilt. She joined MVQG in 2014.

Traditional piecing is her genre, with Log Cabin her favorite pattern along with anything glittery. Among her favorite creations are a quilted shawl and a witch panel for Halloween.

Jo enjoys a variety of other hobbies, including making glass bird baths from old vases and bowls, sun catchers from old dishes, crochet and kayaking (or anything near the water!).

Jo has served in many roles for our Great River Quilt Shows, including the Signs Chair (2016), Wearable Arts Committee (2018), and Wearable Arts Chair (2022 & 2024). She has been the guild’s second Webmaster and served in the Newsletter and Membership Board positions, as well as National Quilt Month Chair and Guild Challenge Chair for three years.

Jo had never sewn in her life until, after being married for a year, her husband decided she needed a hobby. He bought her a sewing machine and requested she make him a three-piece suit, two ties, a button-down dress shirt, and hankie for the suit pocket. She went to classes and made him a sweatshirt!

MVQG 2026 UFO Challenge

1. List 4 UFO's. We are keeping the option to add 2 additional projects (A & B). These can be substituted for your project. Fill in the form with a brief description of the current status of the UFO and what your goal is for the project, ie., whatever YOU want to achieve for each project. **Be sure to make a copy for yourself!!**
2. Mail* your completed form and \$5 fee to Mary Kay Hymes or turn this in at any Guild meeting.
*See membership book for address.
3. The numbers will be drawn at the January, April, July and October Meetings.
4. Photo proof of completion must be **EMAILED to Kathee Secor**, (kathee@frontiernet.net) by or on **the Sunday Before** the April and July, 2026 Meetings. October 2026 and January 2027 should be sent to Mary Kay Hymes (mkhymes@gmail.com). Mark your calendar. **PLEASE USE THE FOLLOWING AS THE SUBJECT: UFO CHALLENGE # __.** Also, notify us if you substituted either A or B for the drawn number. This enables us to quickly find your project if you have any questions. Please bring your UFO to the guild meeting for Show and Tell on the month it is due.

1. _____

2. _____

3. _____

4. _____

A. _____

B. _____

Signature: _____ Date: _____
Email: _____ Phone: _____

RULERS FOR RENT:

Rulers and patterns will be available for use at Get Away, meetings, PinPals, and Quilt Queens. Please contact Faye Kunz at 563-505-2579 if you have any questions or wish to rent a particular ruler. Faye is usually at general meetings and PinPals but you will need to contact her to ensure that she is at Quilt Queens or Get Away and that the ruler that you wish to use is available. There is no charge to use the rulers at sit & sews. If you wish to use a ruler/pattern at home, you will need to pay a \$15 deposit. Your deposit will be returned to you when the ruler/pattern is returned to Faye.

Deb Tucker Studio 180

Square Squared

Includes Technique Sheet for Stacked Squares and Design Sheet for Large Square Squared 4" finished units Square 2 Trim Down Ruler

Wing Clipper I Trim Down Ruler for Flying Geese Units

Includes Technique Sheet for Pickets & Quickets and Design Sheet for Wing Clipper I 2x4" Finished Units Tucker Trimmer

Includes Technique Sheet for Shaded Four Patch and Design Sheet for Tucker Trimmer 4" Finished Units "V" Block Trimmer

Includes Technique Sheet for Sidekick & High/Low and Design Sheet for V Block 4" Finished Units Diamond Rects

Split Rects

Split Rects

Includes Design Sheet for Split Rects 2 x 4 finished units Rapid Fire Lemoyne Star

Technique Sheet for Little Houses

Technique Sheet for Migrating Geese

Technique Sheet for Banded Lemoyne Stars

Technique Sheet for Blazing Lemoyne Stars

Technique Sheet for Fussy Cut Lemoynes

Technique Sheet for Lemoynes as Triangles

Technique Sheet for Liberty Lemoyne Stars

Technique Sheet for Strip Pieced Lemoyne Stars

Design Sheet Diamond Rects 2"x4" and 4"x8" Finished Units

Design Sheet for Rapid Fire Lemoyne Star Advanced I

Design Sheet for Rapid Fire Lemoyne Star Advanced II

Design Sheet Rapid Fire Lemoyne Star 4" Finished Units

Design Sheet for Square Squared 4" Finished Units

Marti Michell - Templates

2 1/2" Strippers (3 Pieces)

Drunkard's Path (2 Pieces)

Drunkard's Path (4 companion pieces for making 3", 3 1/2" and 4" units) #8960

Mini Dresden Plate (4 Pieces)

Multi-Size Kite Ruler

Not So Giant Dahlia (9 Pieces)

Stack N Whack Ruler 18 degree Fan (2 sets)

Storm at Sea Diamond Template Set (2 Pieces)

Tessellating Windmill

Winding Ways 6" Set 8052

Set A 3-inch square Basic Set

Set B

Set D 4-inch Square Basic Set (8 Pieces)

Set F Sunburst Block (5 Pieces) (2 sets)

Set H Large Hexagons Plus (3 Pieces) (2 sets)

Set K Schoolhouse

Set L 12" Seven-Patch Block Set

Set N Mini Geometrics (5 Pieces)

Set P Perfect Patchwork Templates (5 Pieces) (2 sets)

Marti Michell - Patterns

60 of One, Half a Dozen of Another

Apple Cores

Bali Breezes

Columbus Square

Fat Quarters Log Cabin

High Flyer Kites

Inner City Wallhanging

I Spy - One is Not Enough

Lazy Afternoon

Radiant Unfeathered Stars

Scrappy Bear's Path & More

Seven Sisters

Sunburst Quilts to Make

Twinkling Star

Winding Ways (2)

Zig Zag Geese

The Perfect Patchwork System Volume 1

The Perfect Patchwork System Volume 2

The Perfect Patchwork System Volume 6

90 Degree Double Strip Ruler (Creative Grids)

Easy Six Ruler

Easy Half Square Triangles Template (Sewing with Nancy)

Fantastic Fan

Flag Day Tumbler Template & Fruit Punch Quilt Pattern

Fun and Done Batting Buddy: Chit Chat, Easy Diamonds,

Fast Lane, & Woven Wonder patterns

Joseph's Coat Templates & Today's Quilter magazine

Log Cabin Hexagon Tool

Quilters Apothecary Mystical Designer

Quick Points Ruler 1 Inch

Quick Points Ruler 1 1/2 inch

QuickStar by Judy Martin

Quilters Strip Ticket Bias Tube Construction and Yardage Tables

Shortcut Binding Tool

Tri-Recs Tools set of 2 (Darlene Zimmerman)

Wheel of Mystery Pattern and templates

Zig Zag Ruler & Windy Day and Diamond Trip patterns

NOT FOR CHECK OUT - USE AT SIT AND SEWS ONLY

12 1/2" Square Sullivan's Edge

Omnigridd

2 1/2" Square

4" Square

6" Square (3)

6" x 24" (2)


1" x 12"

Half Square triangle

Omnigridd 3 1/2" Square

Artstick Expandable yardstick

6" Add an Eighth





MISSISSIPPI VALLEY QUILTERS GUILD
Membership Application/Renewal 2025-2026
Due Sept. 2, 2025



Please complete Parts 1 & 2. Use an address label or PRINT CLEARLY. Complete all sections or indicate NO CHANGE for renewals.

PART 1 (for use by Membership Chair)

Renewal _____ New _____

Name _____

Address _____

City, State, Zip _____

Cell Phone _____ Home phone _____

Email address (**Essential**): _____

Members acknowledge that email will be used for Guild business. Personal information will not be sold.

Please circle all that apply:

Special Listing for Membership Directory: Shop Owner (S); Teacher (T); Lecturer (L)

Quilting for Others: Basting (Q/B); Binding (B); Hand (Q/H); Machine (Q/M); Long Arm (LA); Quilt Restoration (QR)

PART 2 (for use by Guild President)

Name _____ Phone: _____

The Guild depends on volunteers to ensure it runs smoothly. Please **circle** any areas in which you can assist:

Anything!	Doohickey Drawing	Hostess (Meetings)	National Quilt Day	Quilt Show
Guild Challenge	Hostess (Speakers)	Newsletter	Social Media	Charity
Guild Retreat	Library	Programs	Community Educ.	Habitat for Humanity
Membership/Directory	Publicity	Videoconference (e.g. Zoom)	Doll Quilts	Historical Interest
Website	Transportation	Travel		

Would you be willing to serve on the Board of Directors? _____

If interested in conducting a workshop, please indicate what subject or technique you would teach.

Please list any special skills, talents, or abilities unrelated to quilting (e.g. computing, accounting, social media) that you would be willing to share with the Guild. _____

Membership renewals are due by Sept. 2, 2025, and are non-refundable. Annual dues are \$35 (\$17.50 Full-time Student ages 14-21). Renewals may be submitted at meetings or mailed to MVQG, PO Box 2636, Davenport, IA 52809. Checks are payable to MVQG. Membership cards are issued when renewing in person or mailed if a SASE is enclosed with the renewal. Information for Members renewing by the due date is included in the printed Membership Directory.

Upcoming Member Opportunities.

All are welcome!

Pin Pal Quilters

Faye Kunz 563-505-2579

Diana Engelbrecht 563-285-4348i

This group meets on the fourth Tuesday of each month from 830am to 3pm at the Butterworth Education Center, 701 12th Avenue, Moline. We work on our own projects so you must bring everything you will need. Any guild member is welcome. Bring your sewing machine or handwork. Beaders and others interested in embellishing with beads are welcome to come work on their projects during this time also. Large tables are available to baste and mark quilts.

Charity Quilts

Carol Downey 309-236-3886

Charity Quilts Day is held the second Thursday of the month, 9am to 3pm Deere-Wiman Carriage House, 817 11th Ave., Moline unless otherwise noted in the calendar.

Quilt Queens

Bev Hoy 563.391.8685

Judy Nelson 563-271-7140

This Sit-n-Sew group meets every third and fourth Thursday, 9am to 3pm, Eastern Avenue Library, 6000 Eastern Ave., Davenport.

Just bring your lunch and enjoy the day!

Join Quilt Queens for Breakfast on the second Thursday of each month. Meet at Village Inn, 53rd & Elmore, Davenport, IA. 9am. RSVP Contact Judy Nelson for your spot! Everyone is welcome.

Fairmount Library Sit-N-Sew

Diana Engelbrecht 563-370-4239

3000 N Fairmount Street, Davenport.

Please come and bring a friend.

On the third Friday of the month 9am to 3pm

Doll Quilts

Deb Schladt 309-786-4387

& Margaret Paulos 563-323-5745

Doll quilts are small quilts made by members and given to Head Start and selected preschool programs. Come to the workday, 3rd Tuesday most months at the Deere Wiman Carriage House, 817 11th Ave., Moline, 830am to 2pm, to plan, cut and sew with donated fabric, about 24" square. Donations always welcome. Quilts are distributed by December guild meeting.

Quilt Get Away

Denise Greer 309-269-0940

If you have projects to finish - Quilt Getaway is the place for you and open to all guild members. We meet at Butterworth Education Ctr., 701 - 12th Ave, Moline unless otherwise noted, from 845 am to 7pm on the first Friday and Saturday of the month. Stay all day or leave your things and come and go as you like. Microwave and refrigerator are available. You may want to bring a light and an extension cord.

Please remember do not come before **845am**.

Quilts of Valor

Terry Austin 309-912-1063

Make quilts to honor our veterans. Quilts of Valor group meets on the Wednesday following the Guild meeting, 9 to 2pm, Heritage Church, 4801-44th St. Rock Island.

Fiber Arts

Colleen Curry 563-285-1305

The Fiber Arts group meets on the second Tuesday, Eastern Ave. Library, 6000 Eastern Ave., Davenport Inspire and Create 9am to 3pm

Play Day 930am to 12pm

Fiber Arts Meeting 1pm to 3pm

The room will be open from 9am to 3pm for Inspire and Create time for anyone who would like to work on any non messy project of their choice. Play Days are various mini workshops to learn new techniques. Demos, information and show and tell from 1pm to 3pm. Any sewing machines will be asked to stop during the meeting. It will be an open creative time for all fiber mediums.

Virtual Sit-N-Sew

Jane Darin 309-523-3296

Karla Miley 309-738-5227

Held via Zoom every third Monday Contact Jane or Karla by 12 noon on the Sunday before.

Mod Squad Quilters

Vicky Morrow 309-948-3066

Susie Goodley 309-786-7229

Karla Miley 309-738-5227 T

Our new sit-and-sew for members interested in Modern Quilting. Mod Squad meets on the third Thursday 6:30 pm at the Parish Hall at St. John's Lutheran Church 4501 7th Ave, Rock Island

Scott County Library Sit-N-Sew

Deb Daniels 563-349-7115

200 N 6th Ave., Eldridge.

Please come and bring a friend.

On the Second Friday of the month
9am to 3pm

****This date fluctuates due to the Library's schedule.**

