

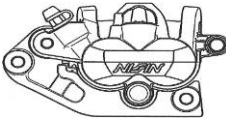
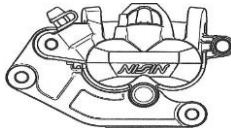




『CNC Caliper MX20L SPECIFICATION &



Shapes/ Parts Number				
	MX20L-H24	MX20L-H27	MX20L-K25	MX20L-K27
Body	Aluminum	Aluminum	Aluminum	Aluminum
	Anodized	Anodized	Anodized	Anodized
Bracket	Casting	Billet Aluminum	Casting	Casting
Piston / Size	Aluminum	Aluminum	Aluminum	Aluminum
	27×27mm	27×27mm	27×27mm	27×27mm
Instoration Pitch	78.5mm	78.5mm	102.1mm	102.13mm
Disk Diameter	240~260mm	270mm	250mm	270mm
Disk Thickness	3mm	3mm	3mm	3mm
Brake Pads	None ※ OPTION	None ※ OPTION	None ※ OPTION	None ※ OPTION

HONDA

Product Picture	Parts Number	Disk Dia	Bracket	Compatible Model	Unit Price	MSRP
	MX20L-H24	240mm	OEM Bracket	CRF250/450		-
	MX20L-H27	270mm	Special CNC Bracket	CRF250/450		-

※ For details of compatible models with the each MX20L Caliper, please refer to "MX20L APPLICATION LIST".

KAWASAKI / SUZUKI

Product Picture	Parts Number	Disk Dia	Bracket	Compatible Model	Unit Price	MSRP
	MX20L-K25	250mm	OEM Bracket	KX250/450 RM-Z250/450		-
	MX20L-K27	270mm	OEM Bracket	KX250/450 RM-Z250/450		-

※ For details of compatible models with the each MX20L Caliper, please refer to "MX20L APPLICATION LIST".

◆ OPTION : Special Brake Pad for MX20L series

P/N : 2P-225STMX



- Sintered pad material
- Excellent stopping power in sandy/muddy conditions

Unit Price : \$ / MSRP : \$

『MX20L APPLICATION LIST』

Manufacturer	Model	Year	Model Code	Parts Number			
				MX20L-H24 (240mm)	MX20L-H27 (270mm)	MX20L-K25 (250mm)	MX20L-K27 (270mm)
HONDA	CRF250 R	04-10	R4/R5/R6/R7/R8/R9/RA	●	●	×	×
		11-14	RB/RC/RD/RE	●	●	×	×
		15	RF/RG/RH/RJ	●	●	×	×
		19-21	RK/RL/RM	×	×	×	×
	CRF250 RX	19-21	RXK/RXL/RXM	×	×	×	×
	CRF250 F	19-21	FK/FL/FM	×	×	×	×
	CRF250 X	04-09	X4/X5/X6/X7/X8/X9	●	●	×	×
		12-13	XC/XD	●	●	×	×
		15-19	XF/XG/XH/XI/XJ	●	●	×	×
	CRF250 L	13-21	LD/LE/LF/LG/LH/LI/LJ/LK/LL/LM/LN/LD	×	×	×	×
	CRF250 RALLYE	17-19	RLH/RLI/RLK/RLM/LRA/LRD	×	×	×	×
		20	RLL	×	×	×	×
		21	LRA/LRD	×	×	×	×
	CRF450 R	02-03	R2/R3	×	×	×	×
		04-10	R4/R5/R6/R7/R8/R9/RA	●	●	×	×
		11-14	RB/RC/RD/RE	●	●	×	×
		15-18	RF/RG/RH/RJ	●	●	×	×
	CRF450 RX	19-21	RK/RL/RM	×	×	×	×
		17-18	RXH/RXH	●	●	×	×
		19-21	RXK/RXL/RXM	×	×	×	×
	CRF450 X	05-10	X5/X6/X7/X8/X9/XA	●	●	×	×
		12-18	XC/XD/XE/XF/XG/XH/XI	●	●	×	×
		19-21	XK/XL/XM	×	×	×	×
	CRF450 RWE	19-21	RWEK/RWEL/RWEM	×	×	×	×
KAWASAKI	KX250	02	L4	×	×	●	×
		04-08	M2/R1/R6F/R7F/R8F	×	×	●	×
		18-21	AJF/AKF/BLF/CMFNN	×	×	×	●
	KX250 F	04-08	N1/N2/T6F/T7F/T8F	×	×	●	×
		09	W9FA	×	×	●	×
		10-14	XAFB/YBF/YCF/ZDF/ZEZ	×	×	●	×
		15-16	ZFF/ZGF	×	×	×	●
		17-19	AHF/AJF/AKF	×	×	×	●
	KX250 XC	21	DMFNN	×	×	×	●
	KX450	19-21	JKF/JLF/JMFNN	×	×	×	●
	KX450 F	06-08	D6F/D7F/D8F	×	×	●	×
		09-10	E9F/EAF	×	×	●	×
		11-14	EBF/FCF/FDF/FEF	×	×	●	×
		15	FFF	×	×	×	●
		16-18	HGF/HIF/HUF	×	×	×	●
	KX450 XC	21	MKFNN	×	×	×	●
SUZUKI	RM-Z250	04-06	K4/K5/K6	×	×	×	×
		07-09	K7/K8/K9	×	×	●	×
		10	L0	×	×	●	×
		11-12	L1/L2	×	×	●	×
		14-15	L4/L5	×	×	●	×
		16-18	L6/L7/L8	×	×	●	×
	RM-Z450	19-21	L9/M0/M1	×	×	×	●
		05-07	K5/K6/K7	×	×	●	×
		08-11	K8/K9/L0/L1	×	×	●	×
		12-15	L2/L3/L4/L5	×	×	●	×
		16-17	L6/L7	×	×	●	×
		18-21	L8/L9/M0/M1	×	×	×	●

