


Sullivan Palatek®

Model 15 - 30 CDD Compressors



INDUSTRIAL AIR COMPRESSOR - 15-30 HP Compressor & Desiccant Dryer Package

ELECTRIC MOTOR:

- » Nema T-Frame, C-Face, double shaft, open drip proof squirrel cage induction type.
- » Direct coupling to motor for positive alignment.

MOTOR STARTER:

- » Full voltage magnetic starter with 120 volt controls, Nema 1 enclosure, circuit breaker, transformer and three phase over load protector.

AIR INTAKE FILTER:

- » Multi-stage dry type with replaceable element.

CONTROLS:

- » Full modulation, electronically controlled for smooth operation and lowest possible no load power. Auto dual control, timed stop or constant run.

INSTRUMENTATION:

- » Line pressure gauge, fluid reservoir gauge, hour meter, discharge temperature gauge, oil filter and separator element differential gauges.
- » Microprocessor control available.

PROTECTIVE DEVICES:

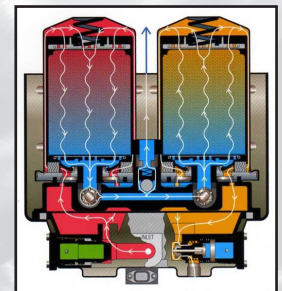
- » Class 20 overload relay, high temperature and overpressure shut down.

COOLING SYSTEM:

- » Air cooled with air cooler/aftercooler and factory filled with Palasyn 45 synthetic lubricoolant. Equipped with micro fiber full flow oil filter.

AIR DRYER:

- » Desiccant air dryer, water separator and coalescing filter for moisture removal, spin on replaceable cartridges.



CDD/CDDE

Complete compressor package with mounted desiccant air dryer, water separator high efficiency coalescing filter, and receiver tank.

EXTENDED LIFE mounted desiccant dryer to eliminate moisture and contaminants.



Sullivan-Palatek Desert Air Desiccant Dryer System

FEATURES

- Provides low dew points, and drops relative humidity below 10% consistently
- Dryer housings manufactured from solid aluminum
- Modular design
- Cartridge style regeneration orifices
- Dual outlet and inlet ports
- Dual inlet / auxiliary ports
- Each tower housing has a single piston spool
- Water trap & coalescing filter, standard
- Unloaded shutdown, standard feature

BENEFITS

- Waterborne ready!
- Does not require buying an entirely new unit to increase your shop's drying capacity
- Stronger construction; eliminates casting porosity
- Eliminates the need for manifold system
- Provides the ability to customize the performance of your dryer
- 1" NPT ports provide for easier installation options and reduces pressure drop through the dryer
- Allows for filtered air without drying the air for other uses such as breathing air
- Less parts, more reliable, and easy to service

Dual inlet ports and outlet ports provides for easier installation. The unique design of this modular system also allows compressed air to bypass through the inlet chamber for use downstream without having to pass through the drying technology.

Tower mounting stud with built-in regeneration valve. The size of the regeneration orifice controls how much air is used by the system to dry the towers. Reducing air volume and increasing orifice size can provide even lower dew points.


Dryer housings are machined from solid aluminum billet. Hard coat anodize provides superior strength and corrosion resistance.

PLC controller allows for more consistent air flow by staggering tower sequencing.

Moisture Minder pneumatic drains automatically actuate with the dryer to eliminate any water and oil trapped by the coalescing filters. Eliminates the need for float drains on our pre-filtration.

Single piston spool per tower reduces the number of moving components. Makes for easy maintenance.

Pre-filtration consists of a Sullivan-Palatek water separator and oil coalescing filter. These units can handle up to a quart of liquid per minute for extremely wet and dirty air systems.



Compressor Technical Data

MODEL 60Hz	15D	20D	25D4	25D	30D7	30DG
COMPRESSOR DATA						
Capacity, ACFM	55	80	95	110	115	125
Maximum full load/unload, psig	120/130	120/130	120/130	120/130	120/130	120/130
Minimum full load, psig	60	60	60	60	60	70
Motor horsepower	15	20	25	25	30	30
Motor speed, RPM	1,750	1,750	1,750	3,550	3,550	1,750
BHP @ full load	14	21.5	25	27	30	34
BHP @ 100 psig	13	19.1	22.2	24	28	32
Driven rotor coupling	Direct	Direct	Direct	Direct	Direct	Direct
Drive ratio	Direct	Direct	Direct	Direct	Direct	Direct
Rotor diameter & L/D	108mm x 1.65	108mm x 1.65	108mm x 2.1	108mm x 1.65	108mm x 1.65	108mm x 2.3
COOLING DATA, AIR COOLED						
Fan air flow, CFM	1,000	2,200	2,250	2,600	2,600	4,600
Max. duct loss, "H ₂ O	0.3	0.3	0.25	0.25	0.25	0.2
Aftercooler approach degree F	12	12	15	15	15	10
Heat rejection, BTU/hr.	34,700	51,600	59,200	68,500	71,600	81,408
Fluid capacity	3 gal.	3 gal.	3 gal.	3 gal.	3 gal.	6 gal.
COOLING DATA, WATER COOLED						
GPM w/60 deg. F. water	1.5	2.3	3	3	3	4
GPM w/70 deg. F. water	1.9	2.9	3.7	3.7	3.7	4.4
GPM w/80 deg. F. water	2.5	3.8	5	5	5	6
Max. water temp., deg. F.	85	85	85	85	85	85
Water connection in-out	3/4"-3/4"	3/4"-3/4"	3/4"-3/4"	3/4"-3/4"	3/4"-3/4"	3/4"-3/4"
SOUND DATA (dba @ 1m)						
Air cooled, open	78	80	81	88	88	82
Air cooled, enclosed	72	72	74	80	78	78
Water cooled, open	75	82	77	87	87	80
Water cooled, enclosed	76	77	73	80	82	70
DISCHARGE PIPING, (FNPT)						
Base mount (@ CDD end)	1"	1"	1"	1"	1"	1"
Tank mount (@ tank end)	2"	2"	2"	2"	2"	2"
ELECTRICAL DATA						
Motor, FLA @ 575V	15.4	20.8	27.2	23.2	28.0	31.2
Motor, FLA @ 460V	19.2	26.0	34.0	29.0	35.0	39
Motor, FLA @ 230V	38.4	52.0	68.0	58.0	70.0	78
Motor, FLA @ 208V	42.7	57.5	75.2	64.1	77.4	86.3
Motor, FLA @ 200V	44.2	59.8	74.0	66.7	89.0	89.7
Circuit Breaker Control	115 V	115 V	115 V	115 V	115 V	115 V

Descriptions, specifications and pictures represented in this brochure may vary from actual equipment purchased.

Sullivan Palatek



Electric Driven Industrial Air Compressors

5-10 HP Belt Driven
15-40 HP Direct Drive
40-100 HP Updraft
SP20 125-300 HP Series
SP32 300-450 HP Series
High and Low Pressure
Variable Frequency Drive Designs
Specialty Packaged Systems

Piston Air Compressors

Splash Lube
Pressure Lube
Gas Driven

Compressed Air Accessories

Refrigerated Air Dryers
Desiccant Air Dryers
Air Filters
Oil Free Systems
Air System Analysis
System Management Solutions
Condensate Management Systems

Air Ends for OEM Applications

Complete line up to meet your needs!

Sullivan-Palatek

1201 W US Hwy 20
Michigan City, IN 46360

PH: 800-438-6203
FX: 800-725-6203

info@palatek.com
www.sullivanpalatek.com

Diesel Driven Portable Air Compressors

185 cfm to 1800 cfm
John Deere, CAT, Cummins,
ISUZU and DEUTZ Engines
3 year Air End Warranty
Utility Models
Offshore Models

High Pressure Portable and Skid

950-1500 cfm at 350-500 psi

Instrument Quality Air

D375 to D1600

NEW Gas Powered, Dual Fuel, 185 cfm Units

Ford and Mitsubishi Engines
Skid Mount Aftercoolers
Skid Mount Dryers and Aftercoolers
Construction Electric Rentals 50-450HP
Electronic Parts Orders Through
SmartEquip™
Full Line of Pneumatic Tools
Hoses and Accessories

Distributed By:

15-30 CDD 8-14 1/M