



SES TLED LAMP

Project:	
Type:	
Note:	

DESCRIPTION

The shatterproof SES TLED T8 lamps are designed to handle the more extreme environments found in commercial and industrial buildings. They are a cost effective solution that achieves maximum energy savings while providing best in class quality and durability. Starco's TLED lamps achieve up to 140 lumen per watt and provide an unparalleled quality of light. Our robust electronics withstand extensive voltage surges and perform under heavy duress and high ambient temperatures. This product works with Starco's innovative Fast-Fuse socket kits, which delivers a quick and easy installation.



SPECIFICATION FEATURES

Construction & Materials

- Extruded aluminum heatsink maximizes LED lifetime and provides optimal performance
- Durable frosted or clear UV-resistant polycarbonate tube
- Heavy gauge V-0 flammability classified polycarbonate end caps
- Aluminum LED board maximizes heat dissipation
- No glass or mercury is used. Lamp is fully recyclable.

Electrical System

- High efficiency single end powered driver
- Input Voltage: 110-277V, 50/60Hz
- Operating Temperature: -20°C (-4°F) to 45°C (113°F)
- UL Type B direct voltage
- Efficacy up to 140 lm/w
- Wattage: 9W to 28W
- Power Factor: >0.90
- Total Harmonic Distortion: <15%
- Surge Protection: 1.5kV
- FCC Compliant
- Fast-Fuse Technology

Optical System

- High impact polycarbonate optics provides even distribution
- Frosted lens maximize glare reduction. Beam angle is 240°.

Controls

- On/Off with occupancy sensor
- Support multi level on/off control
- Lamp is not dimmable.

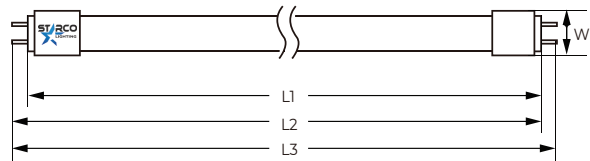
LED

- CRI: 82+
- CCT: 3000K, 3500K, 4000K, 5000K
- L₇₀ Lifetime: 186,000 hours @ 25°C
- L₉₀ Lifetime: 59,000 hours @ 25°C
- Gold wire bonding LED chip

Warranty

- 8 Years

DIMENSION



Model	L1		L2		L3	W	Unit
	MAX	MIN	MAX	MAX	MAX		
2 ft	23.61	23.71	23.75	23.89	1.14	inch	
600mm	599.5	602.1	606.3	606.8	29.0	mm	

Model	L1		L2		L3	W	Unit
	MAX	MIN	MAX	MAX	MAX		
3 ft	35.22	35.41	35.50	35.78	1.14	inch	
900mm	894.6	899.3	901.7	908.8	29.0	mm	

Model	L1		L2		L3	W	Unit
	MAX	MIN	MAX	MAX	MAX		
4 ft	47.22	47.41	47.50	47.78	1.14	inch	
1200mm	1199.4	1204.1	1206.5	1213.6	29.0	mm	



ORDER INFORMATION

SES TLED LAMP

Example: SL-T8-13-P-4-40-S

SL						
Series	Type	Wattage	Optics	Size	CCT	Serie
SL =Starco Lighting	T8 =T8 Lamp	09 =9W 13 =13W 15 =15W 18 =18W 22 =22W 28 =28W	P =Frosted C =Clear	2 =2ft 3 =3ft 4 =4ft	30 =3000K 35 =3500K 40 =4000K 50 =5000K	S =SES Serie
Accessories						
SLH5VKCS =3ft hanging chain		L7-15PLUG =277V Twist Lock L7-15P plug		FSIR-100 =Sensor Remote Controller		
AC10 =10ft aircraft cable/hook		HBP-111-L7 =Occupancy Sensor				
AC15 =15ft aircraft cable/hook		PC-1-LC-3-6 =120V PLUG-N-GO and 6' whip and 3 conductors				
WP10 =10ft Whip 16AWG		PC-2-LC-5-3 =277V PLUG-N-GO and 3' whip and 5 conductors				

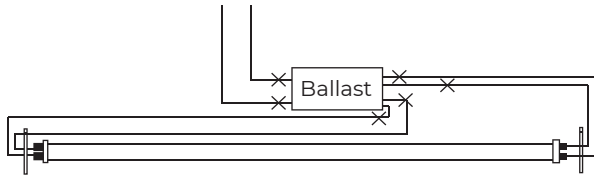
PERFORMANCE DATA

Model*	Wattage	CCT	Size	Lumen Output	
				Frosted	Clear
SL-T8-09-Y2-30-S	09	3000K	2'	1035	1076
SL-T8-09-Y2-35-S	09	3500K	2'	1035	1076
SL-T8-09-Y2-40-S	09	4000K	2'	1215	1264
SL-T8-09-Y2-50-S	09	5000K	2'	1215	1264
SL-T8-13-Y3-30-S	13	3000K	3'	1560	1622
SL-T8-13-Y3-35-S	13	3500K	3'	1560	1622
SL-T8-13-Y3-40-S	13	4000K	3'	1755	1825
SL-T8-13-Y3-50-S	13	5000K	3'	1755	1825
SL-T8-13-Y4-30-S	13	3000K	4'	1560	1622
SL-T8-13-Y4-35-S	13	3500K	4'	1560	1622
SL-T8-13-Y4-40-S	13	4000K	4'	1820	1893
SL-T8-13-Y4-50-S	13	5000K	4'	1820	1893
SL-T8-15-Y4-30-S	15	3000K	4'	1800	1872
SL-T8-15-Y4-35-S	15	3500K	4'	1800	1872
SL-T8-15-Y4-40-S	15	4000K	4'	2100	2184
SL-T8-15-Y4-50-S	15	5000K	4'	2100	2184
SL-T8-18-Y4-40-S	18	4000K	4'	2340	2434
SL-T8-18-Y4-50-S	18	5000K	4'	2340	2434
SL-T8-22-Y4-40-S	22	4000K	4'	2860	2974
SL-T8-22-Y4-50-S	22	5000K	4'	2860	2974
SL-T8-28-Y4-40-S	28	4000K	4'	3650	3796
SL-T8-28-Y4-50-S	28	5000K	4'	3650	3796


*"Y" can be P for Frosted, and C for Clear.

Wiring Diagram

1. Cut off ballast




2. Single lamp wiring



Kit Accessories


Fast-Fuse Socket Kit

Starco's TLED lamps work with Starco's Fast-Fuse Socket Kits. These prewired harnesses offer a fast and robust installation process that adds safety and security to a facility's lighting infrastructure. The Fast-Fuse Socket Kits reduce installation time significantly and enable installers to move from fixture to fixture at a steady pace, saving on labor costs. The integrated fuse system mitigates risks involving electrical shorts, arcs, defective sockets, faulty wiring and mistaken replacement of fluorescent lamps.



U-Bend Retrofit Kit

Prewired troffer brackets are designed for simple, safe and trouble free installation. Mounting is easy with slots replacing holes and flexible placement within the existing fixture. The brackets can be mounted either on the inside at the top or on the end cap of the existing troffer.



Variety of Sockets

There is a variety of different lamp holders in existing fluorescent fixtures nowadays. Starco offers a wide variety of lamp holders to meet your fixture requirement.



Fast-Fuse Kit

Prewired inline fuse kit with pigtail and quick disconnect is in compliance with NEC 410.130(G) and adds safety to the circuit. Use this kit when the existing sockets are not necessary to change.



Emergency Inverter

Starco's Emergency Lighting Inverter is designed for use with direct voltage connected to Starco's LED lighting product. The output voltage is 170VDC. The emergency lighting inverter can provide power to Starco TLED T8 lamps for over 90 minutes.



Occupancy Sensor

The SES TLED lamp works with the Legrand Wattstopper® photo/motion sensor that provides more energy savings without sacrificing performance. The lamps can be set as multi level control.



HBP-111, HBP-112, FSIR-100