



# Coronavirus COVID-19

BC Centre for Disease Control | BC Ministry of Health



## How to self-isolate

For those who have COVID-19 or respiratory symptoms

March 23, 2020

Follow the advice that you have received from your health care provider. If you have questions, or you start to feel worse, contact your health care provider, 8-1-1, your local public health unit, or complete the COVID-19 Symptom Self-Assessment tool by visiting [covid19.thrive.health](https://covid19.thrive.health).

### Stay home for at least 10 days after onset of symptoms

- Do not go to work, school, or public areas including places of worship, stores, shopping malls and restaurants.
- Do not use public transportation, taxis or rideshares.
- If leaving your home for medical care, call ahead and tell the medical facility that you are coming in so they can prepare for you.
- After 10 days, if your temperature is normal and you feel better, you can return to routine activities. Coughing may persist for several weeks, so a cough alone does not mean you need to continue to self-isolate for more than 10 days.




### Do not have visitors to your home

- It is okay for friends, family or delivery drivers to drop off food or other necessities, but try to have them drop off deliveries outside your home.
- Keep away from seniors and people with chronic medical conditions (e.g. diabetes, lung problems, heart disease or weakened immune system).



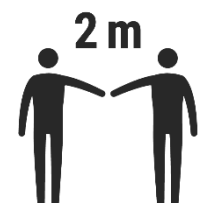
### Avoid contact with others at home

- Stay and sleep in a separate room away from other people in your home as much as possible and use a separate bathroom if you have one.
- Make sure that shared rooms have good airflow (e.g. open windows).



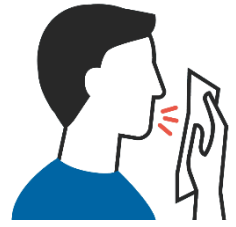
### Keep distance

- If you are in a room with other people, keep a distance of at least two metres and wear a mask that covers your nose and mouth.
- If you cannot wear a mask, people should wear a mask when they are in the same room as you.



## Cover your coughs and sneezes

- Cover your mouth and nose with a tissue when you cough or sneeze.
- Cough or sneeze into your upper sleeve or elbow, not your hand.
- Throw used tissues in a lined wastebasket, and wash your hands. Lining the wastebasket with a plastic bag makes waste disposal easier and safer.
- Wash your hands after emptying the wastebasket.



## Wash your hands

- Wash your hands often with soap and water.
- Dry your hands with a paper towel, or with your own cloth towel that no one else shares.
- Use an alcohol-based hand sanitizer if soap and water are not available.



## Wear a mask over your nose and mouth

- Wear a mask (surgical or procedure mask) if you must leave your house to see a health care provider.
- Wear a mask when you are with other people.



## Contact your local Public Health unit

Visit [immunizebc.ca/finder](https://immunizebc.ca/finder) to locate your nearest public health unit

---

---

## Learn about the virus

COVID-19 is a new virus. It spreads by respiratory droplets of an infected person to others with whom they have close contact such as people who live in the same household or provide care.

Learn more at [bccdc.ca/covid19](https://bccdc.ca/covid19)

March 24, 2020  
How to self-isolate: For those who have COVID-19 or respiratory symptoms

