









The Scientific Esthetics Symposium – November 9th & 10th - MASTER SCHEDULE





SUBJECT TO CHANGE* *Schedule as of 7/6/25*





ALL CLASSES ARE PRESENTED IN THE EASTERN UNITED STATES TIME ZONE.





WE RESERVE THE RIGHT TO MAKE SCHEDULE CHANGES AND MODIFICATIONS AS NECESSARY

TIME PRESENTATIONS - SUNDAY NOVEMBER 9 th 2025		
8:30-9:30 AM Log On 60 Min.	CLEARING CONCEPTS: ACNE THERAPEUTICS – LECTURE #ML01 Join Dr. Lees as he discusses prescription and OTC acne medications and the science behind their use. Learn how esthetic performance ingredients as well as botanicals can also play a part in clearing problem skin and can often be integrated with medications to help minimize potential unpleasant side effects and make treatment more user-friendly. Retinoids, benzoyl peroxide, antibiotics (topical and oral), alpha and beta hydroxy acids, anti-inflammatories, hormonal therapies, as well as classic esthetic programs for acne will be profiled. Do not miss this useful information to help your clients or patients with acne conditions.	Dr. Mark Lees PhD, MS, LE USA 
9:30-10:30 AM Log On 60 Min.	THE POWER OF PLASMA: THE USE OF PLASMA TECHNOLOGIES FOR AESTHETIC INDICATIONS – LECTURE #EH01 Plasma is an ionized gas that offers amazing opportunities in aesthetic medicine. There is a high interest in devices that generate plasma. The market features several plasma technologies, which differ from an engineering perspective, as well as their therapeutic capabilities and indications for use. We will discuss in detail what plasma is, how it is generated, and the difference between "hot" and "cold" plasma. You will learn how the skin responds to plasma and the mechanisms behind its clinical effects. We will also examine how different plasma devices are constructed and for what aesthetic purposes they can be used.	Dr. Elena Hernandez - Jiminez PhD ISRAEL <i>Global Educational Ambassador</i> 
10:30-11:30 AM Log On 60 Min.	THE FACIAL AND SKIN AGING MATRIX - LECTURE #EMF01 Numerous internal and external factors impact cellular function and are associated with changes in facial morphology. Recently, these ideas have advanced to emphasize various synergistic relationships shaped by environmental, biological, and metabolic influences. Factors such as air pollution, chemicals, radiation, medications, nutrient deficiencies, and immune function—either alone or in combination—contribute to skin aging, glycation, and cellular senescence. As skin changes and the aging process progresses, it's evident that morphological transformations stem from multiple influences and deficiencies. This lecture will explore several anatomical and physiological changes in the aging facial skin, alterations within skin systems, and the onset of cellular senescence. Further discussions will address prevention, nutritional support, and non-invasive strategies for pro-aging management in aesthetic care.	Dr. Erin Madigan-Fleck NMD, LE, LEI USA 
11:30-12:30 AM Log On 60 Min.	LIFECYCLE OF LYMPH: STRUCTURE, FUNCTION AND FLOW – LECTURE #CB01 The human body relies on interconnected systems to maintain health, and the lymphatic system—often called the “Elixir of Life”—plays a vital role in immunity, vitality, and recovery. This class explores the lifecycle of lymph and its relationship to the blood, emphasizing its significance from an esthetic perspective. We'll examine the structure and function of lymph and introduce techniques that support and enhance its function—such as dry brushing for circulation and manual lymphatic drainage for lymph flow. You'll learn how to incorporate these methods into an effective personal or professional care routine.	Cecily Braden LE, LEI USA 

12:30-12:45 15 min.	AWARDS PRESENTATION: PHILANTHROPY AWARD – Danné Montague-King EDUCATIONAL AMBASSADOR – Dr. Elena Hernandez-Jiminez PhD LEGACY AWARD -EXCELENCE IN EDUCATION - René Serbon -Global Corneotherapy Educator	
12:45 2:00 12:30 PM Log On 75 Min.	MODUS OPERANDI- THE RATIONALE & IMPEMETATION OF CASE STUDIES -LECTURE #EMF02 Implementing consulting and assessment skills within aesthetic practices is becoming increasingly crucial for administrative, compliance, and liability reasons. Proper intake and documentation represent standard operating procedures vital for recording work, replicating results, tracking progress, and ensuring safety controls. Estheticians must diligently document skin presentations, treatment protocols, allergic reactions, products used, and the positive outcomes clients experience from treatments. Case studies may provide essential records of clinical practices, capturing interactions that help us understand the various factors influencing client care. They also inform improvements to protocols based on these insights. Additionally, case studies serve as valuable teaching tools, showcasing both common and rare cases that may present challenges to estheticians. This lecture aims to clarify the foundational aspects of documentation, case study development, real-world examples of cases, and various forms and documents. Dr. Madigan-Fleck will highlight the significance of your <i>Modus Operandi</i> —achieving your unique approach and management style in your work.	Dr. Erin Madigan-Fleck NMD, LE, LEI USA 
2:00-3:00 1:45 PM Log On 60 Min.	A VISUAL COMPARISON: SKIN CONDITIONS ACROSS DIVERSE SKIN TONES – LECTURE #PS01 Estheticians must increasingly acknowledge the varied skin needs of individuals from diverse ethnic backgrounds. To effectively address these skin types, it is essential to move beyond traditional techniques and basic teachings, focusing on the unique characteristics of skin physiology, genetics, and disorders in diverse multi-ethnic populations. Additionally, esthetic professionals should enhance their understanding of how these skin types react to topical products and which methods may help in addressing specific skin concerns. Armed with this knowledge, they can create tailored strategies to tackle the unique challenges these clients face, thereby providing enhanced support, confidence, and value in their esthetic services.	Pamela Springer LE, LEI USA 
3:00-4:30 2:45 PM Log On 90 Min.	THE BUSINESS OF SKIN ASSESSMENT – DEFINING THE FOCAL POINT OF TREATMENT- LECTURE #MW01 Successful growth of an esthetic practice today relies on our ability to pinpoint our niche through concept development, effective marketing strategies, consistent methodologies, and the delivery of our services. Both quality and value are essential factors for client retention, along with implementing a clear skin care program and action plan. A vital component of any skin care routine is the skin assessment process, which highlights the esthetician's skills, skin knowledge, and insight necessary for creating a tailored treatment plan for specific skin issues. A well-defined treatment plan plays a crucial role in the esthetician's revenue. A methodical skin assessment provides the fundamental basis from which all facial techniques arise, establishing the standards and criteria needed for choosing suitable modalities, treatment programs, professional product integration, and client home care.	Margaret Walsh Global Educator NEW ZEALAND Honorary International Speaker 

4:30-5:30 4:15 PM Log On 60 Min.	STRUCTURAL PHYSIOGNOMY: SCULPTURAL FACIAL MASSAGE AND TREATMENTS FOR FACIAL TYPING – LECTURE #HP01 Structural anatomy encompasses levels down to microscopic details, including regional and systemic anatomy focused on organ systems. Physiognomy links physical traits to emotional expressions, studying muscle arrangements and reactions. In the 20th century, morphopsychology, introduced by a French psychiatrist, claimed that vital energies reflecting emotions and health shape facial forms. Similarly, Mien Shiang in Taoist medicine analyzes facial features for emotional and physiological insights. Facial shapes reveal age, fat distribution, texture, blood flow, lifestyle, and genetics, assessed through evaluation methods. Manual facial massage is vital in holistic esthetic and wellness treatments. Advanced massage uses anatomical dynamics, exploring facial "hallmarks" to establish it as a specialized technique for lifting, sculpting, drainage, and skin conditioning. This lecture will explore this technique and show how esthetic professionals can integrate various methods into their practice.	Helena Pahava LE USA 
5:30-6:30 5:15 PM Log On 60 Min	NEUROCOSMETICS AND PSYCHODERMATOLOGY-LECTURE #KS01 Maintaining the integrity of the skin barrier is vital for skin health. Research in psychodermatology indicates that skin health impacts mental well-being. Studies focusing on the "Brain and Skin Connection" cover fields such as psychology, endocrinology, skin neurobiology, skin inflammation, immunology, and pharmacology. Various research initiatives have shown that the skin serves as an important target organ, generating neuroendocrine, neurotransmitter, and neuropeptide signals that significantly affect skin biology and homeostasis. In times of stress, the skin may release inflammatory cytokines, triggering mast cell activation, histamine release, and skin rashes. This series of reactions can activate immune responses, leading to inflammation and various skin disorders. Join Dr. Steventon as she investigates the innovative field of <i>neurocosmetics</i> . The skin-brain axis underscores a complex relationship between the skin and specific formulations aimed at promoting skin health and wellness. Neurocosmetic products can physiologically influence skin sensory neuron activity, aligning with the wellness trend and positioning them at the cutting edge of skincare innovation.	Dr. Katerina Steventon PhD ENGLAND Honorary International Speaker 
6:30 – 7:30 6:15 PM Log On 60 Min.	DIFFUSING INGREDIENTS AND SKIN SENSITIVITY-LECTURE #KC01 Skin sensitivity is a growing issue affecting many skin types. Continuous exposure to irritants and substances that disrupt the skin's acid mantle, natural lipids, and moisture levels increases vulnerability to sensitivity. Many people are sensitive to at least one typical ingredient in skin care or cosmetic products, and those with a compromised stratum corneum are at a higher risk of irritation and sensitivity. Products may contain ingredients that can act antagonistically—either individually or in combination with others—triggering immune responses leading to redness, itching, dryness, stinging, irritation, and, in some cases, edema. This lecture will cover essential aspects of skin sensitivity, why treatments may "go awry," and highlight both well-known and lesser-known cosmetic agents that may act as antagonists and contribute to skin sensitivity.	Kris Campbell LE, CEO USA 
7:30-8:30 7:15 PM Log On 60 Min.	THE BIOMECHANICS OF CHEMICAL PEELING -LECTURE #YB01 Chemical peeling utilizes chemical agents to induce controlled damage to the epidermis and may also impact the dermis. The goal is to stimulate skin renewal and remodeling, improving the skin's appearance and texture. A chemical peel can effectively address signs of aging on the face, neck, and hands. When selecting the type of peel, it is essential to consider the complex biochemical processes involved in skin development, alongside a physical skin assessment and other clinical factors to determine the candidate's suitability for the procedure. This lecture will cover the mechanisms of chemical peels on skin cells, the effects of skin inflammation, possible interactions between chemical peels and systemic medications, and the biochemistry behind chemical peels and enzyme compounds.	Dr. Yuliya Borzykh PhD UKRAINE Honorary International Speaker 

TIME	PRESENTATIONS - MONDAY NOVEMBER 10 th , 2025,	EDUCATOR
8:30-9:30 8:15 AM Log on 60 min.	CELLS AND SIGNALS- THE SKIN IN MOTION – LECTURE #AZ01 This lecture will present valuable information designed to impart higher scientific intellect and stress the importance of understanding the complex activities and functional components of the skin. This presentation bridges science and the rationale behind the functioning of the skin while providing valuable insight into modern approaches for the assessment and management of the skin. Very important cellular relationships also depend on functioning lipids and proteins, the cornerstones of understanding the defense system of the epidermis and maintaining the integrity of the skin. Visual diagrams and illustrations make this dynamic presentation essential for the modern esthetician seeking to attain a “science edge” in their knowledge of skin physiology.	Alexandra Zani LE, LEI USA 
9:30-10:30 9:15 AM Log On 60 min.	DERMOTAPING © & LYMPHATICS - DECOMPRESSION TAPING - LECTURE #DB01 DermoTaping® is an elastic decompression taping method that originated in Italy in 2000 by David Blow. The system is based on the innovative Neuro Muscular Taping concept used in neurological and orthopedic rehabilitation. Initial guidelines were established, and a series of training sessions in specific treatment areas were offered, covering the body, face, décolleté, in combination with medical surgical interventions and oncological skin healthcare programs. The objective of DermoTaping is to “nourish from the inside.” This dilation and decompressive taping method helps improve blood circulation, skin oxygenation, nutrition, and fluidification by activating continuous fluid exchange in the treated area. DermoTaping is a functional dynamic treatment system that can be used in several areas of aesthetics.	David Blow LAc, LMT, CEO ITALY <i>Honorary International Speaker</i> 
10:30-11:30 10:15 AM Log On 60 min.	THE MAGIC OF EXOSOMES: PRINCIPALS OF FUNCTION, ROLE IN CELLULAR THERAPY, AND APPLICATIONS IN COSMETIC DERMATOLOGY- EH02 We live in an era of remarkable scientific discoveries, and interest in exosomes—vesicles measuring just 30 to 100 nm—is rapidly growing. These tiny “couriers” transfer signals between cells and play a crucial role in coordinating the functions of tissues and organs in the body. In medicine, exosomes are already being used for therapy and differential diagnostics, opening new horizons for treatment. In the world of cosmetics, they have become a true hit—since their introduction to the market several years ago, the demand for exosome-based products has only increased. What are exosomes? How are they produced and utilized? What tangible benefits do they offer, and what is simply marketing hype? We will address these and many other compelling questions regarding these unique and effective vesicles.	Dr. Elena Hernandez - Jiminez PhD ISRAEL <i>Global Educational Ambassador</i> 
11:30-12:30 11:15 AM Log On 60 min.	GUA SHA: BIOTRANSFORMATION IN MOTION - LECTURE CW01 Gua sha is a therapeutic practice rooted in Traditional Chinese Medicine that involves scraping the skin with a specific tool to stimulate changes in the underlying tissues. It is employed for treating common ailments as well as both chronic and acute illnesses, and it also contributes to beauty enhancement through a technique called Facial Gua sha. Various forms of Gua sha concentrate on improving circulation, regulating anti-inflammatory responses, boosting immune function, and inducing structural changes within the body's biomatrix. While Gua sha may seem straightforward due to its repetitive motions, it is a sophisticated technique. Understanding Gua sha in depth requires studying the body's anatomical and physiological structures, alongside the processes occurring within. Join our renowned acupuncturist, global health expert, celebrated author, educator, and Gua sha specialist for this enlightening presentation on Gua sha and how ancient Chinese concepts of nature can transform our views on the face and beauty and health	Clive Witham L.A.c, MNc. SPAIN <i>Honorary International Speaker</i> 

12:30-1:30 12:15 Log On 60 min.	ELECTROPHYSIOLOGY OF ESTHETIC MODALITIES – EMF03 <p>Electrotherapeutics employs various technologies in aesthetics to deliver different forms of electrical currents, impulses, and aspects of thermoregulation that significantly affect the skin and tissues. These effects may include stimulating metabolic activity in the mitochondria, tightening tissues, and facilitating mesoporation through the lipid bilayers of the skin, among other beneficial outcomes. We will introduce several concepts and the rationale behind using equipment efficiently and illustrate the aspects of their functionality, mechanics, and physics concerning frequently used and classical devices, including microdermabrasion, high frequency, ultrasonic, RF, galvanic, LED, and microcurrent.</p>	Dr. Erin Madigan-Fleck NMD, LE, LEI USA 
1:30-3:00 1:15 Log On 90 Min.	CORNEOTHERAPY: EXPLORING THE PATHWAY TO SKIN HOMEOSTASIS – RS01 <p>This comprehensive presentation introduces attendees to corneotherapy as a revolutionary paradigm shift in skin treatment methodology. Moving beyond traditional "break down to build up" approaches, this session explores how working with the skin's inherent biological intelligence leads to superior, sustainable outcomes. René Serbon will guide participants through the scientific foundations of skin homeostasis, demonstrating how the stratum corneum functions as a biologically active tissue capable of orchestrating healing throughout the entire integument. The presentation emphasizes evidence-based assessment techniques, practical implementation strategies, and the critical importance of the gut-mind-skin connection in achieving optimal skin health.</p>	Rene´ Serbon Skin Therapist CANADA <i>Honorary International Speaker</i> 
3:00-4:00 2:45 Log On 60 Min.	BE FEARLESS IN YOUR SKIN: RECLAIMING BEAUTY AND CONFIDENCE AFTER CANCER: MC01 <p>Cancer treatments often cause visible reminders on the skin, creating challenges for survivors. Side effects like dryness, hyperpigmentation, rashes, radiation tattoos, scarring, and loss of facial volume can impact self-image and emotional well-being, leading to feelings of fear, grief, and vulnerability. The Be Fearless approach acknowledges these struggles with sensitivity, encouraging survivors to confront their reflection with courage and compassion. Oncology Esthetics-certified estheticians provide more than skincare; they offer healing touch, attentive space, and scientifically grounded care. Whether during or after treatment, survivors receive guidance toward physical relief and emotional renewal, step by step. The conversation about survivorship often stops after treatment, yet survivors live with lasting effects. Be Fearless goes further, affirming you are not alone, not forgotten, and deserve to feel whole again. This isn't vanity; it's about dignity, recovery, and reclaiming self-worth.</p>	Morag Currin Skin Therapist Canada <i>Honorary International Speaker</i> 
4:00-5:00 3:45 Log On 60 Min.	UNIQUE TECHNOLOGY TO IDENTIFY NOVEL-COMPOSITES FOR AN ADVANCED EFFICACIOUS SKINCARE-MC03 <p>Medicinal and aromatic plants (MAPs) have a long history in dermatology and skincare, providing various benefits such as antioxidant protection, anti-inflammatory effects, and skin-soothing properties. They have a rich tradition of use in traditional medicine and have gained popularity for their therapeutic and aromatic qualities. MAPs contain essential oils, which are volatile and produce fragrance. These oils can be extracted from different parts of the plant, including leaves, flowers, stems, roots, and seeds. Approximately 80000 MAPs have been identified based on taxonomic records. Notably, all these plants can be used in some capacity for skin and hair care. Advances in technology, including spectroscopy and chemometrics, are helping to identify and characterize MAPs rich in phytochemicals that have been used for centuries to prevent and treat various skin conditions. Some MAPs are already being utilized in industrial practices. So, what is the next step to determine the best MAP options for future advanced skincare and allocate resources for discovering new compounds? Join Dr. Lokande as he shares some exciting new technology in MAP development and research.</p>	Dr Jayant Lokhande MD, MBA, CSO USA 

5:00-6:00 4:45 Log On 60 Min.	ESSENTIAL OIL THERAPEUTIC PATHWAYS:SKIN ABSORPTION, SURFACE RECEPTORS, AND THE OLFATORY RESPONSE – LECTURE#JH01 <p>Topical treatments don't require deep penetration to be effective. In this session, we'll explore the three key mechanisms by which essential oils and plant-based compounds influence both skin and systemic wellness: skin absorption, surface receptor activation, and olfactory signaling. Through a scientific lens, we'll look at how active compounds interact with receptors at the skin barrier, what penetrates the skin and why that matters, and how scent engages the nervous system in real-time. Participants will gain a deeper understanding of how to design esthetic and wellness treatments that support the skin and whole-body wellness.</p>	Jimm Harrison Master Aromatherapist USA 
6:00-7:00 5:45 PM Log On 60 Min.	FACIAL REJUVENATION –MEDICAL AND SURGICAL NEEDLING – LECTURE#FJ01 <p>Join Franck Joly, our skin needling expert, as he shares his innovative approach to anti-aging. He blends Eastern medical wisdom with Western precision techniques. With a robust background in Traditional Oriental Medicine and expertise in Advanced Constitutional Facial Acupuncture, Franck has established himself as a leader in holistic skincare. His treatments include Percutaneous Collagen Induction Therapy (CIT), championed by Dr. Des Fernandes, to boost collagen production for a smoother complexion. Franck employs distinctive techniques that combine medical and surgical micro-needling. He is committed to sharing his expertise through training and lectures, empowering others to provide effective anti-aging treatments for their clients. His significant contributions to the anti-aging sector offer a rejuvenation pathway that blends the art and science of rejuvenation skincare.</p>	Franck Joly LAc, MTOM Dipl. OM USA 
7:00–8:00 6:45 PM Log On 60 Min.	BEYOND THE SURFACE: HOW MODERN HABITS ACCELERATE SKIN AGEING AT THE CELLULAR LEVEL – LECTURE #PK01 <p>This lecture will focus beneath the surface to explore how the stress of our modern environment—particularly inactivity and artificial light—disrupts mitochondrial health, creating the ideal conditions for premature skin aging and dysfunction. Equip yourself with knowledge and strategies to address the root cause, not just the symptoms. Discover the link between mitochondria and skin health, the effects of chronic stress on the skin barrier, the impact of blue light and circadian rhythm disruption, and how movement can serve as mitochondrial medicine that enhances skin radiance. Learn to identify signs of mitochondrial burnout in the skin and explore practical protocols and straightforward practices to promote holistic skin vitality.</p>	Pia Kynoch ND, BASc AUSTRALIA 
8:00-9:00 7:45 PM Log On 60 Min.	UNLOCK THE SECRETS OF INGREDIENT LISTS – LECTURE #RG01 <p>Dive into the confusing world of skincare ingredient lists with 5-time industry legend Rebecca Gadberry, LE, FSCC. Drawing from her renowned UCLA cosmetic science courses, she unveils 12 powerful ingredient secrets and debunks 4 persistent myths about what you see on the label. You'll learn how to master the language of INCI names, understand the critical 1% rule, and learn to identify ingredient sources and functions briefly. You'll challenge common assumptions about "unpronounceable" ingredients and discover why an ingredient's position on a product label can be misleading when evaluating its worth or safety. Gain practical insider knowledge that boosts your credibility and helps you give better advice to clients.</p>	Rebecca Gadberry LE, FSCC USA 

Thank You! We look forward to seeing you next year!

November 8th & 9th 2026



FOR DETAILED USA AND WORLD TIME ZONES

Please use: <https://www.worldtimebuddy.com>

