





ROUND MODEL - SPECIAL ORDER FORM

DEALER INFO:		ORDERING PROCEDURES: STEP 1 - Choose the desired fire pit table model (Establishes Pricing). STEP 2 - Choose the desired color table top. STEP 3 - Choose the desired table top edge profile. STEP 4 - Choose the desired base enclosure style. STEP 5 - Choose the desired base enclosure height and finish. STEP 6 - Choose any desired reflective fire glass. STEP 7 - Choose any desired fire pit table accessories.
CLIENT NAME:		
SHIP-TO ADDRESS:		
CITY, STATE, & ZIP:		
EMAIL:		
HOME PHONE:		
WORK PHONE:		
CELL PHONE:		







STEP 1:	36" THE SIERRA	42" THE SANTIAGO	48" THE RIVIERA	54" THE NAPLES
Choose the desired fire pit table model:	<input type="checkbox"/> MSRP: \$2,665.33 	<input type="checkbox"/> MSRP: \$2,932.00 	<input type="checkbox"/> MSRP: \$3,731.99 	<input type="checkbox"/> MSRP: \$4,265.33 
Choose the desired table top color, thickness & stain option: (If applicable)	<input type="checkbox"/> 2cm <input type="checkbox"/> 3cm <u>GRANITE COLORS</u> <input type="checkbox"/> Santa Cecilia <input type="checkbox"/> Tan Brown <input type="checkbox"/> Black Pearl <input type="checkbox"/> Azul Platino 3CM GRANITE & STAINED PRECAST ARE UPGRADES <input type="checkbox"/> PreCast <input type="checkbox"/> Stained <u>PRE-CAST COLORS</u> <input type="checkbox"/> Chocolate <input type="checkbox"/> Light Grey <input type="checkbox"/> Dark Grey <input type="checkbox"/> White Cream	<input type="checkbox"/> 2cm <input type="checkbox"/> 3cm <u>GRANITE COLORS</u> <input type="checkbox"/> Santa Cecilia <input type="checkbox"/> Tan Brown <input type="checkbox"/> Black Pearl <input type="checkbox"/> Azul Platino 3CM GRANITE & STAINED PRECAST ARE UPGRADES <input type="checkbox"/> PreCast <input type="checkbox"/> Stained <u>PRE-CAST COLORS</u> <input type="checkbox"/> Chocolate <input type="checkbox"/> Light Grey <input type="checkbox"/> Dark Grey <input type="checkbox"/> White Cream	<input type="checkbox"/> 3cm <u>GRANITE COLORS</u> <input type="checkbox"/> Santa Cecilia <input type="checkbox"/> Tan Brown <input type="checkbox"/> Black Pearl <input type="checkbox"/> Azul Platino 3CM GRANITE ONLY & STAINED PRECAST IS AN UPGRADE <input type="checkbox"/> PreCast <input type="checkbox"/> Stained <u>PRE-CAST COLORS</u> <input type="checkbox"/> Chocolate <input type="checkbox"/> Light Grey <input type="checkbox"/> Dark Grey <input type="checkbox"/> White Cream	<input type="checkbox"/> 3cm <u>GRANITE COLORS</u> <input type="checkbox"/> Santa Cecilia <input type="checkbox"/> Tan Brown <input type="checkbox"/> Black Pearl <input type="checkbox"/> Azul Platino 3CM GRANITE ONLY NOT AVAILABLE IN PRECAST OR 2CM GRANITE
Choose the desired table edge profile:	<input type="checkbox"/> Polished Edge <input type="checkbox"/> Rockface Edge PRE-CAST POLISHED EDGE ONLY	<input type="checkbox"/> Polished Edge <input type="checkbox"/> Rockface Edge PRE-CAST POLISHED EDGE ONLY	<input type="checkbox"/> Polished Edge <input type="checkbox"/> Rockface Edge PRE-CAST POLISHED EDGE ONLY	<input type="checkbox"/> Polished Edge <input type="checkbox"/> Rockface Edge PRE-CAST POLISHED EDGE ONLY
Choose the desired base style/shape:	<input type="checkbox"/> Mini Square (Tapered) 24" Casual Dine Height Bases Add \$50 Cost	<input type="checkbox"/> Mini Square (Tapered) <input type="checkbox"/> Square (Tapered) 24" Casual Dine Height Bases Add \$50 Cost	<input type="checkbox"/> Square (Tapered) 24" Casual Dine Height Bases Add \$50 Cost	<input type="checkbox"/> Square (Tapered) 24" Casual Dine Height Bases Add \$50 Cost
Choose the desired base height & finish: * New Mini Bases are not compatible with the LP Drawer Slide *	CHAT <input type="checkbox"/> 21" Black <input type="checkbox"/> 21" Bronze <input type="checkbox"/> 21" White <input type="checkbox"/> 21" Grey DINE <input type="checkbox"/> 24" Black <input type="checkbox"/> 24" Bronze <input type="checkbox"/> 24" White <input type="checkbox"/> 24" Grey	CHAT <input type="checkbox"/> 21" Black <input type="checkbox"/> 21" Bronze <input type="checkbox"/> 21" White <input type="checkbox"/> 21" Grey DINE <input type="checkbox"/> 24" Black <input type="checkbox"/> 24" Bronze <input type="checkbox"/> 24" White <input type="checkbox"/> 24" Grey	CHAT <input type="checkbox"/> 21" Black <input type="checkbox"/> 21" Bronze <input type="checkbox"/> 21" White <input type="checkbox"/> 21" Grey DINE <input type="checkbox"/> 24" Black <input type="checkbox"/> 24" Bronze <input type="checkbox"/> 24" White <input type="checkbox"/> 24" Grey	CHAT <input type="checkbox"/> 21" Black <input type="checkbox"/> 21" Bronze <input type="checkbox"/> 21" White <input type="checkbox"/> 21" Grey DINE <input type="checkbox"/> 24" Black <input type="checkbox"/> 24" Bronze <input type="checkbox"/> 24" White <input type="checkbox"/> 24" Grey
Choose the desired 1/4" reflective fire glass color:	<input type="checkbox"/> Copper Reflective <input type="checkbox"/> Earth Blend Reflective <input type="checkbox"/> Black Reflective <input type="checkbox"/> Platinum Reflective <input type="checkbox"/> Blue Reflective <input type="checkbox"/> Jade Reflective <input type="checkbox"/> Rose Reflective <input type="checkbox"/> Evergreen Reflective <input type="checkbox"/> Gold Reflective <input type="checkbox"/> Silver Reflective	<input type="checkbox"/> Copper Reflective <input type="checkbox"/> Earth Blend Reflective <input type="checkbox"/> Black Reflective <input type="checkbox"/> Platinum Reflective <input type="checkbox"/> Blue Reflective <input type="checkbox"/> Jade Reflective <input type="checkbox"/> Rose Reflective <input type="checkbox"/> Evergreen Reflective <input type="checkbox"/> Gold Reflective <input type="checkbox"/> Silver Reflective	<input type="checkbox"/> Copper Reflective <input type="checkbox"/> Earth Blend Reflective <input type="checkbox"/> Black Reflective <input type="checkbox"/> Platinum Reflective <input type="checkbox"/> Blue Reflective <input type="checkbox"/> Jade Reflective <input type="checkbox"/> Rose Reflective <input type="checkbox"/> Evergreen Reflective <input type="checkbox"/> Gold Reflective <input type="checkbox"/> Silver Reflective	<input type="checkbox"/> Copper Reflective <input type="checkbox"/> Earth Blend Reflective <input type="checkbox"/> Black Reflective <input type="checkbox"/> Platinum Reflective <input type="checkbox"/> Blue Reflective <input type="checkbox"/> Jade Reflective <input type="checkbox"/> Rose Reflective <input type="checkbox"/> Evergreen Reflective <input type="checkbox"/> Gold Reflective <input type="checkbox"/> Silver Reflective
Choose the desired optional accessories:	<u>OPTIONAL ACCESSORIES:</u> <input type="checkbox"/> Matching Stone Burner Lid <input type="checkbox"/> Cooking Package <input type="checkbox"/> Glass Wind Guard <input type="checkbox"/> Matching Alum Burner Lid <input type="checkbox"/> Full Table Cover <input type="checkbox"/> Lazy Susan Kit	<u>OPTIONAL ACCESSORIES:</u> <input type="checkbox"/> Matching Stone Burner Lid <input type="checkbox"/> Cooking Package <input type="checkbox"/> Glass Wind Guard <input type="checkbox"/> Matching Alum Burner Lid <input type="checkbox"/> Full Table Cover <input type="checkbox"/> Lazy Susan Kit	<u>OPTIONAL ACCESSORIES:</u> <input type="checkbox"/> Matching Stone Burner Lid <input type="checkbox"/> Cooking Package <input type="checkbox"/> Glass Wind Guard <input type="checkbox"/> Matching Alum Burner Lid <input type="checkbox"/> Full Table Cover <input type="checkbox"/> Lazy Susan Kit	<u>OPTIONAL ACCESSORIES:</u> <input type="checkbox"/> Matching Stone Burner Lid <input type="checkbox"/> Cooking Package <input type="checkbox"/> Glass Wind Guard <input type="checkbox"/> Matching Alum Burner Lid <input type="checkbox"/> Full Table Cover <input type="checkbox"/> Lazy Susan Kit

SQUARE MODEL - SPECIAL ORDER FORM

DEALER INFO:		ORDERING PROCEDURES: STEP 1 - Choose the desired fire pit table model (Establishes Pricing). STEP 2 - Choose the desired color table top. STEP 3 - Choose the desired table top edge profile. STEP 4 - Choose the desired base enclosure style. STEP 5 - Choose the desired base enclosure height and finish. STEP 6 - Choose any desired reflective fire glass. STEP 7 - Choose any desired fire pit table accessories.
CLIENT NAME:		
SHIP-TO ADDRESS:		
CITY, STATE, & ZIP:		
EMAIL:		
HOME PHONE:		
WORK PHONE:		
CELL PHONE:		






STEP 1:	28" THE PHOENIX	36" THE VENETIAN	42" THE VENICE	48" THE MADRID
Choose the desired fire pit table model:	<input type="checkbox"/> MSRP: \$2,132.00 	<input type="checkbox"/> MSRP: \$2,665.33 	<input type="checkbox"/> MSRP: \$2,932.00 	<input type="checkbox"/> MSRP: \$3,731.99 
Choose the desired table top color, thickness & stain option: (If applicable)	<input type="checkbox"/> 2cm <input type="checkbox"/> 3cm <u>GRANITE COLORS</u> <input type="checkbox"/> Santa Cecilia <input type="checkbox"/> Tan Brown <input type="checkbox"/> Black Pearl <input type="checkbox"/> Azul Platino <u>3CM GRANITE & STAINED PRECAST ARE UPGRADES</u> PreCast Stained <u>PRE-CAST COLORS</u> <input type="checkbox"/> Chocolate <input type="checkbox"/> Light Grey <input type="checkbox"/> Dark Grey <input type="checkbox"/> White Cream	<input type="checkbox"/> 2cm <input type="checkbox"/> 3cm <u>GRANITE COLORS</u> <input type="checkbox"/> Santa Cecilia <input type="checkbox"/> Tan Brown <input type="checkbox"/> Black Pearl <input type="checkbox"/> Azul Platino <u>3CM GRANITE & STAINED PRECAST ARE UPGRADES</u> PreCast Stained <u>PRE-CAST COLORS</u> <input type="checkbox"/> Chocolate <input type="checkbox"/> Light Grey <input type="checkbox"/> Dark Grey <input type="checkbox"/> White Cream	<input type="checkbox"/> 3cm <u>GRANITE COLORS</u> <input type="checkbox"/> Santa Cecilia <input type="checkbox"/> Tan Brown <input type="checkbox"/> Black Pearl <input type="checkbox"/> Azul Platino <u>3CM GRANITE ONLY & STAINED PRECAST IS AN UPGRADE</u> PreCast Stained <u>PRE-CAST COLORS</u> <input type="checkbox"/> Chocolate <input type="checkbox"/> Light Grey <input type="checkbox"/> Dark Grey <input type="checkbox"/> White Cream	<input type="checkbox"/> 3cm <u>GRANITE COLORS</u> <input type="checkbox"/> Santa Cecilia <input type="checkbox"/> Tan Brown <input type="checkbox"/> Black Pearl <input type="checkbox"/> Azul Platino <u>3CM GRANITE ONLY</u> PreCast Stained <u>PRE-CAST COLORS</u> <input type="checkbox"/> Chocolate <input type="checkbox"/> Light Grey <input type="checkbox"/> Dark Grey <input type="checkbox"/> White Cream
Choose the desired table edge profile:	<input type="checkbox"/> Polished Edge <input type="checkbox"/> Rockface Edge <u>PRE-CAST POLISHED EDGE ONLY</u>	<input type="checkbox"/> Polished Edge <input type="checkbox"/> Rockface Edge <u>PRE-CAST POLISHED EDGE ONLY</u>	<input type="checkbox"/> Polished Edge <input type="checkbox"/> Rockface Edge <u>PRE-CAST POLISHED EDGE ONLY</u>	<input type="checkbox"/> Polished Edge <input type="checkbox"/> Rockface Edge <u>PRE-CAST POLISHED EDGE ONLY</u>
Choose the desired base style/shape:	<input type="checkbox"/> Mini Square (Tapered) <u>24" Casual Dine Height Bases Add \$50 Cost</u>	<input type="checkbox"/> Mini Square (Tapered) <input type="checkbox"/> Square (Tapered) <u>24" Casual Dine Height Bases Add \$50 Cost</u>	<input type="checkbox"/> Square (Tapered) <u>24" Casual Dine Height Bases Add \$50 Cost</u>	<input type="checkbox"/> Square (Tapered) <u>24" Casual Dine Height Bases Add \$50 Cost</u>
Choose the desired base height & finish: * New Mini Bases are not compatible with the LP Drawer Slide *	CHAT <input type="checkbox"/> 21" Black <input type="checkbox"/> 21" Bronze <input type="checkbox"/> 21" White <input type="checkbox"/> 21" Grey DINE <input type="checkbox"/> 24" Black <input type="checkbox"/> 24" Bronze <input type="checkbox"/> 24" White <input type="checkbox"/> 24" Grey	CHAT <input type="checkbox"/> 21" Black <input type="checkbox"/> 21" Bronze <input type="checkbox"/> 21" White <input type="checkbox"/> 21" Grey DINE <input type="checkbox"/> 24" Black <input type="checkbox"/> 24" Bronze <input type="checkbox"/> 24" White <input type="checkbox"/> 24" Grey	CHAT <input type="checkbox"/> 21" Black <input type="checkbox"/> 21" Bronze <input type="checkbox"/> 21" White <input type="checkbox"/> 21" Grey DINE <input type="checkbox"/> 24" Black <input type="checkbox"/> 24" Bronze <input type="checkbox"/> 24" White <input type="checkbox"/> 24" Grey	CHAT <input type="checkbox"/> 21" Black <input type="checkbox"/> 21" Bronze <input type="checkbox"/> 21" White <input type="checkbox"/> 21" Grey DINE <input type="checkbox"/> 24" Black <input type="checkbox"/> 24" Bronze <input type="checkbox"/> 24" White <input type="checkbox"/> 24" Grey
Choose the desired 1/4" reflective fire glass color:	<input type="checkbox"/> Copper Reflective <input type="checkbox"/> Earth Blend Reflective <input type="checkbox"/> Black Reflective <input type="checkbox"/> Platinum Reflective <input type="checkbox"/> Blue Reflective <input type="checkbox"/> Jade Reflective <input type="checkbox"/> Rose Reflective <input type="checkbox"/> Evergreen Reflective <input type="checkbox"/> Gold Reflective <input type="checkbox"/> Silver Reflective	<input type="checkbox"/> Copper Reflective <input type="checkbox"/> Earth Blend Reflective <input type="checkbox"/> Black Reflective <input type="checkbox"/> Platinum Reflective <input type="checkbox"/> Blue Reflective <input type="checkbox"/> Jade Reflective <input type="checkbox"/> Rose Reflective <input type="checkbox"/> Evergreen Reflective <input type="checkbox"/> Gold Reflective <input type="checkbox"/> Silver Reflective	<input type="checkbox"/> Copper Reflective <input type="checkbox"/> Earth Blend Reflective <input type="checkbox"/> Black Reflective <input type="checkbox"/> Platinum Reflective <input type="checkbox"/> Blue Reflective <input type="checkbox"/> Jade Reflective <input type="checkbox"/> Rose Reflective <input type="checkbox"/> Evergreen Reflective <input type="checkbox"/> Gold Reflective <input type="checkbox"/> Silver Reflective	<input type="checkbox"/> Copper Reflective <input type="checkbox"/> Earth Blend Reflective <input type="checkbox"/> Black Reflective <input type="checkbox"/> Platinum Reflective <input type="checkbox"/> Blue Reflective <input type="checkbox"/> Jade Reflective <input type="checkbox"/> Rose Reflective <input type="checkbox"/> Evergreen Reflective <input type="checkbox"/> Gold Reflective <input type="checkbox"/> Silver Reflective
Choose the desired optional accessories:	<u>OPTIONAL ACCESSORIES:</u> <input type="checkbox"/> Matching Stone Burner Lid <input type="checkbox"/> Cooking Package <input type="checkbox"/> Glass Wind Guard <input type="checkbox"/> Matching Alum Burner Lid <input type="checkbox"/> Full Table Cover <input type="checkbox"/> Lazy Susan Kit	<u>OPTIONAL ACCESSORIES:</u> <input type="checkbox"/> Matching Stone Burner Lid <input type="checkbox"/> Cooking Package <input type="checkbox"/> Glass Wind Guard <input type="checkbox"/> Matching Alum Burner Lid <input type="checkbox"/> Full Table Cover <input type="checkbox"/> Lazy Susan Kit	<u>OPTIONAL ACCESSORIES:</u> <input type="checkbox"/> Matching Stone Burner Lid <input type="checkbox"/> Cooking Package <input type="checkbox"/> Glass Wind Guard <input type="checkbox"/> Matching Alum Burner Lid <input type="checkbox"/> Full Table Cover <input type="checkbox"/> Lazy Susan Kit	<u>OPTIONAL ACCESSORIES:</u> <input type="checkbox"/> Matching Stone Burner Lid <input type="checkbox"/> Cooking Package <input type="checkbox"/> Glass Wind Guard <input type="checkbox"/> Matching Alum Burner Lid <input type="checkbox"/> Full Table Cover <input type="checkbox"/> Lazy Susan Kit

RECTANGLE MODEL - SPECIAL ORDER FORM

DEALER INFO:		ORDERING PROCEDURES: STEP 1 - Choose the desired fire pit table model (Establishes Pricing). STEP 2 - Choose the desired color table top. STEP 3 - Choose the desired table top edge profile. STEP 4 - Choose the desired base enclosure style. STEP 5 - Choose the desired base enclosure height and finish. STEP 6 - Choose any desired reflective fire glass. STEP 7 - Choose any desired fire pit table accessories.
CLIENT NAME:		
SHIP-TO ADDRESS:		
CITY, STATE, & ZIP:		
EMAIL:		
HOME PHONE:		
WORK PHONE:		
CELL PHONE:		



STEP 1:	28" x 46" THE MALIBU	32" x 50" THE MONACO	36" x 54" THE TUSCANY
Choose the desired fire pit table model:	<input type="checkbox"/> MSRP: \$2,798.66 	<input type="checkbox"/> MSRP: \$3,198.66 	<input type="checkbox"/> MSRP: \$3,731.99 
STEP 2: Choose the desired table top color, thickness & stain option: (If applicable)	<div style="display: flex; justify-content: space-between;"> <div> <input type="checkbox"/> 2cm <input type="checkbox"/> 3cm </div> <div> <u>GRANITE COLORS</u> <input type="checkbox"/> Santa Cecilia <input type="checkbox"/> Tan Brown <input type="checkbox"/> Black Pearl <input type="checkbox"/> Azul Platino </div> </div> <p><u>3CM GRANITE & STAINED PRECAST ARE UPGRADES</u></p> <div style="display: flex; justify-content: space-between;"> <div> Pre-Cast Stained </div> <div> <u>PRE-CAST COLORS</u> <input type="checkbox"/> Chocolate <input type="checkbox"/> Light Grey <input type="checkbox"/> Dark Grey <input type="checkbox"/> White Cream </div> </div>	<div style="display: flex; justify-content: space-between;"> <div> <input type="checkbox"/> 2cm <input type="checkbox"/> 3cm </div> <div> <u>GRANITE COLORS</u> <input type="checkbox"/> Santa Cecilia <input type="checkbox"/> Tan Brown <input type="checkbox"/> Black Pearl <input type="checkbox"/> Azul Platino </div> </div> <p><u>3CM GRANITE & STAINED PRECAST ARE UPGRADES</u></p> <div style="display: flex; justify-content: space-between;"> <div> Pre-Cast Stained </div> <div> <u>PRE-CAST COLORS</u> <input type="checkbox"/> Chocolate <input type="checkbox"/> Light Grey <input type="checkbox"/> Dark Grey <input type="checkbox"/> White Cream </div> </div>	<div style="display: flex; justify-content: space-between;"> <div> <input type="checkbox"/> 2cm <input type="checkbox"/> 3cm </div> <div> <u>GRANITE COLORS</u> <input type="checkbox"/> Santa Cecilia <input type="checkbox"/> Tan Brown <input type="checkbox"/> Black Pearl <input type="checkbox"/> Azul Platino </div> </div> <p><u>STAINED PRECAST IS AN UPGRADE</u></p> <div style="display: flex; justify-content: space-between;"> <div> Pre-Cast Stained </div> <div> <u>PRE-CAST COLORS</u> <input type="checkbox"/> Chocolate <input type="checkbox"/> Light Grey <input type="checkbox"/> Dark Grey <input type="checkbox"/> White Cream </div> </div>
STEP 3: Choose the desired table edge profile:	<input type="checkbox"/> Polished Edge <input type="checkbox"/> Rockface Edge <u>PRE-CAST POLISHED EDGE ONLY</u>	<input type="checkbox"/> Polished Edge <input type="checkbox"/> Rockface Edge <u>PRE-CAST POLISHED EDGE ONLY</u>	<input type="checkbox"/> Polished Edge <input type="checkbox"/> Rockface Edge <u>PRE-CAST POLISHED EDGE ONLY</u>
STEP 4: Choose the desired base style/shape:	<input type="checkbox"/> Mini Rectangle <input type="checkbox"/> Standard Rectangle <small>24" Casual Dine Height Bases Add \$50 Cost</small>	<input type="checkbox"/> Mini Rectangle <input type="checkbox"/> Standard Rectangle <small>24" Casual Dine Height Bases Add \$50 Cost</small>	<input type="checkbox"/> Mini Rectangle <input type="checkbox"/> Standard Rectangle <small>24" Casual Dine Height Bases Add \$50 Cost</small>
STEP 5: Choose your desired burner assembly	N/A	N/A	<input type="checkbox"/> Square Burner Assembly <u>PRE-CAST POLISHED EDGE ONLY</u>
STEP 6: Choose the desired base height & finish: * New Mini Bases are not compatible with the LP Drawer Slide *	<div style="display: flex; justify-content: space-between;"> <div> CHAT <input type="checkbox"/> <input type="checkbox"/> <input type="checkbox"/> <input type="checkbox"/> DINE <input type="checkbox"/> <input type="checkbox"/> <input type="checkbox"/> <input type="checkbox"/> <input type="checkbox"/> </div> <div> 21" Black 21" Bronze 21" White 21" Grey 24" Black 24" Bronze 24" White 24" Grey </div> </div>	<div style="display: flex; justify-content: space-between;"> <div> CHAT <input type="checkbox"/> <input type="checkbox"/> <input type="checkbox"/> <input type="checkbox"/> DINE <input type="checkbox"/> <input type="checkbox"/> <input type="checkbox"/> <input type="checkbox"/> <input type="checkbox"/> </div> <div> 21" Black 21" Bronze 21" White 21" Grey 24" Black 24" Bronze 24" White 24" Grey </div> </div>	<div style="display: flex; justify-content: space-between;"> <div> CHAT <input type="checkbox"/> <input type="checkbox"/> <input type="checkbox"/> <input type="checkbox"/> DINE <input type="checkbox"/> <input type="checkbox"/> <input type="checkbox"/> <input type="checkbox"/> <input type="checkbox"/> </div> <div> 21" Black 21" Bronze 21" White 21" Grey 24" Black 24" Bronze 24" White 24" Grey </div> </div>
STEP 7: Choose the desired 1/4" reflective fire glass color: <small>20# S Included with each fire pit table purchase.</small>	<input type="checkbox"/> Copper Reflective <input type="checkbox"/> Earth Blend Reflective <input type="checkbox"/> Black Reflective <input type="checkbox"/> Platinum Reflective <input type="checkbox"/> Blue Reflective <input type="checkbox"/> Jade Reflective <input type="checkbox"/> Rose Reflective <input type="checkbox"/> Evergreen Reflective <input type="checkbox"/> Gold Reflective <input type="checkbox"/> Silver Reflective	<input type="checkbox"/> Copper Reflective <input type="checkbox"/> Earth Blend Reflective <input type="checkbox"/> Black Reflective <input type="checkbox"/> Platinum Reflective <input type="checkbox"/> Blue Reflective <input type="checkbox"/> Jade Reflective <input type="checkbox"/> Rose Reflective <input type="checkbox"/> Evergreen Reflective <input type="checkbox"/> Gold Reflective <input type="checkbox"/> Silver Reflective	<input type="checkbox"/> Copper Reflective <input type="checkbox"/> Earth Blend Reflective <input type="checkbox"/> Black Reflective <input type="checkbox"/> Platinum Reflective <input type="checkbox"/> Blue Reflective <input type="checkbox"/> Jade Reflective <input type="checkbox"/> Rose Reflective <input type="checkbox"/> Evergreen Reflective <input type="checkbox"/> Gold Reflective <input type="checkbox"/> Silver Reflective
STEP 8: Choose the desired optional accessories:	<u>OPTIONAL ACCESSORIES:</u> <input type="checkbox"/> Matching Stone Burner Lid <input type="checkbox"/> Cooking Package <input type="checkbox"/> Glass Wind Guard <input type="checkbox"/> Matching Alum Burner Lid <input type="checkbox"/> Lazy Susan Kit	<u>OPTIONAL ACCESSORIES:</u> <input type="checkbox"/> Matching Stone Burner Lid <input type="checkbox"/> Cooking Package <input type="checkbox"/> Glass Wind Guard <input type="checkbox"/> Matching Alum Burner Lid <input type="checkbox"/> Lazy Susan Kit	<u>OPTIONAL ACCESSORIES:</u> <input type="checkbox"/> Matching Stone Burner Lid <input type="checkbox"/> Cooking Package <input type="checkbox"/> Glass Wind Guard <input type="checkbox"/> Matching Alum Burner Lid <input type="checkbox"/> Lazy Susan Kit

