




# RECTANGLE MODEL - SPECIAL ORDER FORM

DEALER INFO:		<b>ORDERING PROCEDURES:</b> <b>STEP 1</b> - Choose the desired fire pit table model (Establishes Pricing). <b>STEP 2</b> - Choose the desired color table top. <b>STEP 3</b> - Choose the desired table top edge profile. <b>STEP 4</b> - Choose the desired base enclosure style. <b>STEP 5</b> - Choose the desired base enclosure height and finish. <b>STEP 6</b> - Choose any desired reflective fire glass. <b>STEP 7</b> - Choose any desired fire pit table accessories.
CLIENT NAME:		
SHIP-TO ADDRESS:		
CITY, STATE, & ZIP:		
EMAIL:		
HOME PHONE:		
WORK PHONE:		
CELL PHONE:		



STEP 1:	28" x 46" THE MALIBU	32" x 50" THE MONACO	36" x 54" THE TUSCANY
Choose the desired fire pit table model:	<input type="checkbox"/> MSRP: \$2,798.66 	<input type="checkbox"/> MSRP: \$3,198.66 	<input type="checkbox"/> MSRP: \$3,731.99 
STEP 2: Choose the desired table top color, thickness & stain option: (If applicable)	<input type="checkbox"/> 2cm <input type="checkbox"/> 3cm <u>GRANITE COLORS</u> <input type="checkbox"/> Santa Cecilia <input type="checkbox"/> Tan Brown <input type="checkbox"/> Black Pearl <input type="checkbox"/> Azul Platino <u>3CM GRANITE &amp; STAINED PRECAST ARE UPGRADES</u>  Pre-Cast Stained <input type="checkbox"/> <u>PRE-CAST COLORS</u> <input type="checkbox"/> Chocolate <input type="checkbox"/> Light Grey <input type="checkbox"/> Dark Grey <input type="checkbox"/> White Cream	<input type="checkbox"/> 2cm <input type="checkbox"/> 3cm <u>GRANITE COLORS</u> <input type="checkbox"/> Santa Cecilia <input type="checkbox"/> Tan Brown <input type="checkbox"/> Black Pearl <input type="checkbox"/> Azul Platino <u>3CM GRANITE &amp; STAINED PRECAST ARE UPGRADES</u>  Pre-Cast Stained <input type="checkbox"/> <u>PRE-CAST COLORS</u> <input type="checkbox"/> Chocolate <input type="checkbox"/> Light Grey <input type="checkbox"/> Dark Grey <input type="checkbox"/> White Cream	<input type="checkbox"/> 2cm <input type="checkbox"/> 3cm <u>GRANITE COLORS</u> <input type="checkbox"/> Santa Cecilia <input type="checkbox"/> Tan Brown <input type="checkbox"/> Black Pearl <input type="checkbox"/> Azul Platino <u>STAINED PRECAST IS AN UPGRADE</u>  Pre-Cast Stained <input type="checkbox"/> <u>PRE-CAST COLORS</u> <input type="checkbox"/> Chocolate <input type="checkbox"/> Light Grey <input type="checkbox"/> Dark Grey <input type="checkbox"/> White Cream
STEP 3: Choose the desired table edge profile:	<input type="checkbox"/> Polished Edge <input type="checkbox"/> Rockface Edge <u>PRE-CAST POLISHED EDGE ONLY</u>	<input type="checkbox"/> Polished Edge <input type="checkbox"/> Rockface Edge <u>PRE-CAST POLISHED EDGE ONLY</u>	<input type="checkbox"/> Polished Edge <input type="checkbox"/> Rockface Edge <u>PRE-CAST POLISHED EDGE ONLY</u>
STEP 4: Choose the desired base style/shape:	<input type="checkbox"/> Mini Rectangle <input type="checkbox"/> Standard Rectangle <i>24" Casual Dine Height Bases Add \$50 Cost</i>	<input type="checkbox"/> Mini Rectangle <input type="checkbox"/> Standard Rectangle <i>24" Casual Dine Height Bases Add \$50 Cost</i>	<input type="checkbox"/> Mini Rectangle <input type="checkbox"/> Standard Rectangle <i>24" Casual Dine Height Bases Add \$50 Cost</i>
STEP 5: Choose your desired burner assembly	N/A	N/A	<input type="checkbox"/> Square Burner Assembly <u>PRE-CAST POLISHED EDGE ONLY</u>
STEP 6: Choose the desired base height & finish: * New Mini Bases are not compatible with the LP Drawer Slide *	CHAT <input type="checkbox"/> 21" Black <input type="checkbox"/> 21" Bronze <input type="checkbox"/> 21" White <input type="checkbox"/> 21" Grey  DINE <input type="checkbox"/> 24" Black <input type="checkbox"/> 24" Bronze <input type="checkbox"/> 24" White <input type="checkbox"/> 24" Grey	CHAT <input type="checkbox"/> 21" Black <input type="checkbox"/> 21" Bronze <input type="checkbox"/> 21" White <input type="checkbox"/> 21" Grey  DINE <input type="checkbox"/> 24" Black <input type="checkbox"/> 24" Bronze <input type="checkbox"/> 24" White <input type="checkbox"/> 24" Grey	CHAT <input type="checkbox"/> 21" Black <input type="checkbox"/> 21" Bronze <input type="checkbox"/> 21" White <input type="checkbox"/> 21" Grey  DINE <input type="checkbox"/> 24" Black <input type="checkbox"/> 24" Bronze <input type="checkbox"/> 24" White <input type="checkbox"/> 24" Grey
STEP 7: Choose the desired 1/4" reflective fire glass color:  <i>20# S Included with each fire pit table purchase.</i>	<input type="checkbox"/> Copper Reflective <input type="checkbox"/> Earth Blend Reflective <input type="checkbox"/> Black Reflective <input type="checkbox"/> Platinum Reflective <input type="checkbox"/> Blue Reflective <input type="checkbox"/> Jade Reflective <input type="checkbox"/> Rose Reflective <input type="checkbox"/> Evergreen Reflective <input type="checkbox"/> Gold Reflective <input type="checkbox"/> Silver Reflective	<input type="checkbox"/> Copper Reflective <input type="checkbox"/> Earth Blend Reflective <input type="checkbox"/> Black Reflective <input type="checkbox"/> Platinum Reflective <input type="checkbox"/> Blue Reflective <input type="checkbox"/> Jade Reflective <input type="checkbox"/> Rose Reflective <input type="checkbox"/> Evergreen Reflective <input type="checkbox"/> Gold Reflective <input type="checkbox"/> Silver Reflective	<input type="checkbox"/> Copper Reflective <input type="checkbox"/> Earth Blend Reflective <input type="checkbox"/> Black Reflective <input type="checkbox"/> Platinum Reflective <input type="checkbox"/> Blue Reflective <input type="checkbox"/> Jade Reflective <input type="checkbox"/> Rose Reflective <input type="checkbox"/> Evergreen Reflective <input type="checkbox"/> Gold Reflective <input type="checkbox"/> Silver Reflective
STEP 8: Choose the desired optional accessories:	<input type="checkbox"/> <u>OPTIONAL ACCESSORIES:</u> <input type="checkbox"/> Matching Stone Burner Lid <input type="checkbox"/> Cooking Package <input type="checkbox"/> Glass Wind Guard <input type="checkbox"/> Matching Alum Burner Lid <input type="checkbox"/> Lazy Susan Kit	<input type="checkbox"/> <u>OPTIONAL ACCESSORIES:</u> <input type="checkbox"/> Matching Stone Burner Lid <input type="checkbox"/> Cooking Package <input type="checkbox"/> Glass Wind Guard <input type="checkbox"/> Matching Alum Burner Lid <input type="checkbox"/> Lazy Susan Kit	<input type="checkbox"/> <u>OPTIONAL ACCESSORIES:</u> <input type="checkbox"/> Matching Stone Burner Lid <input type="checkbox"/> Cooking Package <input type="checkbox"/> Glass Wind Guard <input type="checkbox"/> Matching Alum Burner Lid <input type="checkbox"/> Lazy Susan Kit