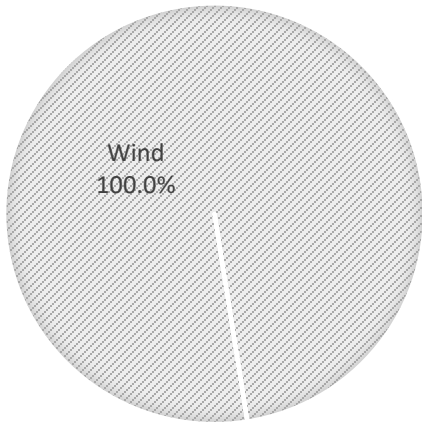
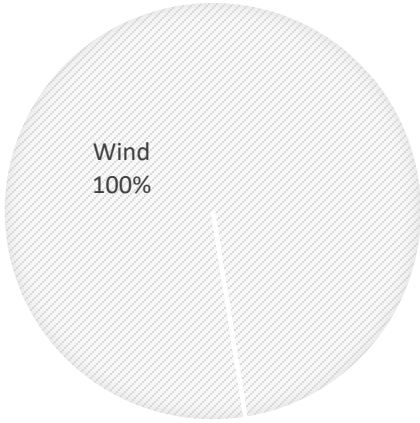



Environmental Disclosure Information – Quarterly Comparisons				
South Bay Energy Corp.				
Projected Data for the 2025 Calendar Year				
Actual Data for the Period 01/01/25 to 3/31/25				
<b>Generation Resource Mix -</b> A comparison between the sources of generation projected to be used to generate this product and the actual resources used during this period.	<b>PROJECTED</b> 		<b>ACTUAL</b> 	
<b>Environmental Characteristics–</b> A description of the characteristics associated with each possible generation resource.	Biomass Power	Air Emissions and Solid Waste		
	Coal Power	Air Emissions and Solid Waste		
	Hydro Power	Wildlife Impacts		
	Natural Gas Power	Air Emissions and Solid Waste		
	Nuclear Power	Radioactive Waste		
	Oil Power	Air Emissions and Solid Waste		
	Other Sources	Unknown Impacts		
	Solar Power	No Significant Impacts		
	Unknown Purchased Resources	Unknown Impacts		
	Wind Power	Wildlife Impacts		
<b>Air Emissions –</b> Product-specific projected and actual air emissions for this period compared to the regional average air emissions.				
	<div>Regional Average</div>			
<b>Radioactive Waste –</b> Radioactive waste associated with the product.	<b>Type:</b>		<b>Quantity:</b>	
	High-Level Radioactive Waste		Unknown	Lbs./1,000 kWh
	Low-Level Radioactive Waste		Unknown	Ft³/1,000 kWh
With in-depth analysis, the environmental characteristics of any form of electric generation will reveal benefits as well as costs. For further information, contact South Bay Energy Corp. at <a href="mailto:info@southbayenergy.com">info@southbayenergy.com</a> or (877) 724-9010				