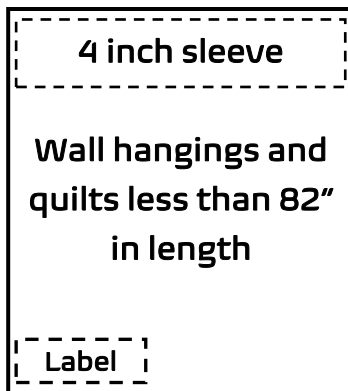


- Entry Preparations -

No quilts will be accepted at check-in without a hanging sleeve and label attached according to these directions!

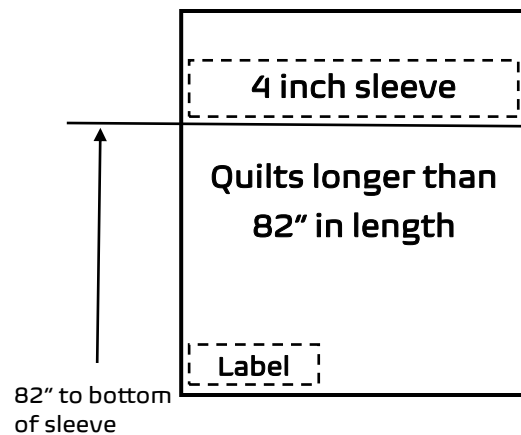
Where to add sleeves

⇒ Quilts less than 82" in length



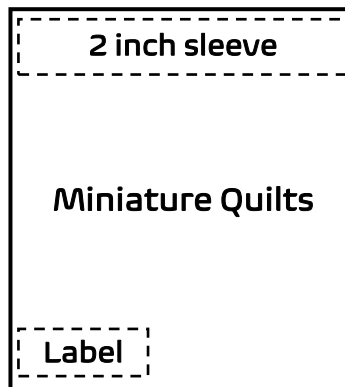
Wall-hangings and quilts less than 82" in length need a 4" or larger sleeve placed just under the binding at the top of the quilt.

⇒ Quilts 82" or longer in length



Quilts longer than 82" must have a sleeve attached no more than 82" from the bottom of the quilt.

⇒ Miniature Quilts



Miniature quilts must have a 2" or larger sleeve for hanging

Labeling Your Items

- ⇒ *Each entry MUST have a label which includes your name, title of the entry, and your address.*
- ⇒ *Please SEW labels securely to quilts on the lower left corner on the back. SEW labels securely to garments on the inside of the garment and attach securely to dolls or 3-D items under the base of the item.*
- ⇒ *For judging, labels must be covered with fabric. Please baste in place - do not use pins—so that maker(s) of items will remain anonymous during judging.*