

Slide
1

**CEN
REVIEW**

Intro to the CEN Exam


Slide
2

OBJECTIVES

- Identify and Discuss the exam Requirements
- How to register for the exam- What to expect
- Discuss Blooms Taxonomy- How are the questions constructed

Slide
3

EXAM REQUIREMENTS



- Who is Eligible to sit for the exam?
- How many years of experience do I need to sit for the exam?
- What if I do not work at the bedside?

Slide

4

Exam Objectives

- Establishing a level of knowledge, competency, requirements, and achievements
- Measuring the attainment of a defined body of knowledge needed to function at the competent level
- Encouraging participation in continuing education
- Promoting professional development and career advancement
- Providing employers, patients and peers a mechanism to recognize knowledgeable professionals
- Promoting self-confidence

<https://www.bcercertifications.org/Get-Certified/CEN/About-Exams.aspx>

Slide

5

Registering for the Exam

- WWW.BCENcertifications.org
- **All registration is completed online**
- Once you apply – 90 day window
 - Westminster
 - Greenwood Village
 - Colorado Springs
 - CMC – Edwards Colorado
 - Mesa State university – Grand Junction

Slide

6

\$\$\$ How Much is The Exam \$\$\$

ENA MEMBER	Non - Member
230	370

ENA MEMBERSHIP	
1 year	\$ 120
3 year	\$ 303
5 year	\$ 457
Lifetime	\$ 1503

Slide

7

HOW MANY QUESTIONS ?

There are a total of 175 questions on the exam

What is a passing Score?
You must attain approximately 70% to pass

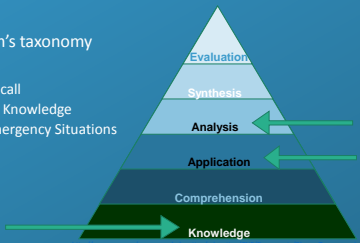
When do I get my results?

Slide

8

How are the questions constructed?

- Based on Bloom's taxonomy
- Levels used
 - **Knowledge** Recall
 - **Application** of Knowledge
 - **Analysis** of Emergency Situations




Slide

9

Knowledge Recall

- Recognition of information
- Memory of facts
- Facts, concepts, terms, definitions, principles
- May include comprehension with explanation or interpretation of principles
- Uses verbs like 'define', 'list', 'state', 'explain', 'identify' or 'predict'



Slide
10

Knowledge Recall Example


What heart rate parameters define supraventricular tachycardia (SVT) in infants?

- A. 160-180 beats per minute
- B. 180-200 beats per minute
- C. 200-220 beats per minute
- D. Greater than 220 beats per minute

Slide
11

Application of Knowledge

- Interpretation or application of knowledge or data
- More difficult than recall
- Requires low-level problem solving skills
- Requires classification, explanation or differentiation
- Uses verbs like 'apply', 'solve', 'show', 'demonstrate', or 'modify'
- There is more context related to clinical issues



Slide
12

Application Example

A 6-month-old presents with poor feeding, pallor, and lethargy. Examination reveals HR 236 beats/minute, RR 44 breaths/minute, BP 82/42 mmHg, T 99.1 °F (37.3 °C), thready peripheral pulses and delayed capillary refill. These are signs and symptoms of what disorder?


- A. Sinus tachycardia (ST)
- B. Moderate to severe dehydration
- C. Supraventricular tachycardia (SVT)
- D. Early anaphylactic shock response

Slide

13

Analysis of Specific Emergencies

- Requires recognition of relationships, seeing the whole process, breaking a situation down into steps and prioritization
- It requires many steps in the thought process
- High-level problem-solving skills
- Asks to compare and contrast, demonstrate understanding of 'why' and relationship between all parts of the process
- Uses verbs like 'differentiate', 'compare and contrast'.



Slide

14

Analysis Example

A 6-month-old presents with poor feeding, pallor, and lethargy. Examination reveals HR 236 beats/minute, RR 44 breaths/minute, BP 68/42 mmHg, T 99.1 °F (37.3 °C), thready peripheral pulses and delayed capillary refill. The nurse should prepare for which intervention?

- A. Obtain IV access and administer a bolus of 0.9% Saline or LR
- B. Obtain intravenous access and administer adenosine (Adenocard) 0.1 mg/kg, rapidly
- C. Place on defibrillator and perform synchronized cardioversion
- D. Place on cardiopulmonary monitoring and observe for decompensation

Slide

15

TIPS for Success-

- Study / Practice
- Eat and Sleep well
- Know where you are going-
- Have all necessary materials
- Take your time-
 - What is the question asking – Remove the Distractors
 - Are any parts of the question incorrect?
 - Are any parts of the answer incorrect?
