

# Gun Violence by the Numbers

---

CHARLES VEAR, MPH

MEDICAL COLLEGE OF WISCONSIN

INSTITUTE FOR HEALTH AND EQUITY | DIVISION OF EPIDEMIOLOGY AND SOCIAL SCIENCES

DIVISION OF DATA SURVEILLANCE AND INFORMATICS | COMPREHENSIVE INJURY CENTER

## Purpose of this Overview

Provide overall context for gun violence “by the numbers” both nationally and in Wisconsin

Develop a shared understanding of the measurement and frequency of gun violence in recent years

# What is gun violence?

## *What is gun violence?*

- Gun-related violence is violence committed with the use of a firearm

## *Types of gun-related violence*

- Includes firearm homicides, firearm suicides, nonfatal shootings, unintentional firearm injuries
- Also includes brandishing a firearm and other crimes involving a firearm that don't result in injury
- Gun violence encompasses multiple aspects of interpersonal violence
  - Community violence
    - Individual acts of violence, mass shootings, school or workplace shootings
  - Family, domestic, or intimate partner violence

# How do we measure gun violence and why is it important?

## How do we measure gun-related violence?

- Public Health often measures gun-related violence by injury
- Law Enforcement often measures gun-related violence by crimes involving a firearm

## Why are we talking about gun violence?

- Gun violence has an impact on individuals, families, and communities across the state and the country
- Gun violence is a leading cause of premature death in the U.S.
- Gun violence has become a leading causes of death for children and young adults ages 0 to 19
- Gun violence should be something we are all working collectively to address

# Data Sources

---

- Mortality data from CDC's WONDER online query tool
- Injury data from CDC's WISQARS online query tool
- Crime data from Federal Bureau of Investigation's Crime Data Explorer online query tool
- Wisconsin data from the Department of Health Services WISH online query tool

# Gun Violence in 2020

---

- Nationally

- 44,610 deaths due to firearms<sup>1</sup>
- 124 deaths per day from firearms
- Over half of firearm deaths are suicides and slightly under half are homicides
- 179,867 firearm related violent crimes<sup>2</sup>

- Wisconsin

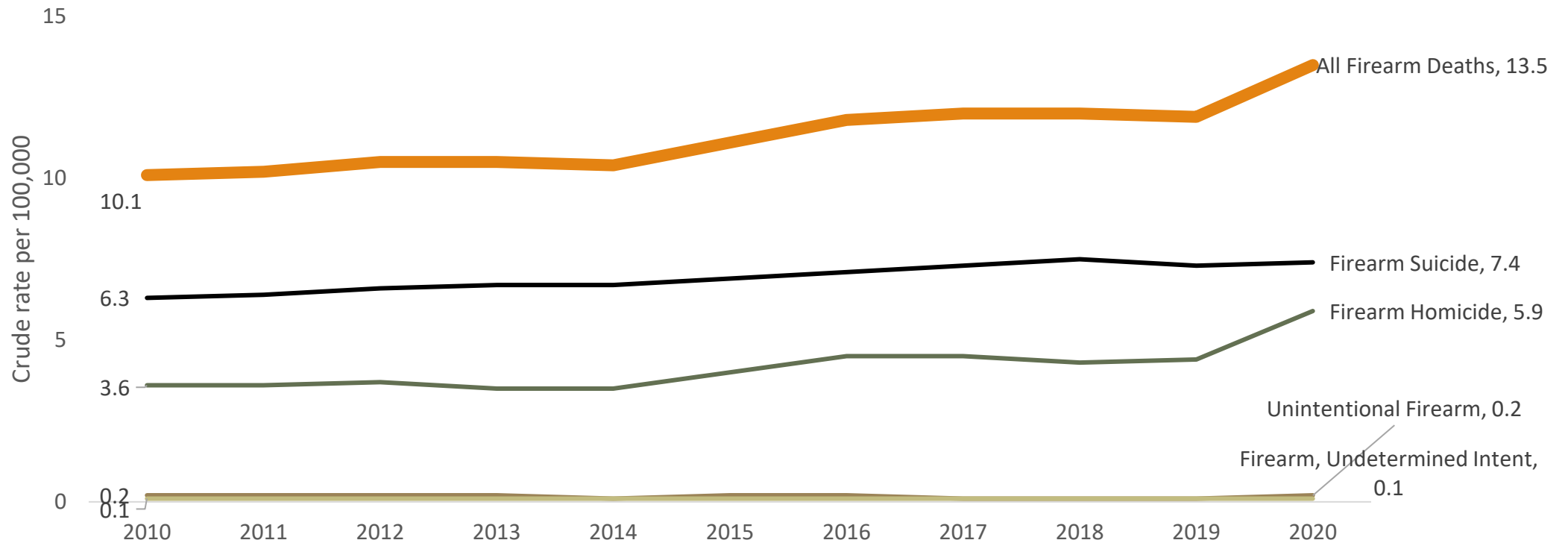
- 712 deaths due to firearms<sup>3</sup>
- Almost 2 deaths per day from firearms
- 1,297 firearm related hospitalizations<sup>3</sup>
- 4,953 firearm related violent crimes<sup>2</sup>

**Source:**

1. Centers for Disease Control and Prevention, National Center for Health Statistics. National Vital Statistics System, Mortality 1999-2020 on CDC WONDER Online Database, released in 2021.
2. Federal Bureau of Investigation, Uniform Crime Reporting Program. Online Crime Data Explorer.
3. Wisconsin Dept. of Health Services, Division of Public Health, Office of Health Informatics. Wisconsin Interactive Statistics on Health (WISH) data query system, <https://www.dhs.wisconsin.gov/wish/index.htm>, Injury-Related Mortality Module, accessed 5/24/2023

# Trends-National Firearm Deaths

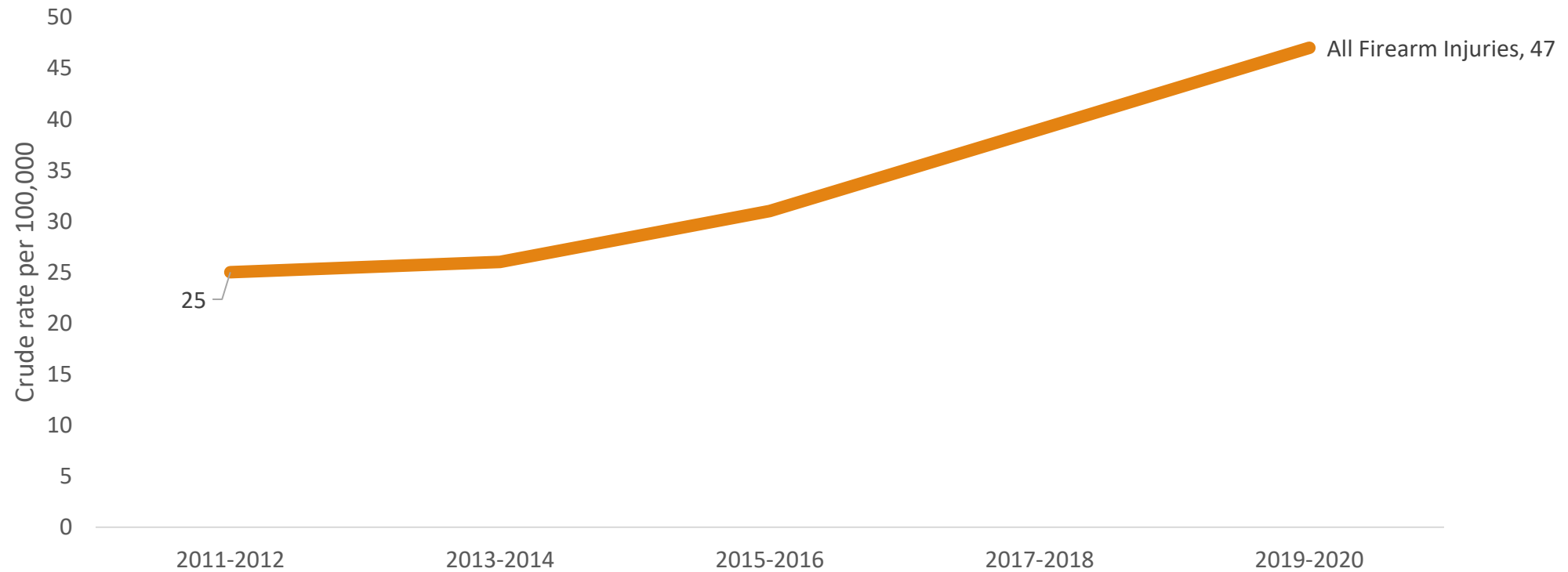
Figure 1. Firearm death rate **increased** in the U.S., 2010-2020.



**Source:** Centers for Disease Control and Prevention, National Center for Health Statistics. National Vital Statistics System, Mortality 1999-2020 on CDC WONDER Online Database, released in 2021.

# Trends-National Firearm Injuries

Figure 2. Firearm injury rate **increased** in the U.S., 2010-2020.

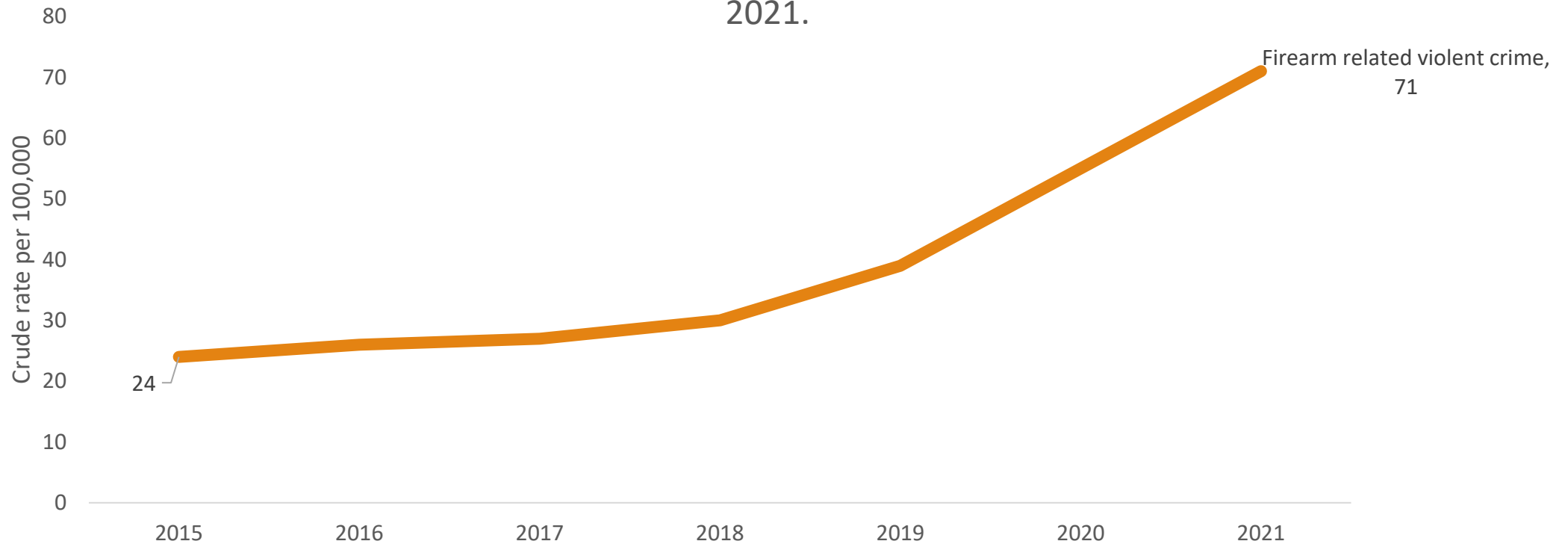


**Source:** Centers for Disease Control and Prevention, National Center for Health Statistics. Fatal and Nonfatal Injury Reports, on CDC WISQARS Online Database.



# Trends-National Violent Crime Involving a Firearm

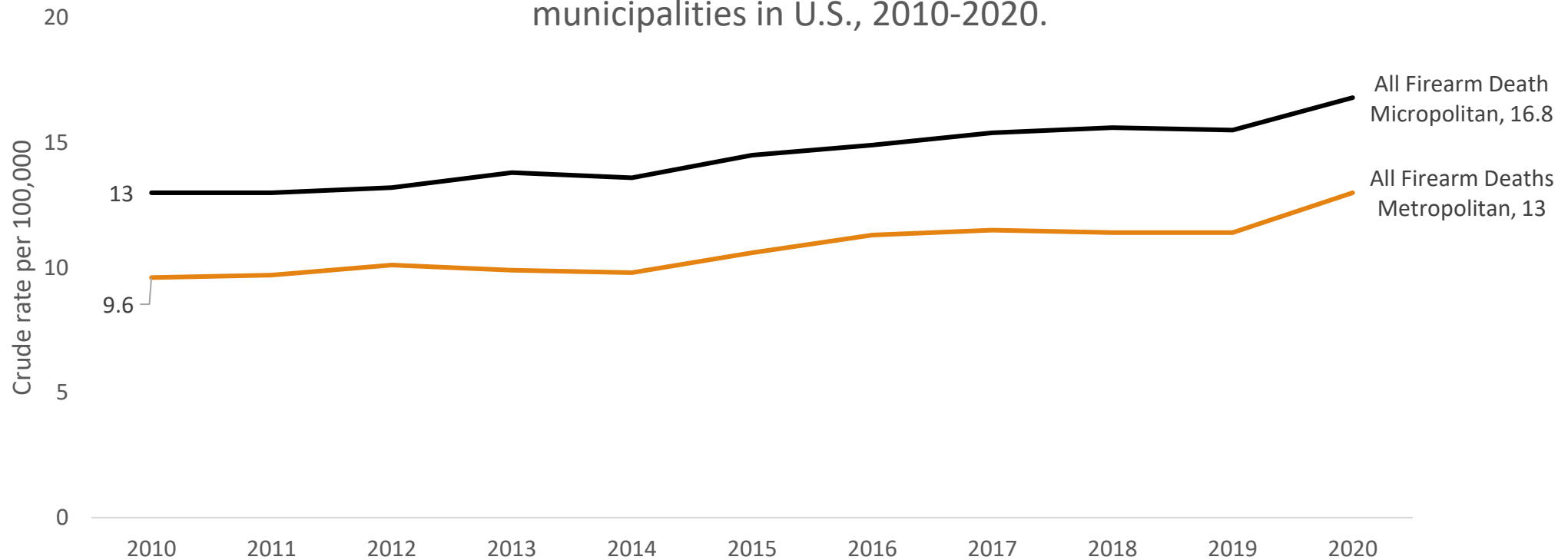
Figure 3. The rate of violent crime involving a firearm **increased** in the U.S., 2015-2021.



**Source:** Federal Bureau of Investigation, Uniform Crime Reporting Program. Online Crime Data Explorer.

# Trends-National Firearm Deaths by Rurality

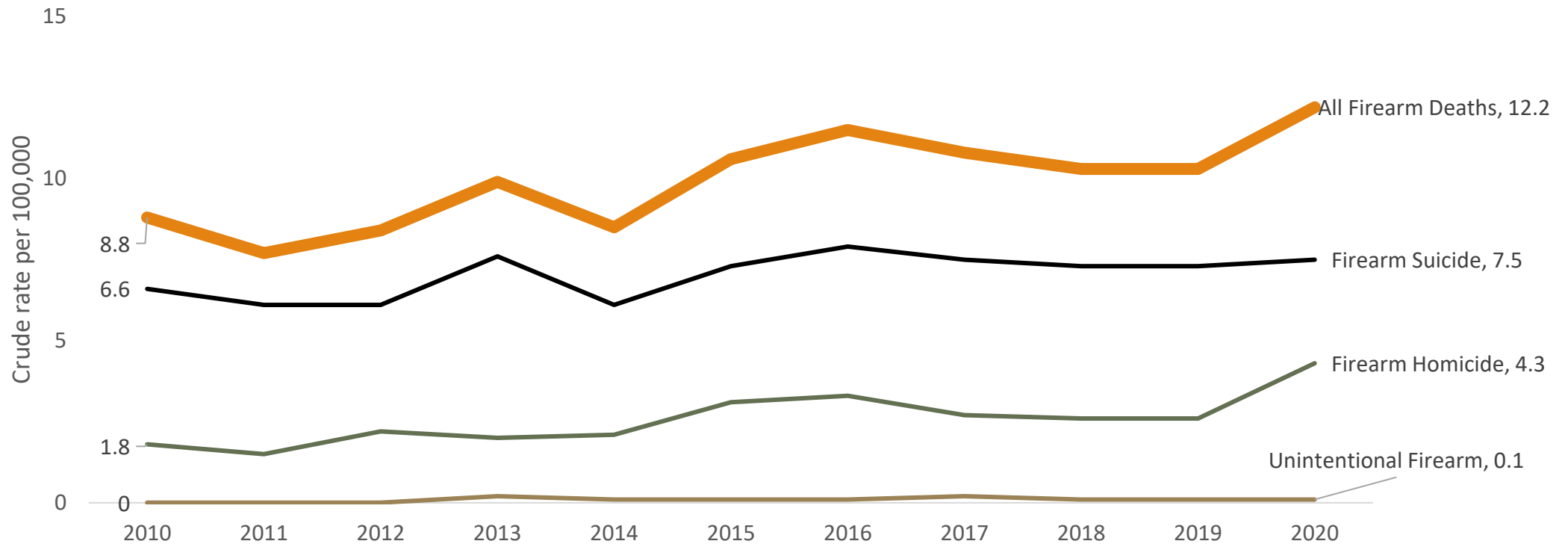
Figure 4. Firearm death rates **increased** for both micropolitan and metropolitan municipalities in U.S., 2010-2020.



**Source:** Centers for Disease Control and Prevention, National Center for Health Statistics. National Vital Statistics System, Mortality 1999-2020 on CDC WONDER Online Database, released in 2021.

# Trends-Wisconsin Firearm Deaths

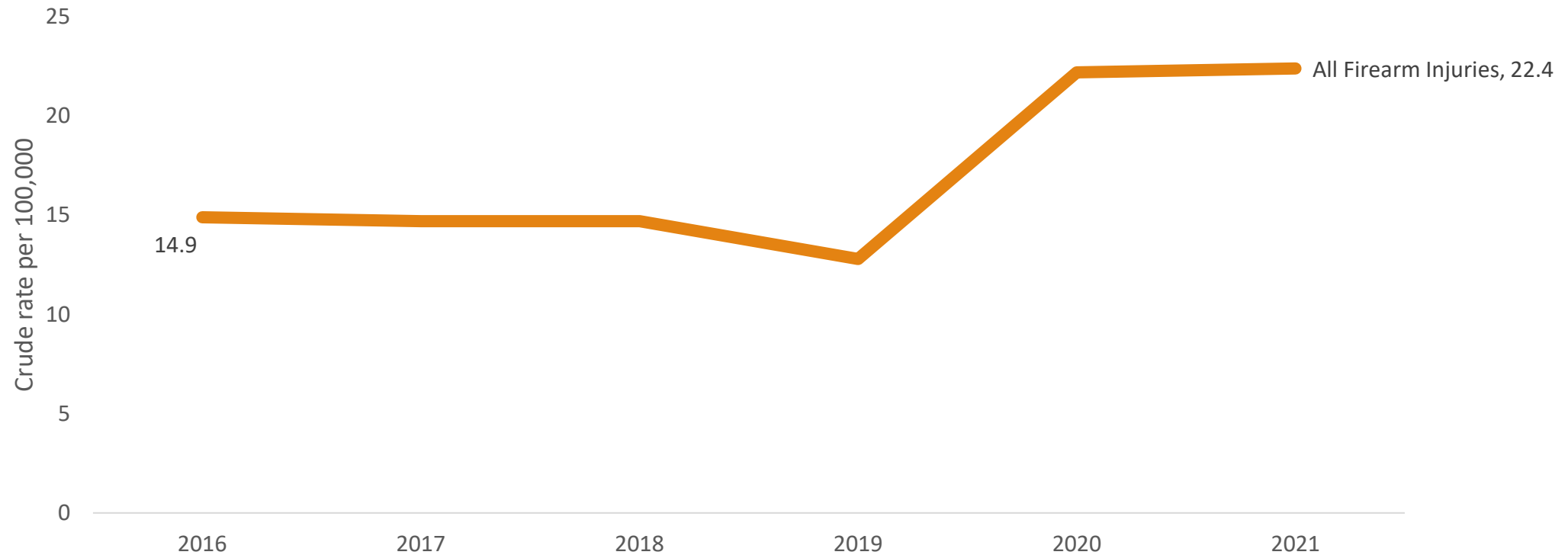
Figure 5. Firearm death rate **increased** in Wisconsin, 2010-2020.



**Source:** Wisconsin Dept. of Health Services, Division of Public Health, Office of Health Informatics. Wisconsin Interactive Statistics on Health (WISH) data query system, <https://www.dhs.wisconsin.gov/wish/index.htm>, Injury-Related Mortality Module, accessed 5/24/2023.

# Trends-Wisconsin Firearm Injuries

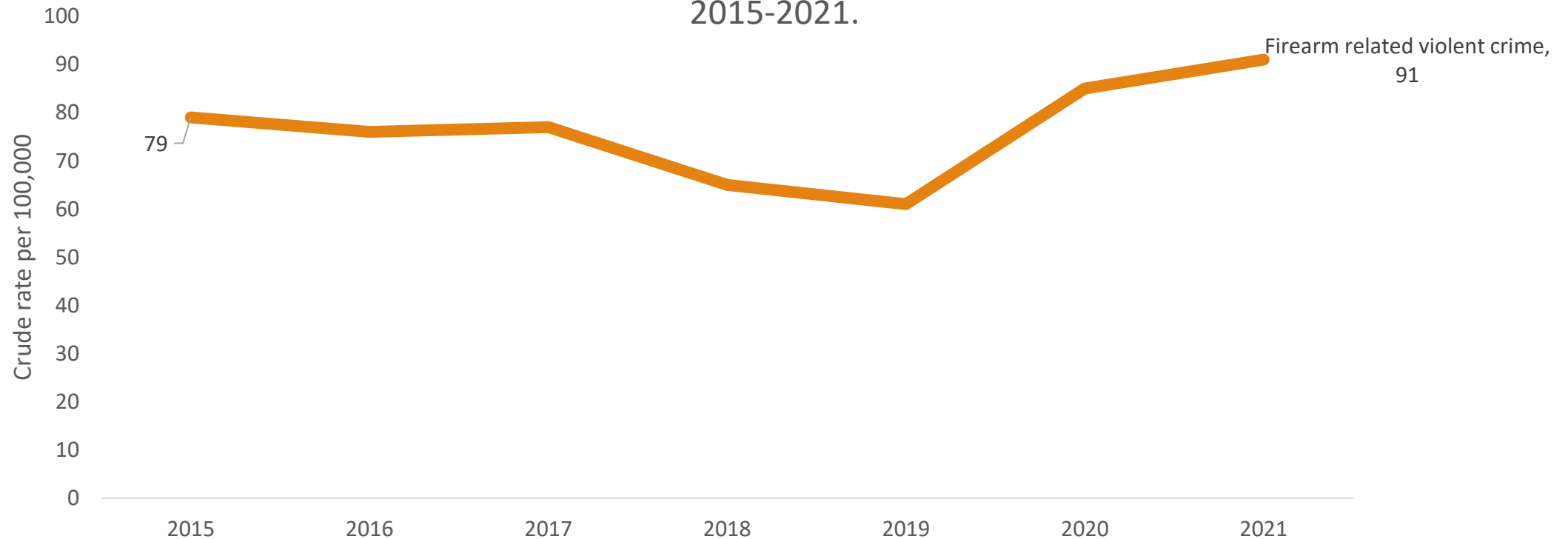
Figure 6. Firearm injury rate **increased** in Wisconsin, 2016-2021.



**Source:** Wisconsin Dept. of Health Services, Division of Public Health, Office of Health Informatics. Wisconsin Interactive Statistics on Health (WISH) data query system, <https://www.dhs.wisconsin.gov/wish/index.htm>, Injury-Related Emergency Department Visits Module, accessed 5/24/2023.

# Trends-Wisconsin Violent Crime Involving a Firearm

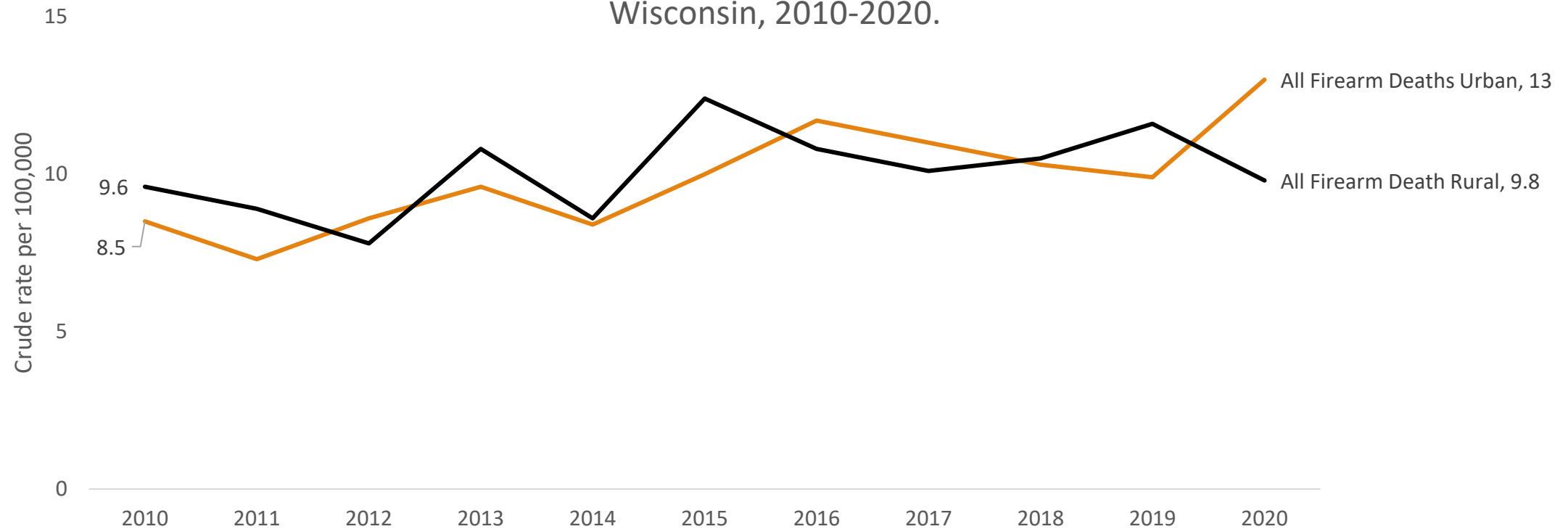
Figure 7. The rate of violent crime involving a firearm **increased** in Wisconsin, 2015-2021.



**Source:** Federal Bureau of Investigation, Uniform Crime Reporting Program. Online Crime Data Explorer.

# Trends-Wisconsin Firearm Deaths by Rurality

Figure 8. Firearm death rates **increased** for both rural and urban counties in Wisconsin, 2010-2020.



Source: Wisconsin Dept. of Health Services, Division of Public Health, Office of Health Informatics. Wisconsin Interactive Statistics on Health (WISH) data query system, <https://www.dhs.wisconsin.gov/wish/index.htm>, Injury-Related Mortality Module, accessed 5/24/2023.

# Demographics of Firearm Death Victims, 2020

Demographic	National Rate <sup>1</sup>	Wisconsin Rate <sup>2</sup>
Male	23.7	21.6
Female	3.7	2.9
5-14 years	1.5	*
15-24 years	22.0	17.6
25-34 years	22.2	19.1
35-44 years	16.3	16.2
45-54 years	13.1	13.0
55-64 years	11.7	11.4
65-74 years	10.8	11.6
75-84 years	15.3	12.6
85+ years	16.2	14.2

**Source:**

- Centers for Disease Control and Prevention, National Center for Health Statistics. National Vital Statistics System, Mortality 1999-2020 on CDC WONDER Online Database, released in 2021.
- Wisconsin Dept. of Health Services, Division of Public Health, Office of Health Informatics. Wisconsin Interactive Statistics on Health (WISH) data query system, <https://www.dhs.wisconsin.gov/wish/index.htm>, Injury-Related Mortality Module, accessed 5/24/2023.

**Note:** \*Unable to calculate due to data suppression

# Demographics of Firearm Death Victims, 2020

Demographic	National Rate <sup>1</sup>	Wisconsin Rate <sup>2</sup>
White	11.5	9.8
Black	30.1	44.4
American Indian	11.4	*
Asian	2.9	3.0
Hispanic	7.9	9.3
Non-Hispanic	14.8	12.4

**Source:**

1. Centers for Disease Control and Prevention, National Center for Health Statistics. National Vital Statistics System, Mortality 1999-2020 on CDC WONDER Online Database, released in 2021.
2. Wisconsin Dept. of Health Services, Division of Public Health, Office of Health Informatics. Wisconsin Interactive Statistics on Health (WISH) data query system, <https://www.dhs.wisconsin.gov/wish/index.htm>, Injury-Related Mortality Module, accessed 5/24/2023.

**Note:** \*Unable to calculate due to data suppression



# Key Takeaways

---

- Gun related violence is increasing with respect to deaths, injuries, and crimes Nationally as well as in Wisconsin.
- Suicide and homicides make up most of the gun-related violence.
- Firearm related death is an issue in urban as well as rural areas.
- Young men have the highest rates of firearm deaths



# Questions

---