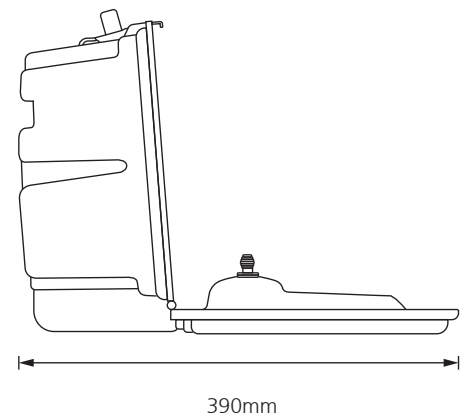


SOLOPro+ Control Unit

Feature rich, Minicam's CCU210 control Unit has an integral joystick for camera control, and an ergonomic soft-touch keypad. User friendly multi-function hot keys control an intuitive on-screen display, to enable quick and accurate navigation of the numerous features, which all come as standard on this brain of SOLOPro+ system. The control unit is shipped with ProPIPE+ and WinCan software pre-installed as standard.



Technical Data

Video Format	PAL
Battery	6 hour Lithium-Ion
Charging	Mains Power (100-240 Vac) or vehicle power (12 or 24 VDC) using supplied adaptors
Display	8" TFT LDC (800x600 pixels) Sunlight viewable
Keyboard	Full QWERTY style membrane keyboard with arrow keys for navigation and separate joystick for camera control
Video Recording	MPEG4 (WinCan compatible)
Image Capture	JPEG (live or from recorded video)
Text Overlay	16 page (selectable text and colours)
Internal Memory	32GB (expandable to 128GB)
External Media	SDHC and USB 2.0
Language Support	Multiple
Connections	Power and Coiler
Environmental Rating	IP54
Weight	3.85kg (8.5lb)
Dimensions	435mm x 250mm x 140mm



SOLOPro+ Control Unit



Illumination

Increase or decrease the intensity of the ultra-bright camera LEDs.



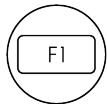
Survey Features

Access embedded reporting software to create detailed on-site reports.



SONDE Settings

Set the frequency of the SONDE transmitter to 33kHz, 512Hz or 640Hz.



Hot Keys

User friendly, multi-function hot keys control an intuitive on-screen display of the numerous features.



Alternative Languages

The SOLOPro+ CCU is currently available with keyboards in English, French, German and Russian.



Write Screen Text

Type and store up to 16 pages of on-screen text. Customise text colour, position and background colour.



Generate Reports

Use optional reporting module to create an inspection report, then transfer it to USB media for on-site delivery.



Offload Data

Copy video, images and data to USB or SDHC media for easy transfer to PC and seamless integration with WinCan reporting and querying capabilities.



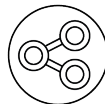
Screens Intensity

The brightness, colour and backlight intensity of the internal display can be adjusted to suit the environment in which the system is being used.



Joystick Control

The left hand joystick controls crawler manoeuvrability. Movement of the Pan, Rotate camera is smooth and effortless using the right hand joystick control. Perform a 360° endless rotation and pan the camera +/- 135°.



Share Files

WiFi enabled to allow remote access to stored images and data. Users can instantly share PDF reports, images and footage via email, or upload WinCan Reports via the Cloud to WinCan Web for secure, immediate team-wide access online.



Configure Preferences

Easily and quickly configure the control unit to your specific requirements using the various menu options. Set language, date and time; establish file formats and naming conventions; adjust camera parameters; choose interface theme, enable power saving options and update firmware.



DYNACAM LTD



hire@dynacam.co.uk



dynacam.co.uk



+44 (0) 7850 490430