

## Proteus Lite Crawler

The perfect companion to the RMP250 Reel. Proteus Lite Crawler has the same professional grade quality, reliability and accuracy as our mainline Proteus Crawlers.

### ALL STANDARD FEATURES:

- Continuous monitoring of speed, internal pressure, inclination and temperature
- Dual Axis Inclination Sensor
- Single Auxiliary Light/Backeye Mounting
- Multi-Frequency Sonde 33kHz / 512Hz / 640Hz
- Steerable High Torque
- All-Wheel Drive
- Robust Housing
- 1 bar Pressure Tight
- Quick Change Wheel Lock
- In-Built Lowering Arm
- Heavy Duty Camera Connector
- Protective Front Connector Cap
- Protective Rear Connector Cap
- Lowering Rope
- Tools

### PLUS

- 6x QRWX90SR 90mm Rubber Wheels
- Manual Elevator - Range 60-112mm
- Heavy Duty Rear Connector

### OPTIONAL

- Multi-Frequency Sonde
- Inclination Sensor
- Carbide Wheels
- High Grip Wheels

## Compatibility

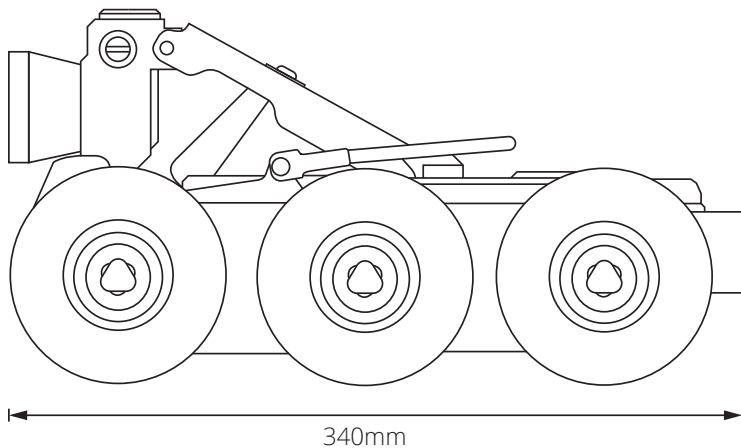
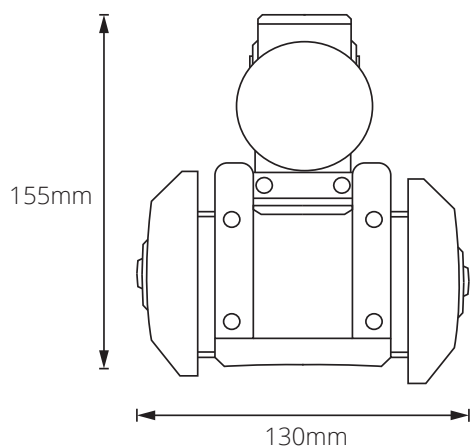
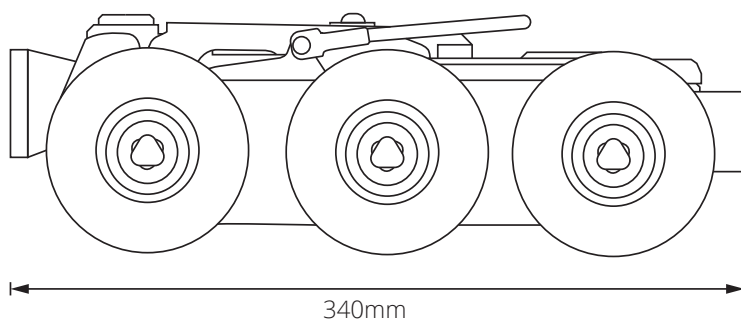
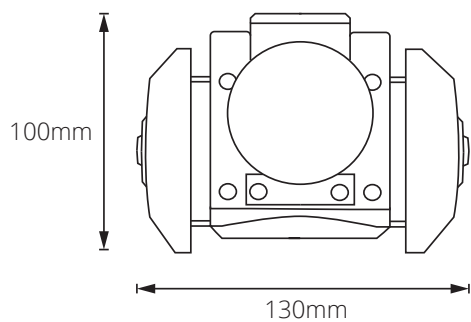


## Technical Data

Pipe Sizes	from 150mm-400mm to 800mm with PCC01 Crawler Cradle
Weight	9kg



## Proteus Lite Crawler



### Soft Black Rubber Wheels

Rich black, soft rubber tyres developed to provide improved traction in regular pipes.

Available in 4 sizes and Wide Axel.



DYNACAM LTD



hire@dynacam.co.uk



dynacam.co.uk



+44 (0) 7850 490430