

Visual Schedule

home & for school

freebie

My Schedule

Do:	All Done:	Do:	All Done:
	Morning News	lunch	
	Reading	Occupational Therapy	
	Speech Therapy	Writing	
$\begin{array}{r} \sqrt{x} = 3 \\ 5 \cdot 2 = 3 \\ 2 \overline{)6} \end{array}$ Math		Go home	
Computers		Break	

I'm Happy

In class, we

Sit	Raise Hand
Listen	Walk
No Talking	

Brush Teeth

Wash body

Eat Out

Sleep

Put on Pajamas

Go to School

Get Dressed

Toilet

Terms of Use:

This resource is intended for single classroom or single user only. You may not copy or redistribute this purchase to anyone, including uploading to a website for others to download. You may direct others to my store to purchase and download or purchase an additional license for each additional user. This license is non-transferable and is intended for one user only. All rights to this product are reserved to the author and remain the intellectual property of the author, Tamatha Cauckwell M.S. CCC-SLP.

You may take pictures of you and/or your students using this product for your blog or social media site as long as you give credit and provide a link to my blog, TpT store, and/or tag me in the social media post

I have others help me edit my products; however, we are all human and sometimes we overlook things that others may notice. If you have any questions, concerns, or note any errors, please email me TLCTalkShopSLP@gmail.com prior to leaving feedback. Thank you! As a final reminder, by leaving feedback about your TpT purchases, you gain credits to save money on future purchases while providing valuable feedback for others and the sellers. Everyone is a winner when you leave thoughtful feedback! Thank you!

How to Use this Freebie:

Print out a copy of pg. 3 and laminate. Print and cut out the pictured schedule icons on pg. 4 or pg. 5 depending on your needs. Once they have been cut out individually, laminate each one. Stick Velcro in the boxes on pg. 3 and the attachable partner of that Velcro on the backs of the pictured icons you printed from pg. 4 or pg. 5.

In the morning, stick the pictured icons in the green boxes to set up the child's visual schedule for the day. Once the student completes the task, they move the pictured icon from the green box to the red box to indicate that they are all done with the task.

Larger pictured icons are provided to create whole class visual schedule to put on the board or individual visual charts to put on the fridge or wall for the student at home. This freebie was made available as part of this [blog post](#) about the importance of structure and visual schedules.

My Schedule

Do:

All Done:

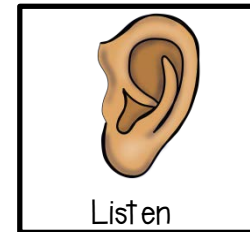

Do:

All Done:

I'm

I need

In class, we



My Schedule

Do:

All Done:


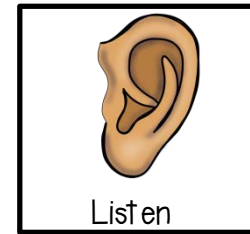
Do:

All Done:


I'm

I need

At home, we



Home Schedule



Dinner



Brush Teeth



Wash body




Get Dressed




Sleep




Angry




Breakfast



Read



Break




Wash Up




Put on Pajamas




Happy



Lunch



Homework




Chores



Go to School




Brush Hair



Frustrated




Bathroom



Computers



Arts & Crafts



Computers



Help



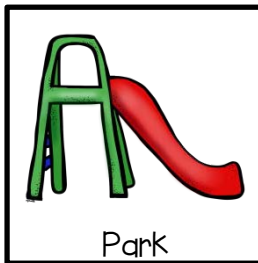
Bored



Help




Listen to Music




Park



Go to Movies












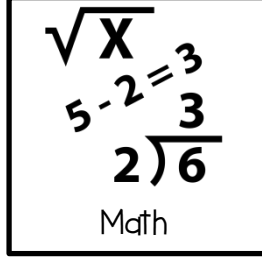


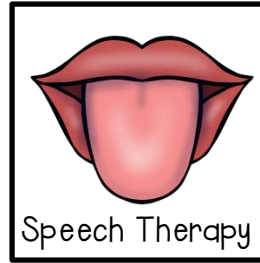







Eat Out



Confused

School Schedule




School Schedule




Breakfast



Lunch



Dinner




Break

$$\sqrt{X}$$
$$5 - 2 = 3$$
$$2 \overline{)6}$$

Math



Morning News



Writing



Computer



Recess



Speech Therapy



Occupational
Therapy



Go Home

Home/School Schedule



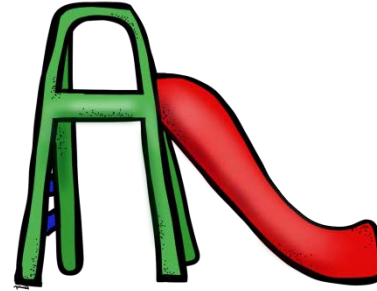
Homework

© TLCTalk-Shop.com




Angry

© TLCTalk-Shop.com



Go to Park

© TLCTalk-Shop.com



Break

© TLCTalk-Shop.com



Happy

© TLCTalk-Shop.com



Frustrated

© TLCTalk-Shop.com



Bored

© TLCTalk-Shop.com




Computer

© TLCTalk-Shop.com




Help

© TLCTalk-Shop.com



Art

© TLCTalk-Shop.com



Music

© TLCTalk-Shop.com



Reading


© TLCTalk-Shop.com

Home Schedule



Go to Movies

© TLCtalk-Shop.com



Eat Out

© TLCtalk-Shop.com




Brush
Hair

© TLCtalk-Shop.com



Wash body

© TLCtalk-Shop.com



Brush Teeth

© TLCtalk-Shop.com



Put on
Pajamas

© TLCtalk-Shop.com



Sleep

© TLCtalk-Shop.com



Get
Dressed

© TLCtalk-Shop.com



Bathroom

© TLCtalk-Shop.com



Wash Up

© TLCtalk-Shop.com



Go
to
School

© TLCtalk-Shop.com



Chores

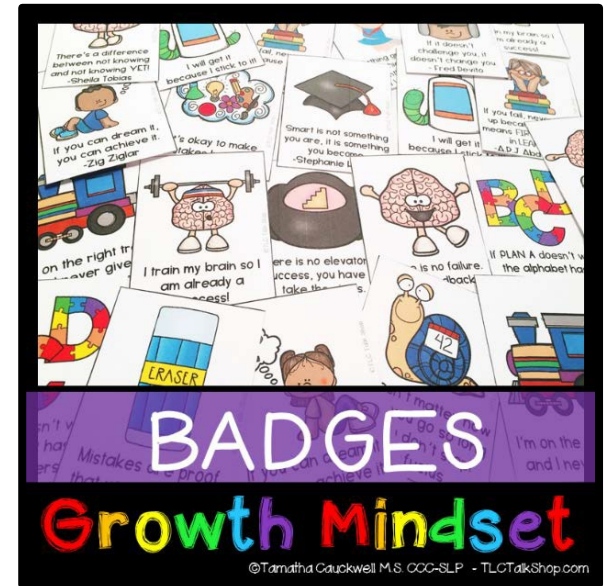
© TLCtalk-Shop.com

Credits:

This product was created using Smarty Symbols Images. All rights reserved, 2011-2015.



You May Also Like:



Let's Stay in Contact

Stay connected to keep informed about sales, freebies, and new materials.

