



# Balcrank

## Fluid Dispensing Systems

Automotive | Commercial | Industrial

### Storage Solutions



## Tank Packages

### Workbench Tank Packages

Workbench style tanks are the best choice when work space is at a premium. The flat top and 30-33" height make workbench style tanks the perfect choice for crowded shops needing additional workspace.



MODELS AVAILABLE	DESCRIPTION
1134-007	250 gal 30" H x 32" W x 60" L Single Wall Construction (Ships Fully Assembled). Evolution Hose Reel & LYNX 3:1 Pump
1134-015	280 gal 33" H x 33" W x 60" L Single Wall Construction (Ships Fully Assembled). Evolution Hose Reel & LYNX 3:1 Pump

\* Check local codes for venting and installation equipment.

### Horizontal Obround Tank Packages

Horizontal Obround tanks have a small overall footprint with a narrow width dimension of 27". The fill cap and hose reel are located a convenient 44" from the floor.

MODELS AVAILABLE	DESCRIPTION
1134-030	275 gal 44" H x 27" W x 60" L dimensions. Single Wall Construction. (Ships Fully Assembled). Evolution Hose Reel & LYNX 3:1 Pump, DR Flex-memory 1/2 turn manual oil
1134-009	275 gal 44" H x 27" W x 60" L Single Wall Construction (Ships Fully Assembled). Classic Hose Reel & Panther HP 3:1 Pump

Tailgate delivery and advance notification available.

### Vertical Obround Tank Packages

Choose vertical Obround tanks when floor space is limited. Vertical Obround tanks have the smallest footprint per gallon of oil. Assembly required for 330 gallon vertical packages: equipment ships separately.



MODELS AVAILABLE	DESCRIPTION
1134-017	275 gal 60" H x 44" W x 27" L dimensions. Single Wall Construction. (Ships Fully Assembled). Classic Hose Reel & Panther HP 3:1 Pump
1134-018	275 gal 60" H x 44" W x 27" L dimensions. Double Wall Construction. (Ships Fully Assembled). Classic Hose Reel & Panther HP 3:1 Pump
1134-028	330 gal 72" H x 44" W x 27" L dimensions. Double Wall Construction. (Assembly Required). Evolution Hose Reel & LYNX 3:1 Pump



## Features

- Tank has 2" lockable fill cap and gauge
- Select packages come fully assembled with everything you need for immediate use.

### Package includes

- UL 142 Tanks (Single and Double Wall)\*
- DR Handle w/Flex Ext & Auto Tip
- Choice of:
  - LYNX or Panther® 3:1 Pump
  - 50' x 1/2" ID Classic or Evolution Hose Reel.

## Piston Pump Tankless Packages

For use with steel single and double wall tanks

### All packages include:

- DR Handle w/flex-m ext. & 1/4 turn manual tip for oil
- F/R auto drain 1/4" NPT(F)
- 2.5' reel inlet hose
- Evolution series hose reel, 1/2" x 30' or 50'
- Pump connecting hose kit
- Piston pump - choice of LYNX 3:1, LYNX HD 5:1, or Panther<sup>®</sup> 3:1

## Light Duty Applications

- Tank packages
- Low volume, small service centers



## Medium Duty Applications

- Tank packages
- Low to medium volume, small service centers



## Medium/Heavy Duty Applications

- Tank packages
- Medium volume service centers



## Features

Suitable for dispensing of all petroleum based and synthetic oils and similar products up to SAE 90. Packages may be mounted to a variety of tanks including Balcrank's UL 142 single and double wall tanks. Available in workbench, vertical obround, and horizontal obround styles.

MODELS AVAILABLE	DESCRIPTION
1132-016	Tankless Package, LYNX/30', DR-Flex-M
	1110-007 LYNX 3:1 Bare Pump
	2140-013 Evo Hose Reel 30' x 1/2" for Oil
	4410-054 Pump Hose Kit
	3330-159 DR Handle w/flex-m ext. & 1/4 turn manual tip for oil
	3260-065 F/R manual drain 1/4" NPT(F)
1132-017	Tankless Package, LYNX/50', DR-Flex-M
	1110-007 LYNX 3:1 Bare Pump
	2140-014 Evo Hose Reel 50' x 1/2" for Oil
	4410-054 Pump Hose Kit
	3330-159 DR Handle w/flex-m ext. & 1/4 turn manual tip for oil
	3260-065 F/R manual drain 1/4" NPT(F)

MODELS AVAILABLE	DESCRIPTION
1132-020	Tankless Package, LYNX HD/30', DR-Flex-M
	1110-012 LYNX HD 5:1 Bare Pump
	2140-013 Evo Hose Reel 30' x 1/2" for Oil
	4410-054 Pump Hose Kit
	3330-159 DR Handle w/flex-m ext. & 1/4 turn manual tip for oil
	3260-065 F/R manual drain 1/4" NPT(F)
1132-021	Tankless Package, LYNX/50', DR-Flex-M
	1110-012 LYNX HD 5:1 Bare Pump
	2140-014 Evo Hose Reel 50' x 1/2" for Oil
	4410-054 Pump Hose Kit
	3330-159 DR Handle w/flex-m ext. & 1/4 turn manual tip for oil
	3260-065 F/R manual drain 1/4" NPT(F)

MODELS AVAILABLE	DESCRIPTION
1132-018	Tankless Package, Panther <sup>®</sup> /30', DR-Flex-M
	1130-020 Panther <sup>®</sup> 3:1 Bare Pump
	2140-013 Evo Hose Reel 30' x 1/2" for Oil
	4410-055 Pump Hose Kit
	3330-159 DR Handle w/flex-m ext. & 1/4 turn manual tip for oil
	3260-065 F/R manual drain 1/4" NPT(F)
1132-019	Tankless Package, Panther <sup>®</sup> /50', DR-Flex-M
	1130-020 Panther <sup>®</sup> 3:1 Bare Pump
	2140-014 Evo Hose Reel 50' x 1/2" for Oil
	4410-055 Pump Hose Kit
	3330-159 DR Handle w/flex-m ext. & 1/4 turn manual tip for oil
	3260-065 F/R manual drain 1/4" NPT(F)

# Piston Pump Lightweight Double Wall Oil Dispense Tank Packages

**Package includes**

- Double wall tank - choice of 165 gal (L 29" x W 28" x H 61"), 275 gal (L 43" x W 28" x H 61"), or 400 gal (L 64" x W 30" x H 68")
- Hose reel - choice of Evolution or Classic series hose reel, 30' or 50' x 1/2"
- Piston pump - choice of LYNX 3:1, LYNX 5:1 HD, or Panther® 3:1
- DR handle w/flex-m ext. & 1/4 turn manual tip for oil
- F/R auto drain 1/4" NPT(F)
- 2.5' reel inlet hose
- 5' air connecting hose
- Air quick connect coupler & nipple
- Sight gauge
- Vented fill cap
- Pump & reel bracket

\*As with all tanks, be sure to follow local and state guidelines for tank placement and installation. Some cities and counties have not approved the UL 2258 certification, as it is different than the familiar UL142 that pertains to steel tanks, so be sure to check with your local Fire Marshal and/or city and county regulations before ordering.

These double wall tanks feature:

- Inner tank made of blow-molded, high-density, seamless polyethylene that is leak-proof and will never corrode.
- Outer tank is made of weld-free galvanized steel and roll seamed with an oil and fire-resistant seal.
- Outer tank holds 110 percent of inner tank for maximum protection.
- Extremely light, up to 50 percent lighter than conventional steel tanks.
- Can be used for DEF, diesel and bio fuels, motor oil and ATF.
- Compact, economical design (8 sq. ft. for 1000 l).
- Wide handles on each end allow for easy handling and transportation.
- UL 2258 certified\*.
- 4 x 2" bung openings.
- All Tanks ship assembled.



## Light Duty Applications

- Low volume, small service centers

MODELS AVAILABLE	DESCRIPTION
<b>1135-001</b>	30' EVO Reel, LYNX 3:1 pump, 165 gal
<b>1135-004</b>	50' EVO Reel, LYNX 3:1 pump, 165 gal
<b>1135-007</b>	30' Classic Reel, LYNX 3:1 pump, 165 gal
<b>1135-010</b>	50' Classic Reel, LYNX 3:1 pump, 165 gal
<b>1135-013</b>	30' EVO Reel, LYNX 3:1 pump, 275 gal
<b>1135-016</b>	50' EVO Reel, LYNX 3:1 pump, 275 gal
<b>1135-019</b>	30' Classic Reel, LYNX 3:1 pump, 275 gal
<b>1135-022</b>	50' Classic Reel, LYNX 3:1 pump, 275 gal
<b>1135-025*</b>	30' EVO Reel, LYNX 3:1 pump, 400 gal
<b>1135-028*</b>	50' EVO Reel, LYNX 3:1 pump, 400 gal
<b>1135-031*</b>	30' Classic Reel, LYNX 3:1 pump, 400 gal
<b>1135-034*</b>	50' Classic Reel, LYNX 3:1 pump, 400 gal

## Medium Duty Applications

- Low to medium volume, small service centers

MODELS AVAILABLE	DESCRIPTION
<b>1135-002</b>	30' EVO Reel, LYNX 5:1 HD pump, 165 gal
<b>1135-005</b>	50' EVO Reel, LYNX 5:1 HD pump, 165 gal
<b>1135-008</b>	30' Classic Reel, LYNX 5:1 HD pump, 165 gal
<b>1135-011</b>	50' Classic Reel, LYNX 5:1 HD pump, 165 gal
<b>1135-014</b>	30' EVO Reel, LYNX 5:1 HD pump, 275 gal
<b>1135-017</b>	50' EVO Reel, LYNX 5:1 HD pump, 275 gal
<b>1135-020</b>	30' Classic Reel, LYNX 5:1 HD pump, 275 gal
<b>1135-023</b>	50' Classic Reel, LYNX 5:1 HD pump, 275 gal
<b>1135-026*</b>	30' EVO Reel, LYNX 5:1 HD pump, 400 gal
<b>1135-029*</b>	50' EVO Reel, LYNX 5:1 HD pump, 400 gal
<b>1135-032*</b>	30' Classic Reel, LYNX 5:1 HD pump, 400 gal
<b>1135-035*</b>	50' Classic Reel, LYNX 5:1 HD pump, 400 gal

## Medium/Heavy Duty Applications

- Medium volume service centers

MODELS AVAILABLE	DESCRIPTION
<b>1135-003</b>	30' EVO Reel, Panther® 3:1 pump, 165 gal
<b>1135-006</b>	50' EVO Reel, Panther® 3:1 pump, 165 gal
<b>1135-009</b>	30' Classic Reel, Panther® 3:1 pump, 165 gal
<b>1135-012</b>	50' Classic Reel, Panther® 3:1 pump, 165 gal
<b>1135-015</b>	30' EVO Reel, Panther® 3:1 pump, 275 gal
<b>1135-018</b>	50' EVO Reel, Panther® 3:1 pump, 275 gal
<b>1135-021</b>	30' Classic Reel, Panther® 3:1 pump, 275 gal
<b>1135-024</b>	50' Classic Reel, Panther® 3:1 pump, 275 gal
<b>1135-027*</b>	30' EVO Reel, Panther® 3:1 pump, 400 gal
<b>1135-030*</b>	50' EVO Reel, Panther® 3:1 pump, 400 gal
<b>1135-033*</b>	30' Classic Reel, Panther® 3:1 pump, 400 gal
<b>1135-036*</b>	50' Classic Reel, Panther® 3:1 pump, 400 gal

\*Assembly required for the 400 gallon applications: equipment ships separately.

## AODD Pump Anti-freeze & Windshield Wash Fluid




**Package includes\***

- Double wall tank - choice of 165 gal (L 29" x W 28" x H 61" ), or 275 gal (L 43" x W 28" x H 61" )
- CF-30 polypropylene AODD pump rated at 30 GPM
- Pump bracket
- F/R auto drain 1/4" NPT(F)
- Tank sight gauge
- Vented 2" evac cap/port
- Air supply hose with quick coupler
- Evolution hose reels 30' or 50' reels
- Shipped completely assembled and ready for use

\*Control handle not included. Select the appropriate control handle based on the material being dispenses, anti-freeze or windshield wash fluids.

## Lightweight Double Wall Package Waste Fluid



**Package includes**

- Double wall tank - choice of 275 gal (L 43" x W 28" x H 61" ), or 400 gal (L 64" x W 30" x H 68" )
- CF-30 aluminum AODD pump rated at 30 GPM
- Pump bracket
- F/R auto drain 1/4" NPT(F)
- Y-strainer, on oil models
- 1" evacuation hose with 1" cam-lock connector (3/4" for anti-freeze)
- High level pump shut-off
- Tank site gauge
- Vented 2" evac cap/port
- Air supply hose with quick coupler
- Shipped completely assembled and ready for use

## Features

Our lightweight double wall used oil and anti-freeze evacuation packages come completely assembled and ready for use; simply connect the pump air supply hose.

The used oil package includes a high-level pump shut-off, site gauge, Y-strainer and a 1" cam-lock connector. The used anti-freeze packages come with a 3/4" cam lock to prevent accidental contamination of fluids.

The A/F and WW packages include a 1" poly AODD pump, hose reel and all hoses and fittings.

**Select your control handle separately based on the fluid you are dispensing.**

MODELS AVAILABLE	DESCRIPTION
<b>ANTI-FREEZE &amp; WINDSHIELD WASH FLUID</b>	
<b>1135-037</b>	CF30 Polypropylene, 165 gal, EVO 30; A/F & WWS
<b>1135-038</b>	CF30 Polypropylene, 165 gal, EVO 50; A/F & WWS
<b>1135-039</b>	CF30 Polypropylene, 275 gal, EVO 30; A/F & WWS
<b>1135-040</b>	CF30 Polypropylene, 275 gal, EVO 50; A/F & WWS
<b>WASTE FLUID</b>	
<b>4140-065</b>	CF30, 400 gal, EVAC for oil
<b>4140-066</b>	CF30, 275 gal, EVAC for oil
<b>4140-068</b>	CF30, 400 gal, EVAC for A/F
<b>4140-069</b>	CF30, 275 gal, EVAC for A/F

\*As with all tanks, be sure to follow local and state guidelines for tank placement and installation. Some cities and counties have not approved the UL 2258 certification, as it is different that the familiar UL142 that pertains to steel tanks, so be sure to check with your local Fire Marshal and/or city and county regulations before ordering.

# Piston Pump Lightweight Double Wall Tankless Packages

**Packages includes**

- Hose reel - choice of Evolution or Classic series hose reel, 30' or 50' x 1/2"
- Piston pump - choice of LYNX 3:1, LYNX 5:1 HD, or Panther® 3:1.
- DR handle w/flex-m ext. & 1/4 turn manual tip for oil.
- F/R auto drain 1/4" NPT(F).
- 2.5' reel inlet hose.
- 5' air connecting hose .
- Air quick connect coupler & nipple.
- Sight gauge.
- Vented fill cap.
- Pump & reel bracket.



## Features

Suitable for storage and dispensing of all petroleum based and synthetic oils and similar products up to SAE 90. Packages are designed for Lightweight Double Wall tanks. Which are available in 165 gal, 275 gal, and 400 gal.

## Light Duty Applications

- Tank packages
- Low volume, small service centers

MODELS AVAILABLE	PACKAGE
1135-001T	30' EVO Reel, LYNX 3:1 pump, 165 gal
1135-004T	50' EVO Reel, LYNX 3:1 pump, 165 gal
1135-007T	30' Classic Reel, LYNX 3:1 pump, 165 gal
1135-010T	50' Classic Reel, LYNX 3:1 pump, 165 gal
1135-013T	30' EVO Reel, LYNX 3:1 pump, 275 gal
1135-016T	50' EVO Reel, LYNX 3:1 pump, 275 gal
1135-019T	30' Classic Reel, LYNX 3:1 pump, 275 gal
1135-022T	50' Classic Reel, LYNX 3:1 pump, 275 gal
1135-025T	30' EVO Reel, LYNX 3:1 pump, 400 gal
1135-028T	50' EVO Reel, LYNX 3:1 pump, 400 gal
1135-031T	30' Classic Reel, LYNX 3:1 pump, 400 gal
1135-034T	50' Classic Reel, LYNX 3:1 pump, 400 gal

## Medium Duty Applications

- Tank packages
- Low to medium volume, small service centers

MODELS AVAILABLE	PACKAGE
1135-002T	30' EVO Reel, LYNX 5:1 HD pump, 165 gal
1135-005T	50' EVO Reel, LYNX 5:1 HD pump, 165 gal
1135-008T	30' Classic Reel, LYNX 5:1 HD pump, 165 gal
1135-011T	50' Classic Reel, LYNX 5:1 HD pump, 165 gal
1135-014T	30' EVO Reel, LYNX 5:1 HD pump, 275 gal
1135-017T	50' EVO Reel, LYNX 5:1 HD pump, 275 gal
1135-020T	30' Classic Reel, LYNX 5:1 HD pump, 275 gal
1135-023T	50' Classic Reel, LYNX 5:1 HD pump, 275 gal
1135-026T	30' EVO Reel, LYNX 5:1 HD pump, 400 gal
1135-029T	50' EVO Reel, LYNX 5:1 HD pump, 400 gal
1135-032T	30' Classic Reel, LYNX 5:1 HD pump, 400 gal
1135-035T	50' Classic Reel, LYNX 5:1 HD pump, 400 gal

## Medium/Heavy Duty Applications

- Tank packages
- Medium volume service centers

MODELS AVAILABLE	PACKAGE
1135-003T	30' EVO Reel, Panther® 3:1 pump, 165 gal
1135-006T	50' EVO Reel, Panther® 3:1 pump, 165 gal
1135-009T	30' Classic Reel, Panther® 3:1 pump, 165 gal
1135-012T	50' Classic Reel, Panther® 3:1 pump, 165 gal
1135-015T	30' EVO Reel, Panther® 3:1 pump, 275 gal
1135-018T	50' EVO Reel, Panther® 3:1 pump, 275 gal
1135-021T	30' Classic Reel, Panther® 3:1 pump, 275 gal
1135-024T	50' Classic Reel, Panther® 3:1 pump, 275 gal
1135-027T	30' EVO Reel, Panther® 3:1 pump, 400 gal
1135-030T	50' EVO Reel, Panther® 3:1 pump, 400 gal
1135-033T	30' Classic Reel, Panther® 3:1 pump, 400 gal
1135-036T	50' Classic Reel, Panther® 3:1 pump, 400 gal

## Tote Packages

### Top Mount Packages includes

- Hose reel (see options below)
- Pump (see options below)
- Filter/regulator with auto drain
- 2.5' reel connecting hose
- 5' air connecting hose
- Air quick coupler & nipple
- Top mount pump & reel bracket
- Pump direct immersion suction tube & dust shroud
- Top tote suction tube and hose (CenterFlo packages)



\*handle not included

### Side Mount Packages includes

- Hose reel (see options below)
- Pump (see options below)
- Filter/regulator with auto drain
- 2.5' reel connecting hose
- 5' air connecting hose
- Air quick coupler & nipple
- Side mount pump & reel bracket
- 6" vented cap with dual 2" ports & pressure relief port
- Vented fill cap, 4530-067
- Top tote suction tube and hose



\*handle not included

## Features



\*handle not included

## Top Mount

MODELS AVAILABLE	LIGHT DUTY
<b>1136-213</b>	275 Gal LYNX 3:1 & EVO 30'
<b>1136-215</b>	275 Gal LYNX 3:1 & EVO 50'
<b>1136-313</b>	330 Gal LYNX 3:1 & EVO 30'
<b>1136-315</b>	330 Gal LYNX 3:1 & EVO 50'
MODELS AVAILABLE	MEDIUM/HEAVY DUTY
<b>1136-223</b>	275 Gal LYNX 5:1 HD & EVO 30'
<b>1136-225</b>	275 Gal LYNX 5:1 HD & EVO 50'
<b>1136-323</b>	330 Gal LYNX 5:1 HD & EVO 30'
<b>1136-325</b>	330 Gal LYNX 5:1 HD & EVO 50'
<b>1136-233</b>	275 Gal Panther 3:1 & EVO 30'
<b>1136-235</b>	275 Gal Panther 3:1 & EVO 50'
<b>1136-333</b>	330 Gal Panther 3:1 & EVO 30'
<b>1136-335</b>	330 Gal Panther 3:1 & EVO 50'

\* Order control handle separately

## Side Mount

MODELS AVAILABLE	LIGHT DUTY
<b>1137-213</b>	275 Gal LYNX 3:1 & EVO 30'
<b>1137-215</b>	275 Gal LYNX 3:1 & EVO 50'
<b>1137-313</b>	330 Gal LYNX 3:1 & EVO 30'
<b>1137-315</b>	330 Gal LYNX 3:1 & EVO 50'
* Control handles sold separately.	
MODELS AVAILABLE	MEDIUM/HEAVY DUTY
<b>1137-223</b>	275 Gal LYNX 5:1 HD & EVO 30'
<b>1137-225</b>	275 Gal LYNX 5:1 HD & EVO 50'
<b>1137-323</b>	330 Gal LYNX 5:1 HD & EVO 30'
<b>1137-325</b>	330 Gal LYNX 5:1 HD & EVO 50'
<b>1137-233</b>	275 Gal Panther 3:1 & EVO 30'
<b>1137-235</b>	275 Gal Panther 3:1 & EVO 50'
<b>1137-333</b>	330 Gal Panther 3:1 & EVO 30'
<b>1137-335</b>	330 Gal Panther 3:1 & EVO 50'

## CenterFlo

• Medium volume service centers

MODELS AVAILABLE	A/F & OIL PACKAGE
<b>1136-243</b>	275 Gal CF15 Alum & EVO 30'
<b>1136-245</b>	275 Gal CF15 Alum & EVO 50'
<b>1136-253</b>	275 Gal CF30 Alum & EVO 30'
<b>1136-255</b>	275 Gal CF30 & EVO 50'
<b>1136-343</b>	330 Gal CF15 Alum & EVO 30'
<b>1136-345</b>	330 Gal CF15 Alum & EVO 50'
<b>1136-353</b>	330 Gal CF30 & EVO 30'
<b>1136-355</b>	330 Gal CF30 & EVO 50'
MODELS AVAILABLE	WWS PACKAGE
<b>1136-263</b>	275 Gal CF15 Poly & EVO 30'
<b>1136-265</b>	275 Gal CF15 Poly & EVO 50'
<b>1136-273</b>	275 Gal CF30 Poly & EVO 30'
<b>1136-275</b>	275 Gal CF30 Poly & EVO 50'
<b>1136-363</b>	330 Gal CF15 Poly & EVO 30'
<b>1136-365</b>	330 Gal CF15 Poly & EVO 50'
<b>1136-373</b>	330 Gal CF30 Poly & EVO 30'
<b>1136-375</b>	330 Gal CF30 Poly & EVO 50'

# Piston Pumps Tank Packages

BUNG ADAPTERS		
Bung Adapter		<b>4411-009N</b> Aluminum Panther <sup>®</sup> HP, Tiger W/ Pressure Relief
		<b>4411-009QX</b> Aluminum Panther <sup>®</sup> HP, Tiger W/ Pressure Relief 10 pk
		<b>4411-022</b> Bung Adapter LYNX: 3:1, 5:1
		<b>4411-021</b> Bung Adapter LYNX: 1:1 & 2:1
		<b>4411-018N</b> Double Tap Bushing for Panther <sup>®</sup> W/ Pressure Relief
TANK LEVEL GAUGE		
Tank level gauge		<b>4520-014</b> Black Knight Gauge Display dial shows the remaining fluid depth in inches as the attached float level changes. Mount on tank bung fitting. (For stationary tanks only. Not recommended for mobile lubbers.)
BRACKETS & TRAYS		
Drip tray		<b>4520-020</b> Control Handle Drip Tray. Fits Lightweight Double Wall Tote Tanks and IBC tanks
Swivel bracket for mounting hose reels		<b>2230-026</b> Swivel Bracket for use with single EVO, Premium and Classic. Allows the hose reel to be wall mounted to the swivel bracket and pivot horizontally
Side mount bracket for IBC totes		4411-035 <b>4411-033</b> Pump Mount Bracket, for bung mounted pumps to side tote bracket <b>4411-035</b> Side Mount Bracket for IBC Totes
		4411-033 <b>4411-034</b> Top Mount Bracket for IBC Totes
Top mount bracket for IBC totes		

TOTE CAPS		
Tote caps		<b>4530-066</b> Center cap, 6" dia. x 2.5" ID ABUT (American Buttress)
		<b>4530-067</b> Center cap, vented, 6" dia. x 2.5" ID ABUT (American Buttress)
		<b>4530-068</b> Center cap with filter vent, 6" dia. x 2.5" ID ABUT (American Buttress)
		<b>4530-069</b> Center cap, 6" dia. with (2) 2" NPT
VENTS		
Vents		<b>4520-007</b> Tank Vent Cap 2" NPT(F)
		<b>4520-018</b> Emergency vent 4"
		<b>4520-019</b> Vented fill cap 2"
		<b>4411-024</b> Bung Adapter, PVC: W/ 2" Pressure Relief Port. For use when additional 2" ports are not available for use with pressure relief.
		<b>4520-007</b> Vent Cap Mounting Kit (for attaching 4520-006 to vent outlet of obround tanks)
		
TANK SADDLE		
Tank saddle		<b>4520-006</b> Tank Saddle Use our exclusive saddle bracket to quickly attach Balcrank hose reels to any 275 gal or 330 gal horizontal obround tank. One step attachment, no welding or tank modifications required. Order separate vent kit, Model 4520-007, to attach the saddle to standard oval tanks at the vent cap location.
		



## Poly Stackable Tankless Packages

**Packages includes**

- Hose reel - choice of Evolution or Classic series hose reel, 30' or 50'
- Pump - choice of LYNX 3:1, CF15 OR CF30
- DR handle w/flex-m ext. & 1/4 turn manual tip or non-metered composite handle
- F/R auto drain 1/4" NPT(F)
- 2.5' reel inlet hose
- Pump & reel bracket

## Features

Suitable for direct dispense of fluids. Packages are designed for use with poly stackable tanks. Choose side, top, or wall mount configurations.



Pump Side Mount\*\*



Pump Top Mount\*\*



Reel Wall Mount\*\*

\*\*Example images only



### Synthetic & Mineral Oils



### Windshield Wash Pump Side Mount



### Anti-freeze Pump Side Mount

MODELS AVAILABLE	DESCRIPTION
<b>EVOLUTION 30'</b>	
<b>1138-SM3</b>	30' EVO Reel, LYNX 3:1 pump, Side mount
<b>1138-TM3</b>	30' EVO Reel, LYNX 3:1 pump, Top mount
<b>1138-WM3</b>	30' EVO Reel, LYNX 3:1 pump, Wall mount
<b>EVOLUTION 50'</b>	
<b>1138-SM5</b>	50' EVO Reel, LYNX 3:1 pump, Side mount
<b>1138-TM5</b>	50' EVO Reel, LYNX 3:1 pump, Top mount
<b>1138-WM5</b>	50' EVO Reel, LYNX 3:1 pump, Wall mount

MODELS AVAILABLE	DESCRIPTION
<b>EVOLUTION</b>	
<b>1138-063</b>	30' EVO Reel, CF15 Poly pump, WWS
<b>1138-073</b>	30' EVO Reel, CF30 Poly pump, WWS
<b>CLASSIC</b>	
<b>1138-062</b>	30' Classic Reel, CF15 Poly pump, WWS
<b>1138-072</b>	30' Classic Reel, CF30 Poly pump, WWS

MODELS AVAILABLE	DESCRIPTION
<b>EVOLUTION</b>	
<b>1138-043</b>	30' EVO Reel, CF15 Alum pump, A/F
<b>1138-053</b>	30' EVO Reel, CF30 Alum pump, A/F
<b>CLASSIC</b>	
<b>1138-042</b>	30' Classic Reel, CF15 Alum pump, A/F
<b>1138-052</b>	30' Classic Reel, CF30 Alum pump, A/F

\* Tanks should not be stacked higher than 82" or less from the stand base to the top of the tank. As with all tanks, be sure to follow local and state guidelines for tank placement and installation. Tanks not included. See pg. 9 for poly tank options.

## Poly Stackable Tanks

Poly stackable tanks are an excellent choice when floor space is limited. These stackable tanks are available in 4 sizes and may be stacked in any combination.



### 60 & 80 gallon

MODELS AVAILABLE	DESCRIPTION
1138-001	L 36" x W 36" x H 18", 60 gal
1138-002	L 36" x W 36" x H 22", 80 gal



### 120 gallon

MODELS AVAILABLE	DESCRIPTION
1138-003	L 36" x W 36" x H 31", 120 gal



### 180 gallon

MODELS AVAILABLE	DESCRIPTION
1138-004	L 36" x W 36" x H 40", 180 gal



### 260 gallon

MODELS AVAILABLE	DESCRIPTION
1138-005	L 36" x W 36" x H 58", 260 gal

## Features

- Poly stackable tanks are constructed from high density polyethylene resin
- All tanks have the same foot print; tank any size in any combination
- Graduated inked and stamped gallon measurement on tank front for easy-to-read fluid levels
- Optional pallet for portability
- Optional secondary containment tubs available

#### Fluids

- Synthetic and mineral based lubricants
- Hydraulic fluid
- Transmission fluid
- Gear oil
- Anti-freeze

#### Applications

- Auto maintenance shops
- Car dealerships
- Quick lubes
- Fleet maintenance shops
- Agriculture/Farm implements

\* Tanks should not be stacked higher than 82" or less from the stand base to the top of the tank.

\* As with all tanks, be sure to follow local and state guidelines for tank placement and installation.

## Gravity System Poly Stackable Tank Packages

### Package Includes

- Poly stackable tank - choice of 60 gal (L 36" x W 36" x H 18"), 80 gal (L 36" x W 36" x H 22"), 120 gal (L 36" x W 36" x H 31"), 180 gal (L 36" x W 36" x H 40"), or 260 gal (L 36" x W 36" x H 58")
- Frame with drip tray
- Connecting hose with release valve



## Features

Gravity systems are available in a variety of configurations. Add additional poly tanks to customize a system to meet your shop needs.

### Fluids

- Synthetic and mineral based lubricants
- Hydraulic fluid
- Transmission fluid
- Gear oil
- Anti-freeze

### Applications

- Auto maintenance shops
- Car dealerships
- Quick Lubes
- Fleet maintenance shops
- Agriculture/Farm implements

### 60 & 180 gallon

MODELS AVAILABLE	DESCRIPTION
1138-012	Gravity system package, 60/60/120 gal
1138-016	Gravity system package, 60/60/180 gal
1138-007	Gravity system package, 60/60/60 gal
1138-006	Gravity system package, 60/60/60/60 gal

### 80 & 120 gallon

MODELS AVAILABLE	DESCRIPTION
1138-013	Gravity system package, 80/120 gal
1138-008	Gravity system package, 80/80 gal
1138-011	Gravity system package, 80/80/120 gal
1138-009	Gravity system package, 80/80/80 gal
1138-010	Gravity system package, 80/80/80/80 gal

### 120 & 180 gallon

MODELS AVAILABLE	DESCRIPTION
1138-017	Gravity system package, 120/180 gal
1138-019	Gravity system package, 120 gal
1138-014	Gravity system package, 120/120 gal
1138-015	Gravity system package, 120/120/120 gal

### 180 gallon













MODELS AVAILABLE	DESCRIPTION
1138-020	Gravity system package, 180 gal
1138-018	Gravity system package, 180/180 gal


### 260 gallon

MODELS AVAILABLE	DESCRIPTION
1138-021	Gravity system package, 260 gal

\* Tanks should not be stacked higher than 82" or less from the stand base to the top of the tank. As with all tanks, be sure to follow local and state guidelines for tank placement and installation.

# Poly Stackable Tank Accessories

SECONDARY CONTAINMENT			DRIP TRAY		
Containment		1138-022 Containment tank bottom, 203 gal	Drip tray		1138-032 Drip tray frame
		1138-024 Containment tank bottom, 288 gal			1138-033 Drip tray with screen
		1138-023 Containment tank bottom, 390 gal			1138-034 Drip tray frame with trays and screens
PALLET			GRAVITY FEED CONNECTOR		
Lube pallet		1138-025 Lube pallet	Gravity feed connector		1138-035 Connector kit for gravity feed system for 2 tanks
STRAP					1138-036 Connector kit for gravity feed system for 3 tanks
Cargo Strap		1138-041 (1) Ratchet strap 1"x16' with S hook			1138-037 Connector kit for gravity feed system for 4 tanks
STEEL STAND			SPRING RELEASE VALVE		
Steel stand		1138-026 Steel stand, 4"	Spring release valve		1138-038 Brass spring release valve
		1138-027 Steel stand, 10"			
		1138-028 Steel stand, 14"			
		1138-029 Steel stand, 24"			
		1138-030 Steel stand, 36"			
			AIR BREATHER		
		1138-031 Steel stand, base only	Air breather		1138-039 Desiccant air breather



# **Balcrank**

Fluid Dispensing Systems

## **Balcrank Corporation**

90 Monticello road  
Weaverville, NC 28787, USA  
Tel.: (800) 747-5300 or (828) 645-4261  
Fax: (800) 763-0840 or (828) 658-0840  
info@balcrank.com  
www.balcrank.com  
www.shopbalcrank.com

## **Customer Support**

Tel.: (800) 747-5300 or (828) 645-4261  
(Monday to Friday, 8:00 AM - 5:00 PM ET)

- Order entry
- Product availability and information
- Pricing
- Shipping dates and delivery information
- Return Merchandise Authorization

## **Technical Support**

Tel.: (800) 747-5300 or (828) 645-4261  
(Monday to Friday, 8:00 AM - 5:00 PM ET)

- Repair advice
- Product application recommendations
- Warranty claims and returns
- Service bulletins

## **Place an Order**

Tel.: (800) 747-5300 or (828) 645-4261

Fax: (800) 763-0840 or (828) 658-0840

- Fax orders day or night
- Order confirmed next business day by fax or e-mail

E-mail: orders@balcrank.com

Online: www.shopbalcrank.com

- Place orders on-line 24/7
- Four convenient ways to shop
- Search by product name or number
- Browse the site and add to cart
- Copy past orders to create a duplicate order
- Rapid order entry
- Pricing is live and specific to your account
- Build, print, save, and manage quotes for access at a later date
- Track shipped orders
- Easy management of personnel access and assigned permissions

Distributor