



All Estey Library Shelving is powder painted with a tough, baked enamel finish to assure years of lasting beauty. Please contact your local Estey dealer to view our 12 different finishes.

A Word About Tennsco

Tennsco Corp., headquartered in Dickson, Tennessee, began operations in 1962. Today, Tennsco is an industry leader with over 1.4 million square feet of manufacturing and warehouse space in six facilities. Tennsco offers a wide variety of filing and storage systems, steel office furniture, industrial and institutional shelving, lockers and shop equipment.

Environmentally Friendly Products

Tennsco steel products are certified SCS Indoor Advantage Gold for indoor air quality and low VOC emissions.



Tennsco products allow our customers to apply for LEED* credits as described below:

- a. MR Credit 4.1 and 4.2 – Recycled Content
- b. MR Credit 5.1 – Manufactured Regionally
- c. MR Credit 5.2 – Extracted and Manufactured Regionally
- d. EQ Credit 4.2 – Low Emitting Materials, Paints

For additional information on other Tennsco products, contact:



* Leadership in Energy and Environmental Design Green Building Rating System™

ESTEY
A DIVISION OF TENNSCO CORP.

Mailing Address:
P.O. Box 1888
Dickson, TN 37056-1888

Shipping Address:
201 Tennsco Drive
Dickson, TN 37055

Toll Free Customer Service: (866) 446-8686 • Fax (866) 445-7260
Toll Free Ordering: (866) 864-4796
(615) 446-8000 • (800) 251-8184 • Fax (800) 722-0134
www.tennsco.com • info@tennsco.com






Your library is unique, and you'll find that our Estey Cantilever Library Shelving System accommodates your needs unlike any other shelving available. Estey Cantilever Library Shelving is designed to be functional, versatile, and aesthetically beautiful. Our components are fully interchangeable allowing you to expand or reconfigure as your needs change. And, numerous quality construction features such as superior multibend uprights, sturdy brackets, adjustable levelers, and a powder coated paint finish also provide durability, practicality, and flexibility that offer years of quality performance.



Nashville Public Library - Nashville, TN | Architecture by Robert A.M. Stern Architects - New York, NY



Long-Lasting Finish
Premium powder coating offers great looks and long-lasting performance.



Practical Design
Obstruction-free weld frame design.



No Sway Braces for Increased Storage Flexibility
Elimination of sway braces allows you to store oversized media past the center line of bookstack.




Flexible Design
Adjustable on 1" centers in a 6" repeat pattern to meet your specific needs.



Superior Uprights
Superior multibend uprights with twice the right angle bends (16) of other systems.



Choice of Bases
Choose standard one-piece base shelf construction or optional two-piece adjustable base with recessed kick plate.



Quality Construction for Simple Rearrangements
True unit construction to simplify rearranging bookstacks when needed.




Rounded End Brackets to Protect Books
End brackets have smooth, rounded edges which help prevent knifing of books.



Extra Wide Upright
2 1/2" deep profile provides extra lateral stability. (2" deep profile also available.)



Sturdy Brackets
All brackets have a dimple design which allows shelf to lock into end brackets.



Adjustable Levelers for Maximum Stability
Six-point, fully-adjustable levelers on each double-face section - four-point on each single-face section.

The Estey Advantage ... More Bends for More Strength

Estey Weld Frame superior quality book stacks are built to last. When the frames are joined together, they provide twice the number of right angle bends (16), which dramatically increase the frame's structural stability – an Estey first. Heavy duty, 16 gauge tubular top spreader enhances overall strength.

16 BENDS FOR EXTRA STRENGTH

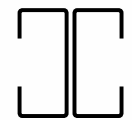
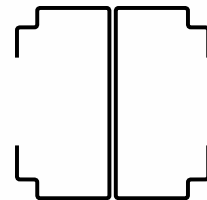


Nothing compares to ESTEY Weld Frame

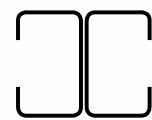
Here's why:

	Estey WF	Brand L	Brand W	Brand A
Sixteen (16) upright bends each frame	✓			
Largest upright cross sectional area	✓			
16 gauge tubular top spreader (3" x 1")	✓			
STANDARD multiple six point base leveling (on double entry units)	✓			✓
STANDARD one piece base shelf	✓	✓	✓	
STANDARD base strip (kick plate)	✓			✓

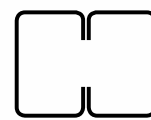
ESTEY WF



Brand L



Brand W



Brand A

Georgia Gwinnett College, Lawrenceville, GA



WELD FRAME CLOSED BASE SHELF

Single Face**



Height	Levels	Shelf Depth	Base Depth	Catalog #*	Height	Levels	Shelf Depth	Base Depth	Catalog #*
42"	3	8"	8"	WF41080	84"	7	8"	8"	WF81080
		8"	10"	WF41082			8"	10"	WF81082
		9"	9"	WF41090			9"	9"	WF81090
		9"	10"	WF41091			9"	10"	WF81091
		10"	10"	WF41100			10"	10"	WF81100
		10"	12"	WF41102			10"	12"	WF81102
		12"	12"	WF41120			12"	12"	WF81120
66"	5	8"	8"	WF61080	90"	7	8"	8"	WF91080
		8"	10"	WF61082			8"	10"	WF91082
		9"	9"	WF61090			9"	9"	WF91090
		9"	10"	WF61091			9"	10"	WF91091
		10"	10"	WF61100			10"	10"	WF91100
		10"	12"	WF61102			10"	12"	WF91102
		12"	12"	WF61120			12"	12"	WF91120
78"	6	8"	8"	WF71080	* If adjustable base is desired, change the prefix "WF" to "WA" Example: WA91120 ** All single face shelving must be wall anchored 2" weld frames are also available. For details, please call factory. NOTE: When 30" wide units are desired, add the number "3" to the catalog number, e.g., WF411003. When 24" wide units are desired, add the number "2" to the catalog number, e.g., WF411002.				
		8"	10"	WF71082					
		9"	9"	WF71090					
		9"	10"	WF71091					
		10"	10"	WF71100					
		10"	12"	WF71102					
		12"	12"	WF71120					

Double Face



Height	Levels	Shelf Depth	Base Depth	Catalog #*	Height	Levels	Shelf Depth	Base Depth	Catalog #*
42"	3	8"	16"	WF42080	84"	7	8"	16"	WF82080+
		8"	20"	WF42082			8"	20"	WF82082
		9"	18"	WF42090			9"	18"	WF82090+
		9"	20"	WF42091			9"	20"	WF82091
		10"	20"	WF42100			10"	20"	WF82100+
		10"	24"	WF42102			10"	24"	WF82102
		12"	24"	WF42120			12"	24"	WF82120+
66"	5	8"	16"	WF62080	90"	7	8"	16"	WF92080+
		8"	20"	WF62082			8"	20"	WF92082
		9"	18"	WF62090			9"	18"	WF92090+
		9"	20"	WF62091			9"	20"	WF92091
		10"	20"	WF62100			10"	20"	WF92100+
		10"	24"	WF62102			10"	24"	WF92102
		12"	24"	WF62120			12"	24"	WF92120+
78"	6	8"	16"	WF72080	* If adjustable base is desired, change the prefix "WF" to "WA" Example: WA92120 + Overhead top bracing recommended 2" weld frames are also available. For details, please call factory. NOTE: When 30" wide units are desired, add the number "3" to the catalog number, e.g., WF421003. When 24" wide units are desired, add the number "2" to the catalog number, e.g., WF421002.				
		8"	20"	WF72082					
		9"	18"	WF72090+					
		9"	20"	WF72091					
		10"	20"	WF72100+					
		10"	24"	WF72102					
		12"	24"	WF72120+					

ESTEY

A DIVISION OF TENNSCO CORP.

NOTE: All sizes are nominal. Contact local Estey dealer for actual sizes.

WELD FRAME INTEGRAL BACK UNITS

WITH ONE WIRE DIVIDER PER SHELF

Single Face **

Height	Levels	Shelf Depth	Base Depth	Catalog #*	Height	Levels	Shelf Depth	Base Depth	Catalog #*
42"	3	8"	8"	WFIB41080	84"	7	8"	8"	WFIB81080
		8"	10"	WFIB41082			8"	10"	WFIB81082
		9"	9"	WFIB41090			9"	9"	WFIB81090
		9"	10"	WFIB41091			9"	10"	WFIB81091
		10"	10"	WFIB41100			10"	10"	WFIB81100
66"	5	10"	12"	WFIB41102	90"	7	10"	12"	WFIB81102
		12"	12"	WFIB41120			12"	12"	WFIB81120
		8"	8"	WFIB61080			8"	8"	WFIB91080
		8"	10"	WFIB61082			8"	10"	WFIB91082
		9"	9"	WFIB61090			9"	9"	WFIB91090
78"	6	9"	10"	WFIB61091	90"	7	9"	10"	WFIB91091
		10"	10"	WFIB61100			10"	10"	WFIB91100
		10"	12"	WFIB61102			10"	12"	WFIB91102
		12"	12"	WFIB61120			12"	12"	WFIB91120
		8"	8"	WFIB71080			8"	8"	WFIB91080
8"	10"	WFIB71082	8"	10"	WFIB91082				
9"	9"	WFIB71090	9"	9"	WFIB91090				
9"	10"	WFIB71091	9"	10"	WFIB91091				
10"	10"	WFIB71100	10"	10"	WFIB91100				
10"	12"	WFIB71102	10"	12"	WFIB91102				
12"	12"	WFIB71120	12"	12"	WFIB91120				

* If adjustable base is desired, change the prefix "WFIB" to "WAIB" Example: WAIB91120

** All single face shelving must be wall anchored

2" weld frames are also available. For details, please call factory.

NOTE: When 30" wide units are desired, add the number "3" to the catalog number, e.g., WFIB411003. When 24" wide units are desired, add the number "2" to the catalog number, e.g., WFIB411002.

Double Face

Height	Levels	Shelf Depth	Base Depth	Catalog #*	Height	Levels	Shelf Depth	Base Depth	Catalog #*
42"	3	8"	16"	WFIB42080	84"	7	8"	16"	WFIB82080+
		8"	20"	WFIB42082			8"	20"	WFIB82082
		9"	18"	WFIB42090			9"	18"	WFIB82090+
		9"	20"	WFIB42091			9"	20"	WFIB82091
		10"	20"	WFIB42100			10"	20"	WFIB82100+
66"	5	10"	24"	WFIB42102	90"	7	10"	24"	WFIB82102
		12"	24"	WFIB42120			12"	24"	WFIB82120+
		8"	16"	WFIB62080			8"	16"	WFIB92080+
		8"	20"	WFIB62082			8"	20"	WFIB92082
		9"	18"	WFIB62090			9"	18"	WFIB92090+
78"	6	9"	20"	WFIB62091	90"	7	9"	20"	WFIB92091
		10"	20"	WFIB62100			10"	20"	WFIB92100+
		10"	24"	WFIB62102			10"	24"	WFIB92102
		12"	24"	WFIB62120			12"	24"	WFIB92120+
		8"	16"	WFIB72080			8"	16"	WFIB92080+
8"	20"	WFIB72082	8"	20"	WFIB92082				
9"	18"	WFIB72090+	9"	18"	WFIB92090+				
9"	20"	WFIB72091	9"	20"	WFIB92091				
10"	20"	WFIB72100+	10"	20"	WFIB92100+				
10"	24"	WFIB72102	10"	24"	WFIB92102				
12"	24"	WFIB72120+	12"	24"	WFIB92120+				

* If adjustable base is desired, change the prefix "WFIB" to "WAIB" Example: WAIB92120
+ Overhead top bracing recommended

2" weld frames are also available. For details, please call factory.

NOTE: When 30" wide units are desired, add the number "3" to the catalog number, e.g., WFIB421003. When 24" wide units are desired, add the number "2" to the catalog number, e.g., WFIB421002.

WELD FRAME DIVIDER TYPE

WITH FIVE ADJUSTABLE DIVIDERS PER SHELF

Single Face **

Height	Levels	Shelf Depth	Base Depth	Catalog #*	Height	Levels	Shelf Depth	Base Depth	Catalog #*
42"	3	10"	10"	WBDF41100	84"	7	10"	10"	WBDF81100
		10"	12"	WBDF41102			10"	12"	WBDF81102
		10"	13"	WBDF41103			10"	13"	WBDF81103
		12"	12"	WBDF41120			10"	13"	WBDF81120
		13"	13"	WBDF41130			13"	13"	WBDF81130
66"	5	13"	16"	WBDF41133	90"	7	13"	16"	WBDF81133
		10"	10"	WBDF61100			10"	10"	WBDF91100
		10"	12"	WBDF61102			10"	12"	WBDF91102
		10"	13"	WBDF61103			10"	13"	WBDF91103
		12"	12"	WBDF61120			12"	12"	WBDF91120
78"	6	13"	13"	WBDF61130	93"	8	13"	13"	WBDF91130
		13"	16"	WBDF61133			13"	16"	WBDF91133
		10"	10"	WBDF71100			10"	10"	WBDF01100
		10"	12"	WBDF71102			10"	12"	WBDF01102
		10"	13"	WBDF71103			10"	13"	WBDF01103
90"	7	12"	12"	WBDF71120	93"	8	12"	12"	WBDF01120
		13"	13"	WBDF71130			13"	13"	WBDF01130
		13"	16"	WBDF71133			13"	16"	WBDF01133
		10"	10"	WBDF71100			10"	10"	WBDF01100
		10"	12"	WBDF71102			10"	12"	WBDF01102

* If adjustable base is desired, change the prefix "WBDF" to "WBDA" Example: WBDA71133

** All single face shelving must be wall anchored

2" weld frames are also available. For details, please call factory.

NOTE: When 30" wide units are desired, add the number "3" to the catalog number, e.g., WBDF411003. When 24" wide units are desired, add the number "2" to the catalog number, e.g., WBDF411002.

Double Face

Height	Levels	Shelf Depth	Base Depth	Catalog #*	Height	Levels	Shelf Depth	Base Depth	Catalog #*
42"	3	10"	10"	WBDF42100	84"	7	10"	20"	WBDF82100+
		10"	24"	WBDF42102			10"	24"	WBDF82102
		10"	26"	WBDF42103			10"	26"	WBDF82103+
		12"	24"	WBDF42120			12"	24"	WBDF82120+
		13"	26"	WBDF42130			13"	26"	WBDF82130+
66"	5	13"	32"	WBDF42133	90"	7	13"	32"	WBDF82133+
		10"	20"	WBDF62100			10"	20"	WBDF92100
		10"	24"	WBDF62102			10"	24"	WBDF92102+
		10"	26"	WBDF62103			10"	26"	WBDF92103
		12"	24"	WBDF62120			12"	24"	WBDF92120+
78"	6	13"	26"	WBDF62130	93"	8	13"	26"	WBDF92130+
		13"	32"	WBDF62133			13"	32"	WBDF92133
		10"	20"	WBDF72100+			10"	20"	WBDF02100+
		10"	24"	WBDF72102			10"	24"	WBDF02102
		10"	26"	WBDF72103			10"	26"	WBDF02103+
90"	7	12"	24"	WBDF72120+	93"	8	12"	24"	WBDF02120
		13"	26"	WBDF72130+			13"	26"	WBDF02130+
		13"	32"	WBDF72133			13"	32"	WBDF02133
		10"	20"	WBDF72100+			10"	20"	WBDF02100+
		10"	24"	WBDF72102			10"	24"	WBDF02102

* If adjustable base is desired, change the prefix "WBDF" to "WBDA" Example: WBDA72133

+ Overhead top bracing recommended

2" weld frames are also available. For details, please call factory.

NOTE: When 30" wide units are desired, add the number "3" to the catalog number, e.g., WBDF421003. When 24" wide units are desired, add the number "2" to the catalog number, e.g., WBDF421002.

ESTEY

A DIVISION OF TENNSCO CORP.

Periodical Display Units

Sloping periodical shelving with flat storage shelf. Includes 12" storage shelves and 12" base single face or 24" base double face.

SINGLE FACE

Height	Sloping Shelves	Storage Levels	Catalog #
42"	3	3	WP41120
66"	4	4	WP61120
78"	5	5	WP71120
84"	6	6	WP81120
90"	6	6	WP91120

DOUBLE FACE

Height	Sloping Shelves	Storage Levels	Catalog #
42"	6	6	WP42120
66"	8	8	WP62120
78"	10	10	WP72120
84"	12	12	WP82120
90"	12	12	WP92120

* If adjustable base is desired, change the prefix "WP" to "WPA". Example: WPA72133
NOTE: Display shelf is 14" high

NOTE: When 30" wide units are desired, add the number "3" to the catalog number, e.g., WP411203. When 24" wide units are desired, add the number "2" to the catalog number, e.g., WP411202.

Display Shelf Units

Sloping display unit is ideal for displaying various periodicals, new books, or other media items. Lower shelves are sloped 10° for better visualization. Shelves are 7" d actual.

SINGLE FACE

Height	Sloping Shelves	Storage Levels	Catalog #
42"	1	2	WFDS436
66"	2	3	WFDS636
84"	3	4	WFDS836
90"	3	4	WFDS936

DOUBLE FACE

Height	Sloping Shelves	Storage Levels	Catalog #
42"	2	4	WFDD436
66"	4	6	WFDD636
84"	6	8	WFDD836
90"	6	8	WFDD936

NOTE: When 30" wide units are desired, change the number "36" to "30" in the catalog number, e.g., WFDS430. When 24" wide units are desired, change the number "36" to "24" in the catalog number, e.g., WFDS424.

Welded Frames



Height	Catalog Number*
42"	W4236
54"	W5436
66"	W6636
78"	W7836
84"	W8436
90"	W9036
93"	W9336

SEISMIC SWAY BRACES

Height	Catalog Number*
66" & 78"	SSBR6036A
84", 90", 93"	SSBR7336A

2" Welded Frames



Height	Catalog Number*
42"	W2-4236
54"	W2-5436
66"	W2-6636
78"	W2-7836
84"	W2-8436
90"	W2-9036
93"	W2-9336

SEISMIC SWAY BRACES

Height	Catalog Number*
66" & 78"	SSBR6036A
84", 90", 93"	SSBR7336A

Seismic Welded Frames



Eliminates the need for sway braces. Available in 2".

Height	Catalog Number*
78"	SWF7836
84"	SWF8436
90"	SWF9036

Fixed Base



Reinforcing Gussets

Used when *fixed base* shelving units are to be mounted on mobile carriage bases or when additional stabilization is required. Single face gussets must be specified left or right.

SINGLE FACE	DOUBLE FACE
08" GS08-1LA	16" GD08-1A
08" GS08-1RA	18" GD09-1A
09" GS09-1LA	20" GD10-1A
09" GS09-1RA	24" GD12-1A
10" GS10-1AL	26" GD13-1A
10" GS10-1AR	32" GD16-1A
12" GS12-1AL	
12" GS12-1AR	
13" GS13-1LA	
13" GS13-1RA	
16" GS16-1LA	
16" GS16-1RA	

Adjustable



Reinforcing Gussets

Used when an *adjustable shelf* is used for a base and is to be mounted on mobile carriage bases only. Single face gussets must be specified left or right.

SINGLE FACE	DOUBLE FACE
08" GS08CAL	16" GD08CA
08" GS08CAR	18" GD09CA
09" GS09CAL	20" GD10CA
09" GS09CAR	24" GD12CA
10" GS10CAL	26" GD13CA
10" GS10CAR	32" GD16CA
12" GS12CAL	
12" GS12CAR	
13" GS13CAL	
13" GS13CAR	
16" GS16CAL	
16" GS16CAR	

BASE SHELVES



Closed Base Shelves


One piece construction comes complete with base brackets. Special widths or depths available.

SINGLE FACE

Size	Catalog Number*	Size	Catalog Number*
36"w x 8"d	WB3608A	36"w x 12"d	WB3612A
36"w x 9"d	WB3609A	36"w x 13"d	WB3613A
36"w x 10"d	WB3610A	36"w x 16"d	WB3616A

DOUBLE FACE

Size	Catalog Number*	Size	Catalog Number*
36"w x 16"d	WB3616DA	36"w x 24"d	WB3624DA
36"w x 18"d	WB3618DA	36"w x 26"d	WB3626DA
36"w x 20"d	WB3620DA	36"w x 32"d	WB3632DA



ADJUSTABLE SINGLE FACE

Size	Catalog Number*	Size	Catalog Number*
36"w x 8"d	WA3608A	36"w x 12"d	WA3612A
36"w x 9"d	WA3609A	36"w x 13"d	WA3613A
36"w x 10"d	WA3610A	36"w x 16"d	WA3616A

ADJUSTABLE DOUBLE FACE

Size	Catalog Number*	Size	Catalog Number*
36"w x 16"d	WA3616DA	36"w x 24"d	WA3624DA
36"w x 18"d	WA3618DA	36"w x 26"d	WA3626DA
36"w x 20"d	WA3620DA	36"w x 32"d	WA3632DA

BASE SHELVES



Closed Base Shelves With Dividers


Slotted on 1" centers for dividers, with 5" backstop. Five adjustable dividers provided with 36" wide shelf.

SINGLE FACE

Size	Catalog Number*	Size	Catalog Number*
36"w x 10"d	TBDF3610	36"w x 13"d	TBDF3613
36"w x 12"d	TBDF3612	36"w x 16"d	TBDF3616

DOUBLE FACE

Size	Catalog Number*	Size	Catalog Number*
36"w x 20"d	TBDF3620	36"w x 26"d	TBDF3626
36"w x 24"d	TBDF3624	36"w x 32"d	TBDF3632



ADJUSTABLE SINGLE FACE

Size	Catalog Number*	Size	Catalog Number*
36"w x 10"d	TBDA3610	36"w x 13"d	TBDA3613
36"w x 12"d	TBDA3612	36"w x 16"d	TBDA3616

ADJUSTABLE DOUBLE FACE

Size	Catalog Number*	Size	Catalog Number*
36"w x 20"d	TBDA3620	36"w x 26"d	TBDA3626
36"w x 24"d	TBDA3624	36"w x 32"d	TBDA3632

ESTEY

A DIVISION OF TENNSCO CORP.

* For 24" or 30" wide items, change 36 in catalog number to 24 or 30 (e.g. WB2408A, WB3012A, etc.)
NOTE: All sizes are nominal. Contact local Estey dealer for actual sizes.

* For 24" or 30" wide items, change 36 in catalog number to 24 or 30 (e.g. WB2408A, WB3012A, etc.) • NOTE: All sizes are nominal. Contact local Estey dealer for actual sizes.

BASE SHELVES

Sloping Base Shelves

Provides an improved view of items displayed on the bottom shelf.

SINGLE FACE

Size

36" w x 9" d
36" w x 10" d
36" w x 12" d

Catalog Number*

WSB3609A
WSB3610A
WSB3612A

DOUBLE FACE

Size

36" w x 18" d
36" w x 20" d
36" w x 24" d

Catalog Number*

WSB3618A
WSB3620A
WSB3624A

ADJUSTABLE SINGLE FACE

Size

36" w x 9" d
36" w x 10" d
36" w x 12" d

Catalog Number*

WSBA3609A
WSBA3610A
WSBA3612A

ADJUSTABLE DOUBLE FACE

Size

36" w x 18" d
36" w x 20" d
36" w x 24" d

Catalog Number*

WSBA3618A
WSBA3620A
WSBA3624A

BASE SHELVES

Video Sloping Base Shelves

Sloping base shelf. Slotted on 1" centers for dividers, with 5" integral backstop. Six adjustable dividers provided with 36" wide shelf.

SINGLE FACE

Size

36" w x 12" d
6 dividers

Catalog Number*

VC3612A

DOUBLE FACE

Size

36" w x 24" d
12 dividers

Catalog Number*

VC3624A

ADJUSTABLE SINGLE FACE

Size

36" w x 12" d
6 dividers

Catalog Number*

VCA3612A

ADJUSTABLE DOUBLE FACE

Size

36" w x 24" d
12 dividers

Catalog Number*

VCA3624A

ESTEY

A DIVISION OF TENNSCO CORP.

BASE SHELVES



Integral Back Base Shelves

Includes one wire divider per opening.

SINGLE FACE

Size	Catalog Number*	Size	Catalog Number*
36" w x 8"	WIBBS3608A	36" w x 12"	WIBBS3612A
36" w x 9"	WIBBS3609A	36" w x 13"	WIBBS3613A
36" w x 10"	WIBBS3610A	36" w x 16"	WIBBS3616A

DOUBLE FACE

Size	Catalog Number*	Size	Catalog Number*
36" w x 18"	WIBBS3618A	36" w x 26"	WIBBS3626A
36" w x 20"	WIBBS3620A	36" w x 32"	WIBBS3632A
36" w x 24"	WIBBS3624A		



ADJUSTABLE SINGLE FACE

Size	Catalog Number*	Size	Catalog Number*
36" w x 8"	WIBBSA3608A	36" w x 12"	WIBBSA3612A
36" w x 9"	WIBBSA3609A	36" w x 13"	WIBBSA3613A
36" w x 10"	WIBBSA3610A	36" w x 16"	WIBBSA3616A

ADJUSTABLE DOUBLE FACE

Size	Catalog Number*	Size	Catalog Number*
36" w x 18"	WIBBSA3618A	36" w x 26"	WIBBSA3626A
36" w x 20"	WIBBSA3620A	36" w x 32"	WIBBSA3632A
36" w x 24"	WIBBSA3624A		

DIVIDER ONLY

Size	Catalog Number*
36" w x 8" d	EWD-1
36" w x 12" d	EWD-2

BASE SHELVES



Multipurpose Base Shelves

Two-positional shelf can be used as either a sloping display shelf or (reversed) as an integral back shelf. Divider shelves include 6 dividers.

SINGLE FACE

Size	Catalog Number*
36" w x 10" d	MPB3610A - Plain
36" w x 10" d	MPDB3610A - Divider
36" w x 12" d	MPB3612A - Plain
36" w x 12" d	MPDB3612A - Divider

DOUBLE FACE

Size	Catalog Number*
36" w x 20" d	MPB3620A - Plain
36" w x 20" d	MPBD3620A - Divider
36" w x 24" d	MPB3624A - Plain
36" w x 24" d	MPBD3624A - Divider



Periodical Base Shelves

Sloped display surface is 14" high and hinged for easy access of back issues.

SINGLE FACE

Size	Catalog Number*
36" w x 12" d	WPFB3612A

DOUBLE FACE

Size	Catalog Number*
36" w x 24" d	WPFB3624A

ADJUSTABLE SINGLE FACE

Size	Catalog Number*
36" w x 12" d	WPAB3612A

ADJUSTABLE DOUBLE FACE

Size	Catalog Number*
36" w x 24" d	WPAB3624A

ESTEY

A DIVISION OF TENNSCO CORP.

BASE SHELVES

Browser Box Base Shelves



Integrated browser box base is ideal for storing all media types. Pull-out feature allows for easy access to materials. Each box comes with 5 dividers.

SINGLE FACE

Size
36"w x 12"d

Catalog Number*
WAXBRB3612A

DOUBLE FACE

Size
36"w x 24"d

Catalog Number*
WAXBRB3624A

Periodical Back Base Shelves



Uniquely designed base allows for storage of publications and back issues in an upright position.

SINGLE FACE

Size
36"w x 12"d

Catalog Number*
WAPB3612A

DOUBLE FACE

Size
36"w x 24"d

Catalog Number*
WAPB3624A

Monrovia Public Library – Monrovia, CA | Architecture by Gonzalez Goodale Architects – Pasadena, CA



SPECIALTY SHELVES


Adjustable Shelves



Includes brackets. Can be furnished in special widths or depths.

Size	Catalog Number*	Size	Catalog Number*
36"w x 8"d	BL3608A	36"w x 14"d	BL3614A
36"w x 9"d	BL3609A	36"w x 15"d	BL3615A
36"w x 10"d	BL3610A	36"w x 16"d	BL3616A
36"w x 11"d	BL3611A	36"w x 18"d	BL3618A
36"w x 12"d	BL3612A	36"w x 19"d	BL3619A
36"w x 13"d	BL3613A		

One Piece Divider Shelves



Built-in 6½" backstop keeps items organized. Shown with standard-sized divider (DIVxx), not included. Dividers shown on page 29.

Size	Catalog Number*	Size	Catalog Number*
36"w x 10"d	BDA3610A	36"w x 13"d	BDA3613A
36"w x 11"d	BDA3611A	36"w x 16"d	BDA3616A
36"w x 12"d	BDA3612A		

Periodical Display Shelves



Sloped display surface is 14" high and hinged for easy access to back issues.

Size	Catalog Number*
36"w x 12"d	PDS3612A
36"w x 12"d	PDS3612ACLH+

+Includes continuous label holder

Periodical Display Shelves with Plexiglass Cover



Sloped display surface is 14" high and hinged for easy access to back issues. Plexiglass covers are available in one or two pieces.

Size	Catalog Number*
36"w x 12"d	PDSCA - One Piece
	PDSCA2 - Two Piece

ESTEY

A DIVISION OF TENNSCO CORP.

SPECIALTY SHELVES

Sloped Display Shelves

Sloped for display with a surface height of 12".

Size **Catalog Number***
 36"w x 12"d SDS3612A
 36"w x 12"d SDS3612ACLH+
 +Includes continuous label holder

Sloped Display Shelves with Plexiglass Cover

Sloped display surface is 14" high and hinged for easy access of back issues. Plexiglass covers are available in one or two pieces.

Size **Catalog Number***
 36"w x 12" d SDSCA - One Piece
 SDSCA2 - Two Piece

Princeton File Box

Displays materials on a sloping shelf, while enclosing stored materials behind the shelf to protect from dust and sunlight.

Size **Catalog Number***
 36"w x 17"d x 16"h KDPRBOXA

Princeton File Box with Plexiglass Cover

Displays materials on a sloping shelf, while enclosing stored materials behind the shelf to protect from dust and sunlight.

Size **Catalog Number***
 36"w x 17"d x 16"h – 1 piece plexiglass KDPRBOX1PA
 36"w x 17"d x 16"h – 2 piece plexiglass KDPRBOX2PA

SPECIALTY SHELVES

Three-Piece Periodical Shelves

Three independently sloped display surfaces, each 14" high and hinged for easy access of back issues.

Size **Catalog Number***
 36"w x 12"d PDS3612A-3

Fixed Display Shelf

Sloped 60° for display with a 3" front lip to prevent materials from sliding off. Display surface is 12" high.

Size **Catalog Number***
 36"w x 12"d SDS3612S60A

Periodical Display Back Shelf

Uniquely designed shelf allows for storage of publications and back issues in an upright position.

Size **Catalog Number***
 36"w x 10"d x 12"h PD3610A

Sliding Reference Shelves

Sturdy full extension slides attach to underside of adjustable shelf (furnished separately). For double faced units use two reference shelves.

Size	Catalog Number*	Size	Catalog Number*
36"w x 08"d	SRS3608A	36"w x 10"d	SRS3610A
36"w x 09"d	SRS3609A	36"w x 12"d	SRS3612A

Integral Back Shelves

Built-in 2" backstop keeps items organized. Includes brackets and one wire divider per opening.

Size	Catalog Number*	Size	Catalog Number*
36"w x 08"d	BLIB3608A	36"w x 12"d	BLIB3612A
36"w x 09"d	BLIB3609A	36"w x 13"d	BLIB3613A
36"w x 10"d	BLIB3610A	36"w x 16"d	BLIB3616A
36"w x 11"d	BLIB3611A		

SPECIALTY SHELVES



Video Cassette/Paperback Book Shelf

Sloped to allow convenient viewing of spines on paperbacks and video cassettes. Six adjustable dividers included.

Size	Catalog Number*	Size	Catalog Number*
36"w x 7"d	VCS3607A	36"w x 8"d	VCS3608A
Divider only	DIV07		



Multimedia Divider Shelf

Ideal for storing all media items. Media can be stacked vertically, retaining visual access to all spine information.

Size	Catalog Number*
36"w x 12"d x 14"h	MMS36A



Multi-Tier Magazine Racks

Displays magazines on multiple tiers.

	Size	Catalog Number*
2-TIER	36"w x 9"d x 12"h	MTMR-36-2
3-TIER	36"w x 12"d x 16"h	MTMR-36-3
4-TIER	36"w x 14"d x 19"h	MTMR-36-4

SPECIALTY SHELVES



Storage Shelves

Use with sloped display shelves, or any place where a flat shelf is desired.

Size	Catalog Number*	Size	Catalog Number*
36"w x 10"d	IN3610A	36"w x 15"d	IN3615A
36"w x 12"d	IN3612A	36"w x 16"d	IN3616A
36"w x 13"d	IN3613A	36"w x 18"d	IN3618A
36"w x 14"d	IN3614A	36"w x 19"d	IN3619A



Sloped Integral Back Shelf

Ideal for lower levels. This shelf is sloped 7° to allow for easy viewing of materials.

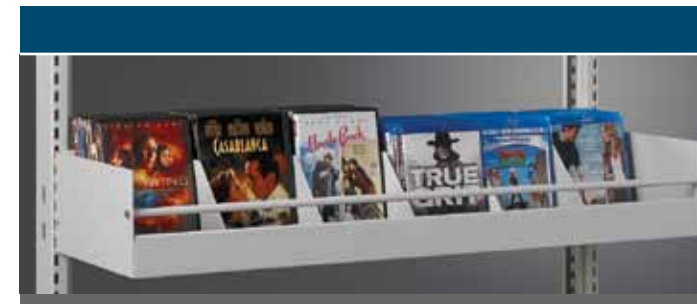
Size	Catalog Number*	Size	Catalog Number*
36"w x 8"d	SIBS3608A	36"w x 12"d	SIBS3612A
36"w x 9"d	SIBS3609A	36"w x 13"d	SIBS3613A
36"w x 10"d	SIBS3610A	36"w x 16"d	SIBS3616A
36"w x 11"d	SIBS3611A		



Face Out Display Shelf

Ideal for displaying DVD or Blu-ray videos.

Size	Catalog Number*
36"w x 3"d x 8"h	FODSA



Metal Browsing Box

Storage space ideal for storing all media items. Includes 5 dividers.

Size	Catalog Number*	Divider Only
36"w x 12"d x 6"h	HDBRB3611A	BRBDIVA
36"w x 15"d x 6"h	HDBRB3614A	BRBDIVA14

Holds 126 Blu-rays, 126 CDs or 84 DVDs (using standard cases)



Pullout Browsing Box

Ideal for storing all media types. Pullout feature permits tighter storage because no space is needed above the box to allow access to stored items. Includes 5 dividers.

Size	Catalog Number*	Divider Only
36"w x 12"d x 7"h	XHDBRB3611A	BRBDIVA
36"w x 15"d x 7"h	XHDBRB3614A	BRBDIVA14

Holds 126 Blu-rays, 126 CDs or 84 DVDs (using standard cases)

ESTEY

A DIVISION OF TENNSCO CORP.

* For 24" or 30" wide items, change 36 in catalog number to 24 or 30 (e.g. WB2408A, WB3012A, etc.)
NOTE: All sizes are nominal. Contact local Estey dealer for actual sizes.

* For 24" or 30" wide items, change 36 in catalog number to 24 or 30 (e.g. WB2408A, WB3012A, etc.) • NOTE: All sizes are nominal. Contact local Estey dealer for actual sizes.

SPECIALTY SHELVES

Double Tier Browsing Box



Two levels of storage space, ideal for storing all media items. Dividers (sold separately) can be placed to hold as many CDs per section as desired. Dividers (sold separately) can be placed to accommodate multiple media type.

Size	Catalog Number*
36"w x 17"d x 8"h	DTBRB36A
Wire Divider	DTWD


Pullout Double Tier Browsing Box



The same as our Double Tier Browsing Box with the added pullout feature that allows tighter storage because no space is needed above the box to access stored items.

Size	Catalog Number*
36"w x 17"d x 10"h	XDTBRB36A

Picture Book Browsing Box



Oversized browsing box is designed for storing oversized and picture books and allows for easy flip through browsing.

Size	Catalog Number*
36"w x 15"d x 7"h	PBBRB3615A

Multipurpose Shelf



Two-positional shelf can be used as either a sloping display shelf or (reversed) as an integral back shelf.

Size	Catalog Number*
36"w x 10"d	MP3610A
36"w x 12"d	MP3612A

Multipurpose Divider Shelf



Two-positional shelf can be used as either a sloping display shelf or (reversed) as an integral back shelf. Includes 6 dividers.

Size	Catalog Number*
36"w x 10"d	MPD3610A
36"w x 12"d	MPD3612A

Stylish and Adaptable



Viewpoint School (Fletcher Family Library) - Calabasas, CA | Architecture by Jeffrey M. Kalban & Associates - Los Angeles, CA

ESTEY
A DIVISION OF TENNSCO CORP.

* For 24" or 30" wide items, change 36 in catalog number to 24 or 30 (e.g. WB2408A, WB3012A, etc.)
NOTE: All sizes are nominal. Contact local Estey dealer for actual sizes.

ACCESSORIES



Browser Shelf

Ideal for storing a wide variety of media items. Shelf includes 5 dividers and attractive lip design.

Size 36"w x 12"d x 6"h
Catalog Number BRS3611A
 Capacity: 126 - Blu-ray (Standard Case)
 126 - CD (Standard Case)
 84 - DVD (Standard Case)



Zig-Zag Shelf

Sloped shelf with paperback insert. Ideal for displaying audio cassette or paperback books.

Size 36"w x 8"d
Catalog Number* ZZ3608A
Insert Only ZZPD
 ZZAV



Shelf Filler

Fills the space between adjustable shelves on double sided units providing a clear-through surface.

Size 36"w x 2 1/2"d
Catalog Number* SHFIL36



Workshelf and Brackets

24" deep plastic shelf supported by two steel triangular brackets for work surface within stack usage. Must state desired finish of work shelf.

Size 36"w x 24"d x 28"h
Catalog Number* LC54A
Legs Only LCL
Brackets Only Leftside LCBRK24L
 Rightside LCBRK24R

ACCESSORIES



Media Hanger Rack

Consists of brackets with hanger rod for clear-view plastic media bags.

Size 36"w x 8"d
Catalog Number* HB36A



Newspaper Racks

Displays newspapers. Newspaper sticks are included.

Size 36"w x 13"d x 18"h
Catalog Number* NPR6 (6 Holders)
 36"w x 13"d x 29"h NPR10 (10 Holders)



Offset Center Backstop

Eliminates the need for individual backstops.

Size 36"w x 2"h
Catalog Number* CBSS36
LOW PROFILE



Reversible Backstop & Wire Divider

One side is regular backstop. Reverse and the other side is sliding support backstop.

Size 36"w x 2"h
Catalog Number* Back Stop RBS36
 Wire Divider BSWBS

ESTEY

A DIVISION OF TENNSCO CORP.

* For 24" or 30" wide items, change 36 in catalog number to 24 or 30 (e.g. WB2408A, WB3012A, etc.)
 NOTE: All sizes are nominal. Contact local Estey dealer for actual sizes.

* For 24" or 30" wide items, change 36 in catalog number to 24 or 30 (e.g. WB2408A, WB3012A, etc.) • NOTE: All sizes are nominal. Contact local Estey dealer for actual sizes.

ACCESSORIES

Cabinets

Ideal for storing valuable items that need to be secured. Includes flipper door and lock. Frames hold trays that store various media items.

CABINET ONLY

Size 36"w x 19"d x 16"h
Catalog Number* FDCB36L

CABINET WITH 1 PULL-OUT FRAME

Size 36"w x 19"d x 16"h
Catalog Number* Cbfd36LFA

CABINET WITH 2 PULL-OUT FRAMES

Size 36"w x 19"d x 16"h
Catalog Number* Cbfd36L2FA

FRAME ONLY

Size 33 3/8"w x 16"d
Catalog Number* FRAME36A

METAL TRAYS

Size 5"w x 4 3/8"d x 4 1/2"h
4 7/16"w x 14 3/8"d x 3 1/8"h
7 5/8"w x 14 3/8"d x 3 1/8"h
5 1/8"w x 2 3/4"d
6 3/16"w x 14 3/8"d x 4 1/2"h

Divider Only
CDD-1
ACD-1
VHSD-1
CRDD-1
MFD-1

Shelf Label Holder

Plastic clip-on holder for 5/8" x 5" card.

Size 5 1/2"w x 3/4"h
Catalog Number SLH

Range Finder & Card Holders

For use on end panels or uprights for identification of range contents. Holds 3" x 5" cards. Finished in black. Attaches with double sided tape.

RANGE FINDER **Size** 7"d x 3"h
Catalog Number RFP6

CARD HOLDERS **Size** 10"w x 3"h
Double Card Holder 10"w x 3"h
Aluminum 6"w x 3"h
Single Card Holder 6"w x 3"h
Catalog Number DCH-B
SCH-CA
SCH-B

ACCESSORIES

Steel Book Supports

Findable – Unattached book support used on surface of shelves. Furnished with cork backing.

Hook On – Hooks onto return flange of adjustable shelves for rigid support.

Magnetic – Unattached book support used on surface of shelves furnished with magnetic strip.

FINDABLE	Height	Catalog Number	Height	Catalog Number
	6"	BSN6	10"	BSN10
	9"	BSN9	12"	BSN12
MAGNETIC	Height	Catalog Number	Height	Catalog Number
	6"	BSM6	9"	BSM9
HOOK ON	Height	Catalog Number	Height	Catalog Number
	6"	LOBS6	9"	LOBS9



Wire Book Supports

Wire book support attaches to underside of shelf. Easily adjustable.

Type	Size	Catalog Number
"V"	6"h	WBS6
"V"	9"h	WBS9
"W"	7"h	WBSW7
"W"	9"h	WBSW9



Shelf Dividers

Standard, durable dividers in multiple sizes which work on many Estey shelving products.

Size	Catalog Number
7"d x 6"h	DIV07
9"d x 7 1/2"h	DIV09
12"d x 7 1/2"h	DIV12



ACCESSORIES



Steel Canopy Tops

Keeps dust off your valuable materials. Includes attaching brackets. Attaching bracket also used to secure steel end panels. Each pair consists of one left and one right bracket.

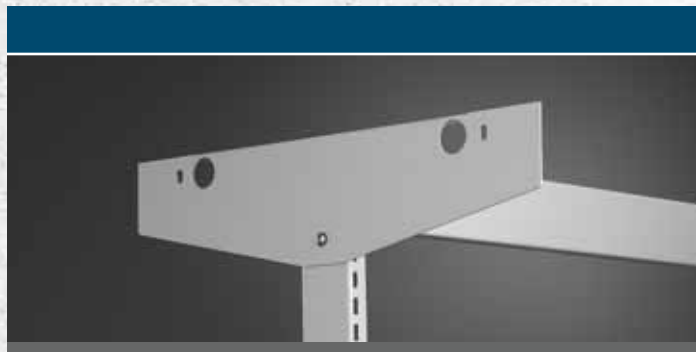
SINGLE FACE	Base Depth	Catalog Number*	Base Depth	Catalog Number*
	08"	CTS3608	12"	CTS3612
	09"	CTS3609	13"	CTS3613
	10"	CTS3610	16"	CTS3616
DOUBLE FACE	Base Depth	Catalog Number*	Base Depth	Catalog Number*
	16"	CTD3616	24"	CTD3624
	18"	CTD3618	26"	CTD3626
	20"	CTD3620	32"	CTD3632
WIDE PROFILE SINGLE FACE	Base Depth	Catalog Number*	Base Depth	Catalog Number*
	08"	CTS3608X	12"	CTS3612X
	09"	CTS3609X	13"	CTS3613X
	10"	CTS3610X	16"	CTS3616X
WIDE PROFILE DOUBLE FACE	Base Depth	Catalog Number*	Base Depth	Catalog Number*
	16"	CTD3616X	24"	CTD3624X
	18"	CTD3618X	26"	CTD3626X
	20"	CTD3620X	32"	CTD3632X
ATTACHING BRACKETS	Base Depth	One Pair	Base Depth	One Pair
	08"	CTB08S	12"	CTB12S
	09"	CTB09S	13"	CTB13S
	10"	CTB10S	16"	CTB16S



Wire Divider Canopy Tops

Keeps dust off your valuable materials. Includes attaching brackets. Attaching bracket also used to secure steel end panels. Each pair consists of one left and one right bracket.

SINGLE FACE	Base Depth	Catalog Number*	Base Depth	Catalog Number*
	08"	CTS3608	12"	CTS3612
	09"	CTS3609	13"	CTS3613
	10"	CTS3610	16"	CTS3616
			16"	CTS36dd
DOUBLE FACE	Base Depth	Catalog Number*	Base Depth	Catalog Number*
	16"	CTD3616	24"	CTD3624
	18"	CTD3618	26"	CTD3626
	20"	CTD3620	32"	CTD3632
			16"	CTD36dd



Acrylic Panel Brackets

Used to attach acrylic end panels to weld frame units.

SINGLE FACE	Base Depth	Catalog Number	Base Depth	Catalog Number
	10	GPTGS2-10LA	13	GPTGS2-13LA
	10	GPTGS2-10RA	13	GPTGS2-13RA
	11	GPTGS2-11LA	16	GPTGS2-16LA
	11	GPTGS2-11RA	16	GPTGS2-16RA
	12	GPTGS2-12LA		
	12	GPTGS2-12RA		
SINGLE FACE	Base Depth	Catalog Number	Base Depth	Catalog Number
	20	GPTGD2-10A	26	GPTGD2-13A
	22	GPTGD2-11A	32	GPTGD2-16A
	24	GPTGD2-12A		

ACCESSORIES



Canopy Brackets For Wood Tops

Used when wood or laminate canopy tops are used. For single face units, use one pair. For double face units, use two pairs. Each pair consists of one left and one right bracket and hardware. Wood top not included.

Size	One Pair	Size	One Pair	Size	One Pair
08"	CTIB08S	12"	CTIB12S	16"	CTIB16S
09"	CTIB09S	13"	CTIB13S	18"	CTIB18S
10"	CTIB10S				



Lighting

Place anywhere more light is needed for display or referencing.

Size	Catalog Number
36"w x 15"d x 4"h	ESTLIGHT36



Wall Clip

Used to attach single face units to the wall for support.

Size	Catalog Number
3"w x 2"d x 1"h	WCLIP

* For 24" or 30" wide items, change 36 in catalog number to 24 or 30 (e.g. WB2408A, WB3012A, etc.)
NOTE: All sizes are nominal. Contact local Estey dealer for actual sizes.

Versatile Good Looks



Monrovia Public Library – Monrovia, CA | Architecture by Gonzalez Goodale Architects – Pasadena, CA

Media Cart



Can be customized to carry any type of media. Basic media cart comes without shelves, allowing customer to choose shelves “a la Carte” to best suit the application. Carts come standard with one handle; for additional handle, see below.

Size	Catalog Number*
36" w x 30" h	EMC-3630A
36" w x 36" h	EMC-3636A
42" w x 36" h	EMC-4236A

Additional Handle CH

Note: Base depth of cart is 26", but will vary depending on shelving selected.

Book Truck



Book trucks are available with either sloped shelves (ESBT-4320A) or flat shelves (ESBT-4328A).

SLOPING

Size	Catalog Number
20" w x 13" d x 43" h	ESBT-4320A

FLAT

Size	Catalog Number
31" w x 17" d x 43" h	ESBT-4328A

Steel End Panels and Backs

Optional attaching brackets available for added stability. See page 30 under Steel Canopy Tops.

SINGLE FACE END PANELS

Height	Base Depth	Catalog Number	Height	Base Depth	Catalog Number
42"	8"	WSP4208A	84"	8"	WSP8408A
	9"	WSP4209A		9"	WSP8409A
	10"	WSP4210A		10"	WSP8410A
	12"	WSP4212A		12"	WSP8412A
	13"	WSP4213A		13"	WSP8413A
	16"	WSP4216A		16"	WSP8416A
66"	8"	WSP6608A	90"	8"	WSP9008A
	9"	WSP6609A		9"	WSP9009A
	10"	WSP6610A		10"	WSP9010A
	12"	WSP6612A		12"	WSP9012A
	13"	WSP6613A		13"	WSP9013A
	16"	WSP6616A		16"	WSP9016A
78"	8"	WSP7808A	93"	8"	WSP9308A
	9"	WSP7809A		9"	WSP9309A
	10"	WSP7810A		10"	WSP9310A
	12"	WSP7812A		12"	WSP9312A
	13"	WSP7813A		13"	WSP9313A
	16"	WSP7816A		16"	WSP9316A

DOUBLE FACE END PANELS

Height	Base Depth	Catalog Number	Height	Base Depth	Catalog Number
42"	16"	WDP4216A	84"	16"	WDP8416A
	18"	WDP4218A		18"	WDP8418A
	20"	WDP4220A		20"	WDP8420A
	24"	WDP4224A		24"	WDP8424A
	26"	WDP4226A		26"	WDP8426A
	32"	WDP4232A		32"	WDP8432A
66"	16"	WDP6616A	90"	16"	WDP9016A
	18"	WDP6618A		18"	WDP9018A
	20"	WDP6620A		20"	WDP9020A
	24"	WDP6624A		24"	WDP9024A
	26"	WDP6626A		26"	WDP9026A
	32"	WDP6632A		32"	WDP9032A
78"	16"	WDP7816A	93"	16"	WDP9316A
	18"	WDP7818A		18"	WDP9318A
	20"	WDP7820A		20"	WDP9320A
	24"	WDP7824A		24"	WDP9324A
	26"	WDP7826A		26"	WDP9326A
	32"	WDP7832A		32"	WDP9332A

STEEL BACKS


Size	Catalog Number*	Size	Catalog Number*
36"w x 42"h	WNB3642A	36"w x 84"h	WNB3684A
36"w x 66"h	WNB3666A	36"w x 90"h	WNB3690A
36"w x 78"h	WNB3678A		



Corner Fillers

Used to make a corner for units placed at right angles to each other. Available in all heights and depths. Specify height and depth (*hddd*) when ordering. Over 93" high contact factory.


Heights	Catalog Number
42" to 93"	SCFhdddA
Depths	
08" to 15"	




Intermediate Wall Fillers

Used to fill a void where two single faced units are joined at a right angle with a double faced unit. Available for all base shelf depths and frame heights. Specify height and depth (*hddd*) when ordering. Over 93" high contact factory.

Heights	Catalog Number
42" to 93"	DCFhdddA
Depths	
08" to 32"	



Wall Hung Columns



One-Piece Wall Hung Column Strip. Designed to accept all components or accessory items, 1 1/2" w x 1" d. Special heights available.

Width	Catalog Number
30"	PILWCH30
42"	PILWCH42
54"	PILWCH54
66"	PILWCH66
78"	PILWCH78
84"	PILWCH84
90"	PILWCH90

Welded Frame Extender



Add to existing frames for more space. Available in a variety of sizes with a 12" minimum. Also available for 2" frames.

Height	Catalog Number*
36" w x 12" h	WFEXT3612A
36" w x 18" h	WFEXT3618A
36" w x 24" h	WFEXT3624A
36" w x 30" h	WFEXT3630A

Transverse Overhead Top Tie Bracing



Channel construction top tie furnished in 8 foot lengths for use with free standing and open base bookstacks.

Width	Catalog Number
Weld Frame	OTBW9



Waco High School Library - Waco, TX