

## 2023

Dear TCS Designs Customers,

Thank you for being a part of the TCS family and we appreciate the opportunity to serve your upholstery seating and headboard needs. We would like to introduce our new 2023 supplement with some very exciting new additions.

The following are additions to our TCS line of products.

181 Heritage Arm Dining Chair	594-78SL LSF Sofa
182 Heritage Side Dining Chair	594-78SR RSF Sofa
287-SW Xanadu Swivel Chair	595-42SC Square Corner
287-31 Matching Ottoman	595-42SLC LAF Chaise
331 Lancaster Bench	595-42SRC RAF Chaise
510 Soco Lounge Chair	595-71SL LAF Sofa
510-30 Matching Ottoman	595-71SR RAF Sofa
444-34SC Square Corner	595-108SL LAF Corner Sofa
444-49SL LAF Chair 1/2	595-108SR RAF Corner Sofa
444-49SR RAF Chair 1/2	597-1 Sierra Channel Back Sofa
444-64SL LAF Loveseat	597-2 Sierra Apt Size Channel Back Sofa
444-64SR RAF Loveseat	654-26 Carver Counter Seat
444-72LL LAF Corner Loveseat	654-30 Carver Bar Seat
444-72LR RAF Corner Loveseat	811 Ridgeway Headboard
444-94SL LAF Sofa	812 Bryson Headboard
444-94SR RAF Sofa	
444-102SL LAF Corner Sofa	
444-102SR RAF Corner Sofa	

Along with the additions we have to say goodbye to old friends. Below are the dropped styles. 161,162, 561-2, 561-3, 440-1, 568-1, 568-2, 367, 373, and 375.

To update your color catalogue with your new 2023 supplement first remove page 21,123,155,177, and 239. Replace the Introduction and Index/Fabric Guide pages 1-16 and insert the 11 supplement pages according to the page number. Dash numbers as before were included to simplify the process. For instance, 2-1 will follow page 2 and 192-3 will follow 192-2 and so on. Replace page 71 showing the 278 and 280 office chairs as we have changed the style of the bases to a more modern look. The replacement page will come in the supplement.



Knowing the importance of digital access our catalogue can be emailed to you if you desire. Please send us an email to [tcs@tcsdesignsfurniture.com](mailto:tcs@tcsdesignsfurniture.com) and we will be happy to send you the digital catalogue and pricelist.

Below is a list of items to be updated in your catalogue.

Change the overall width on the 538-1 to 88 inches.

Change the overall depth on the 174 to 26 inches.

Change the overall height on the 449-1 to 35 inches.

Change the overall depth on the 254 and 255 to 38.5 inches.

Change the overall depth on the 582-1 to 38 inches and the seat depth to 23 inches.

Change the yardage needed in a plain fabric for the 641-19A from 2 yards to 2.5 yards.

Change the overall width on the 809-K headboard from 86" to 87". (Wings add 5" to width)

TCS will also have a price increase effective December 1, 2023.

Again, thank you for your support of TCS Designs and our continued growth together.

Warmest Regards,

TCS Artisans and Staff

*Introducing*  
**TCS Designs**  
*Timeless Custom Seating*

*Something New...*

*Just for You ...*

We are delighted to present the following new introductions to you ...



181



182



287-SW



331



444



510



654-26



594



595



597-1



811




812

*so pleased to meet you ... leaf thru your new Set of 2023 Portfolio Pages ...*

*enjoy* getting to know the new introductions as well as visiting the TCS styles you've come to depend on

TCS styles are truly *Timeless...*





# TCS Designs, Inc.

## DEALER COST PRICE LIST 2023

**YARDAGE GUIDE:** To prevent frustrating delays, we recommend using our \*minimum yardage requirement code or calling our customer service department when determining the amount of yardage required. For fabrics such as un-balanced plaids, fabrics with the design in the center only, or half drop repeats when the repeat is 13" or over, please call customer service to help determine the yardage. For an additional charge of \$20.00 excess C.O.M. can be returned if requested on the initial order.

### MINIMUM YARDAGE REQUIREMENT CODE\*

1. Yardage required using 54" wide plain/no-match fabric.
2. Yardage required using (a) 48" wide plain, or (b) 7" and under repeat on 54" fabric.
3. Yardage required using (a) 54" wide fabric with a 8-13" vertical repeat, or (b) 48" with a repeat under 7".
4. Yardage required using 54" wide fabric with a 14-25" vertical repeat.
5. Yardage required using (a) 54" wide fabric with a repeat 26" or over vertical, or (b) 48" wide fabric with a repeat 7-13".

**INSTRUCTIONS:** It is important that C.O.M. fabrics & trims be correctly identified with the NAME OF YOUR COMPANY as listed with TCS. Please provide special instructions concerning the fabric face and the direction to be cut/run, the handling of special patterns, and the application of trims on your initial order. CAUTION do not roll multiple fabrics or fabrics and trims together.

### BIAS & CONTRAST WELT, FRINGE, or CORDING on FRAMES, CUSHIONS, BACKS, and PILLOWS:

Applied at No Charge.

ADD TAPE /BAND TRIM to SKIRT BOTTOM = \$75.00. FABRICATE FABRIC BAND and APPLY to SKIRT BOTTOM = \$150.00.

CHANGE CUSHIONS FROM SPRING DOWN to HYPOALLERGENIC (non down) per:

SOFA	\$100.00	LOVESEAT	\$80.00	CHAISE	\$70.00
CHAIR and HALF	\$60.00	CHAIR	\$50.00	OTTOMAN	\$40.00

CHANGE NUMBER of SEAT or BACK CUSHIONS: \$100.00 per item.

CHANGE DIMENSIONS contact TCS office for a quote.

EXTRA ACCENT PILLOWS (feather and down fill): 14x14 = \$35.00, 18x18 = \$40.00, 24x24 = \$45.00.

CHANGE FINISH: All frames are available in any TCS finish at no upcharge.

ADD SKIRT: \$75.00 per item for SINGLE PLEAT, SHIRRED, or DEMI. \$150.00 per item for WATERFALL or MULTI-BOXED.

CHANGE SKIRT: \$50.00 per item to SINGLE, SHIRRED or DOUBLE PLEAT. \$75.00 per item to WATERFALL or MULTI-BOXED.

ADD or CHANGE per QUOTE only: ADD SWIVEL = \$100.00 to \$200.00, ADD CASTERS = \$40.00, ADD FEET = \$80.00,  
CHANGE FEET = \$40.00, CHANGE LEGS = \$100.00, C.O.M. to IN-HOUSE MUSLIN = \$5.00 per yard.

ADD NAIL TRIM: SOFA \$125.00, LOVESEAT \$90.00, CHAISE \$80.00, CHAIR \$65.00, OTTOMAN \$50.00.

ADD CARTON: SOFA \$50.00, LOVESEAT \$40.00, CHAISE \$40.00, CHAIR \$40.00, OTTOMAN \$20.00.

C.O.L. (Customer's Own Leather) ADD a 15% Handling charge to item C.O.M. COST.

50% Deposit required when using TCS Leather or TCS Muslin.

Most items are available in LEATHER (see PRICE LIST). LEATHER SWATCH SETS are available for \$50.00. WOOD FINISH SETS are \$25.00.

HEADBOARDS: Add Nail Trim King, Queen, Full, Twin \$125.00  
Add Foot and Side Rails King, Queen, Full, Twin \$450.00 - And add 4 yards of fabric for rails.  
Add Foot and Side Rails in TCS leather \$810.00  
Add Foot and Side Rails Built to the Floor King, Queen, Full, Twin \$550.00 - Add 5 yards fabric for rails.  
Add Foot and Side Rails Built to the Floor in TCS Leather \$1000.00  
If you are using a mechanical bed please call the TCS office.  
Available in Tapered or Turned Leg, Please Specify.

# TCS DESIGNS

## 2023 DEALER COST PRICE LIST

*\*All Items Standard with Premium Seating (except tufted or tight seat items).*

ITEM NO.	PG NO.	DESCRIPTION	DEALER COST		*MINIMUM YARDS REQUIRED REFER TO CODE				
			COM	LEATHER	5	4	3	2	1
100	1	Scroll Back Side Chair	341	611	4.0	3.5	3.5	3.5	3.0
102	1	Arch Back Side Chair	341	611	4.0	3.5	3.5	3.5	3.0
108	1	Camel Back Side Chair	341	611	4.0	3.5	3.5	3.5	3.0
110	37	Swivel Tub Chair	761	1256	7.5	7.0	6.5	6.0	5.5
111-30	249	Shaker Leg Ottoman	368	503	2.5	2.0	2.0	2.0	1.5
113	257	Hourglass Stool	368	548	4.0	3.0	3.0	2.5	2.0
116-30	251	Shaker Leg Cushion Top Ottoman	368	638	4.0	3.5	3.5	3.5	3.0
125	37	Swivel Tub Chair	761	1391	8.5	8.5	8.5	8.0	7.0
127	89	Turned Leg Slipper	761	1256	7.5	7.0	6.5	6.0	5.5
127-30	90	Turned Leg Ottoman	499	679	3.0	2.5	2.5	2.0	2.0
130	15	Host Dining Chair - Arm	520	970	6.0	5.5	5.5	5.5	5.0
131	15	Armless Host Dining Chair - Side	499	769	5.0	4.0	4.0	3.5	3.0
136	13	Thomas Host/Occasional Chair	520	925	5.5	5.0	5.0	5.0	4.5
141	5	Pompeii Dining Chair	551	821	4.5	4.0	3.5	3.5	3.0
142	3	Fred Host/Side Chair	499	904	6.0	5.5	5.5	5.0	4.5
143	3	Ginger Skirted Host/Side Chair	520	-	8.0	7.5	7.0	6.5	6.0
144	5	Demi-Lune Dining Chair	520	880	5.5	5.0	4.5	4.5	4.0
150	11	Chateau Host Chair	551	956	6.0	5.5	5.5	5.0	4.5
151	11	Chateau Host Side Chair	551	956	6.0	5.5	5.5	5.0	4.5
152	13	Imperial Dining Chair	551	866	4.5	4.5	4.0	3.5	3.5
154	51	Knowles Wing Back	814	1534	10.5	10.0	9.5	9.0	8.0
155	47	Rachel Wing Chair	761	1391	9.0	8.5	8.0	7.5	7.0
159	41	Dillon Swivel Tub Chair	814	1354	8.0	7.5	7.0	6.5	6.0
160	45	Yates Tub Chair	735	1275	8.0	7.5	7.0	6.5	6.0
163	19	Plymouth Side Chair	551	731	4.0	3.0	2.5	2.0	2.0
164	19	Plymouth Arm Chair	604	784	4.0	3.0	2.5	2.0	2.0
165	47	Oliver Wing Chair	761	1301	8.0	7.5	7.0	6.5	6.0
165-30	48	Oliver Ottoman	473	698	3.5	3.0	3.0	3.0	2.5
166	91	Sophie Slipper Chair	730	-	12.5	12.0	11.0	10.0	9.0
166-30	92	Sophie Ottoman	473	-	4.5	4.0	4.0	4.0	3.5
167	7	Mason Dining Chair	420	645	3.5	3.0	3.0	3.0	2.5
168	9	Alexander Dining Chair	499	769	4.0	3.5	3.5	3.5	3.0
169	7	Bella Dining Chair	520	700	2.5	2.5	2.5	2.5	2.0
170	23	Aspen Dining Chair	595	955	6.0	5.5	5.0	4.5	4.0
171	23	Vista Dining Chair	538	898	6.0	5.5	5.0	4.5	4.0
172	8-3	Brax Dining Chair	520	790	4.5	4.0	3.5	3.5	3.0
173	24-1	Cabo Dining Chair	549	909	5.5	5.0	4.5	4.5	4.0
174	8-3	Austin Dining Chair	446	716	4.5	4.0	3.5	3.5	3.0
175	16-3	Kona Dining Arm Chair	525	705	3.5	3.0	2.5	2.5	2.0
176	16-3	Kona Dining Side Chair	473	653	3.5	3.0	2.5	2.5	2.0
177	8-1	Charleston Dining Arm Chair	578	848	4.5	4.0	3.5	3.5	3.0
178	8-1	Charleston Dining Side Chair	504	729	4.0	3.5	3.0	3.0	2.5
179	9	Vail Dining Chair	525	795	4.0	4.0	3.5	3.5	3.0
180	41	Flagler Swivel Chair	945	1575	9.0	8.5	8.0	7.5	7.0
181	2-1	Heritage Dining Arm Chair	575	665	1.5	1.5	1.5	1.0	1.0
182	2-1	Heritage Dining Side Chair	525	615	1.5	1.5	1.5	1.0	1.0
225	83	Tight Back Charles of London Club	840	1605	10.5	10.0	9.5	9.0	8.5
225-30	84	Plantation Leg Ottoman	499	769	4.0	3.5	3.5	3.5	3.0
233	101	Small Roll Arm Ladies Chair	735	-	10.5	10.0	9.5	8.5	8.0

*\*Leather prices do not include accent pillows in leather*

# 2023

*\*All Items Standard with Premium Seating (except tufted or tight seat items).*

ITEM NO.	PG NO.	DESCRIPTION	DEALER COST		*MINIMUM YARDS REQUIRED REFER TO CODE				
			COM	LEATHER	5	4	3	2	1
241	111	Madison Swivel Club	872	-	11.5	11.0	10.5	10.0	9.0
241-30	112	Matching Ottoman	525	-	5.0	4.5	4.5	4.5	4.0
243	13	William & Mary Host Occasional	735	1275	7.5	7.0	6.5	6.5	6.0
244	95	Oxford Game Chair	525	885	5.5	5.0	4.5	4.5	4.0
246	45	Westbury Tub	788	1418	8.5	8.0	7.5	7.5	7.0
246-30	46	Westbury Ottoman	525	795	4.0	3.5	3.5	3.5	3.0
248	53	Catskill Wing	893	1478	8.5	8.0	7.5	7.0	6.5
249	87	Pinehurst Swivel Lounge	893	1793	12.0	11.5	11.0	10.5	10.0
249-30	88	Pinehurst Ottoman	525	795	4.5	4.0	4.0	3.5	3.0
251	89	Charleston Swivel Glider	893	-	12.0	11.5	11.0	10.5	9.5
254	81	'Ava' Lounge	893	-	10.0	9.5	9.0	8.5	8.0
254-30	82	'Ava' Matching Ottoman	525	-	5.0	4.5	4.5	4.5	4.0
255	81	'Sinatra' Lounge	840	1515	9.5	9.0	8.5	8.0	7.5
255-30	82	'Sinatra' Matching Ottoman	525	795	4.0	3.5	3.5	3.5	3.0
257	107	Summit Club	893	-	10.5	10.0	9.5	9.0	8.5
257-30	108	Summit Ottoman	525	-	5.5	5.0	4.5	4.0	3.5
262	79	Vintage Lounge	893	1568	9.5	9.0	8.5	8.0	7.5
265	69	High Country Lounge Chair	893	1613	10.0	9.5	9.0	8.5	8.0
269	83	Claire Club Chair	840	1560	11.5	11.0	10.5	9.5	8.0
269-30	84	Claire Ottoman	525	795	4.5	4.0	3.5	3.5	3.0
274	43	Jazz Swivel Tub Chair	788	1328	8.0	7.5	7.0	6.5	6.0
275	87	Carson Swivel Lounge Chair	971	1781	12.0	11.0	10.5	10.0	9.0
275-30	88	Carson Ottoman	525	795	4.0	3.5	3.5	3.0	3.0
277	73	Hudson Lounge Chair	814	1624	12.0	11.0	10.5	9.5	9.0
277-30	74	Hudson Ottoman	525	750	3.5	3.0	3.0	3.0	2.5
278	71	Morgan Office Chair	735	1095	5.5	5.0	4.5	4.5	4.0
280	71	Albany Office Chair	735	1095	5.5	5.0	4.5	4.5	4.0
281	73	Sister' Lounge Chair	835	1375	8.0	7.5	7.0	6.5	6.0
281-30	74	Sister' Ottoman	525	750	3.5	3.0	3.0	3.0	2.5
282	59	Tate Lounge Chair	735	1185	6.5	6.5	6.0	5.5	5.0
283	51	Midtown Wing Chair	893	1523	9.0	8.5	8.0	7.5	7.0
283-30	52	Midtown Ottoman	551	821	4.0	3.5	3.5	3.0	3.0
285	85	Belmont Lounge Chair	788	1508	8.5	8.5	8.5	8.0	8.0
285-30	86	Matching Ottoman	525	795	4.0	4.0	3.5	3.5	3.0
286	103	Ashburn Small Swivel Chair	788	1418	8.0	7.5	7.5	7.5	7.0
286-30	104	Matching ottoman	525	795	4.0	4.0	3.5	3.5	3.0
287	49	Xanadu Winged Lounge Chair	924	1734	10.5	10.0	9.5	9.5	9.0
287-30	50	Matching ottoman	525	795	4.0	4.0	3.5	3.5	3.0
287-SW	50-1	Xanadu Winged Swivel Chair	955	1810	11.0	10.5	10.0	10.0	9.5
287-31	50-2	Xanadu Swivel Matching Ottoman	525	795	4.0	4.0	3.5	3.5	3.0
289	39	Addison Chair	851	1571	9.0	9.0	8.5	8.5	8.0
289-30	40	Matching Ottoman	578	938	5.0	4.5	4.5	4.0	4.0
290	35	Naples Swivel Tub Chair	840	1380	7.0	7.0	6.5	6.5	6.0
290-30	36	Matching Ottoman	525	795	4.0	4.0	3.5	3.5	3.0
291	97	Camden Skirted Chair	840	-	8.0	8.0	7.5	7.5	7.0
291-30	98	Matching Ottoman	578	-	5.0	4.5	4.5	4.5	4.0
292	35	Arden Swivel Tub Chair	840	1380	7.5	7.0	7.0	6.5	6.0
301	233	Charles of London Chaise	945	-	18.0	17.0	16.0	15.0	14.0
302	221	Preston Settee	762	1392	8.5	8.0	7.5	7.5	7.0

*\*Leather prices do not include accent pillows in leather*

# 2023

*\*All Items Standard with Premium Seating (except tufted or tight seat items).*

ITEM NO.	PG NO.	DESCRIPTION	DEALER COST		*MINIMUM YARDS REQUIRED REFER TO CODE				
			COM	LEATHER	5	4	3	2	1
307	257	Megan Ottoman	683	1178	6.5	6.5	6.5	6.0	5.5
308	245	Round Tufted Table Ottoman	578	893	4.5	4.0	4.0	4.0	3.5
311	245	Round Skirted Table Ottoman	604	-	5.0	5.0	5.0	5.0	5.0
312	249	Chippendale Bench	473	608	2.0	2.0	2.0	2.0	1.5
313	249	Traditional Bench	473	698	4.0	3.5	3.0	3.0	2.5
319	249	Square Skirted Stool	263	-	3.0	2.5	2.5	2.5	2.0
322	249	Skirted Bench	473	-	4.5	4.5	4.5	4.5	4.0
329-2	227	Turned Leg Settee	945	2025	16.0	15.0	14.0	13.0	12.0
329-3	228	Turned Leg Settee	919	1909	15.0	14.0	13.0	12.0	11.0
330-5	97	Lilly Chair	824	-	9.5	9.0	8.5	8.0	7.5
331	247	Lancaster Bench	575	890	4.5	4.5	4.0	4.0	3.5
350	249	Cube Stool	263	443	2.5	2.5	2.5	2.5	2.0
351	255	Square Table Ottoman	578	848	4.0	4.0	3.5	3.0	3.0
355	225	Carlton Day Bed	1061	2321	16.0	15.5	15.0	14.5	14.0
359	251	Button Top Stool	263	443	3.0	2.5	2.5	2.5	2.0
361	247	Round Hassock	604	1054	5.5	5.0	5.0	5.0	5.0
362	255	Tufted Top Ottoman w/Border	604	1054	5.0	5.0	5.0	5.0	5.0
380	225	Tucker Tufted Daybed-Bench	1024	1654	9.0	8.5	8.0	7.5	7.0
381	229	Slope Arm Banquette	788	1328	8.0	7.5	7.0	6.5	6.0
384	233	Lenox Long Chair	998	2078	16.0	15.0	14.0	13.0	12.0
385	135	Lulu Settee	1313	2303	14.5	13.5	12.5	11.5	11.0
386	237	Plymouth Bench	525	795	4.0	3.5	3.5	3.0	3.0
387	237	Plymouth Stool	394	574	3.0	2.5	2.5	2.5	2.0
388	235	Slim Bench	499	859	5.5	5.0	4.5	4.0	4.0
389	101	Worth Vanity Seat	578	-	5.5	5.0	4.5	4.0	4.0
390	223	Keynote Daybed	945	1800	10.5	10.5	10.0	10.0	9.5
391	223	Elms Daybed	998	1898	12.0	11.0	11.0	10.5	10.0
393	221	Channel Back Banquette	945	1665	9.0	9.0	8.5	8.5	8.0
394-SR	199	Highland Right Facing Angle Banquette	1226	2486	16.0	15.5	15.0	14.5	14.0
394-SL	199	Highland Left Facing Angle Banquette	945	2025	14.0	13.5	13.0	12.5	12.0
395	241	Gables 42" Square Cocktail Ottoman	735	915	2.5	2.5	2.0	2.0	2.0
396	241	Gables Cocktail Ottoman 42 x 26	683	863	2.5	2.5	2.0	2.0	2.0
397-24	248	The Landing 24" Bench	347	572	3.5	3.5	3.0	3.0	2.5
397-36	247	The Landing 36" Bench	434	749	4.5	4.5	4.0	4.0	3.5
397-48	248	The Landing 48" Bench	491	806	4.5	4.5	4.0	4.0	3.5
398	229	Arbor Bench	525	885	5.0	5.0	4.5	4.5	4.0
399	235	Bailey Settee	656	1196	7.5	7.0	6.5	6.5	6.0
404-1	157	Sofa - English Arm	1890	-	24	23	21	20	19
404-2	158	Apt. Sofa	1785	-	23	22	20	19	18
404-5	113	Club Chair	872	-	11	10.5	10.5	10	9.5
404-10	158	Queen Sleeper	2258	-	24	23	21	20	19
404-11	158	Full Sleeper	2210	-	22	20	19	18	17
404-12	114	Twin Sleeper	2147	-	18	17	16	15	14
404-30	114	Ottoman	525	-	5	4.5	4.5	4.5	4
405-1	149	Sofa - Classic Charles of London	1890	-	25	23	22	20	19
405-5	113	Chair	872	-	12	11.5	11	10.5	9.5
405-10	150	Queen Sleeper	2258	-	24	23	22	20	19
405-11	150	Full Sleeper	2210	-	22	20	19	18	17
405-30	114	Matching Ottoman	525	-	5	4.5	4.5	4.5	4

*\*Leather prices do not include accent pillows in leather*

# 2023

*\*All Items Standard with Premium Seating (except tufted or tight seat items).*

ITEM NO.	PG NO.	DESCRIPTION	DEALER COST		*MINIMUM YARDS REQUIRED REFER TO CODE				
			COM	LEATHER	5	4	3	2	1
424-1	171	Sofa "T" Cushion/Sock Arm	1890	-	24	23	21	20	19
424-2	172	Apartment Sofa	1785	-	23	22	20	19	18
424-10	172	Queen Sleeper	2258	-	24	23	21	20	19
424-11	172	Full Sleeper	2210	-	22	20	19	18	17
424-12	172	Twin Sleeper	2147	-	18	17	16	15	14
436-1	139	Melrose Sofa	1890	-	24	23	21	20	19
441-1	137	Chatsworth Sofa	1937	3467	21	20	19	18	17
442-1	167	Harrison Sofa	1916	3446	21	20	19	18	17
442-5	105	Harrison Lounge	893	1703	11	10.5	10	9.5	9
442-30	106	Harrison Ottoman	525	795	4.5	4	3.5	3.5	3
443-1	127	Bee's Knees Sofa	1890	3420	22	21	19.5	18	17
444-2	179	Zeppo Sofa	1806	3156	18	18	17	16	15
444-49SL	198-2	LAF Chair 1/2	1100	1955	13.5	12.5	11.5	10.5	9.5
444-49SR	198-1	RAF Chair 1/2	1100	1955	13.5	12.5	11.5	10.5	9.5
444-64SL	198-2	LAF Loveseat	1300	2560	18	17	16	15	14
444-64SR	198-2	RAF Loveseat	1300	2560	18	17	16	15	14
444-72LL	198-1	LAF Corner Loveseat	1450	2845	19.5	18.5	17.5	16.5	15.5
444-72LR	198-2	RAF Corner Loveseat	1450	2845	19.5	18.5	17.5	16.5	15.5
444-94SR	198-2	RAF Sofa	1550	3170	22	21	20	19	18
444-94SL	198-2	LAF Sofa	1550	3170	22	21	20	19	18
444-34SC	198-2	Square Corner	975	1830	11.5	11	10.5	10	9.5
444-102SL	198-2	LAF Corner Sofa	1825	3625	24	23	22	21	20
444-102SR	198-2	RAF Corner Sofa	1825	3625	24	23	22	21	20
445-1	143	Draper Sofa	2625	3975	20.5	19.5	18	16.5	15
446-1	119	Murphy Sofa	1890	3555	21	20	19.5	19	18.5
447-1	117	Savannah Sofa	1785	3225	20	19	18	17	16
448-1	159	Key Largo Sofa	1890	3510	22	21	20	19	18
449-1	165	Bonita Sofa	1890	-	23	22	21	20	19
450-1	125	Jasmine Open Back Sofa	1890	3420	21	20	19	18	17
500	57	Reading Chair	824	1454	9.5	9	8.5	8	7
500-30	58	Reading Ottoman	525	795	4	3.5	3.5	3.5	3
510	62-1	Soco Lounge Chair	850	1570	11	10	9.5	8.5	8
510-30	62-2	Soco Ottoman	500	770	4	4	3.5	3	3
517-1	183	Sofa Extra Deep Track Arm	1890	3600	23	22	21	20	19
517-2	184	Apt. Sofa	1785	3315	21	20	19	18	17
517-5	109	Chair Extra Deep Track Arm	893	1748	13	12	11	10	9.5
517-30	110	Ottoman	525	795	4.5	4	4	4	3
521-1	169	Sofa Waterfall Charles of London	1916	-	24	23	22	21	20
521-5	111	Chair Waterfall Charles of London	893	-	12	11.5	11	10.5	10
521-30	112	Ottoman	525	-	6	5.5	5	4.5	4
522-1	153	Sofa Roll Arm Turned Leg	1890	3420	21	20	19	18	17
528	57	Gentleman's Club	893	1658	10.5	10	9.5	9	8.5
528-30	58	Ottoman	525	795	4.5	4	3.5	3.5	3
530-1	145	Sofa Euro Track Arm	1890	3420	21	20	19	18	17
535-1	133	Sofa English Saddle Arm	1890	3420	20	19	18.5	18	17
535-2	134	Apt. Sofa	1785	3225	19	18	17.5	17	16
535-5	115	English Saddle Arm Chair	893	1658	10.5	10	9.5	9	8.5
535-30	116	Ottoman	525	795	4.5	4	3.5	3.5	3
538-1	151	Sofa Extra Depth Charles of London	1995	-	28	26	25	24	22.5

*\*Leather prices do not include accent pillows in leather*

## 2023

*\*All Items Standard with Premium Seating (except tufted or tight seat items).*

ITEM NO.	PG NO.	DESCRIPTION	DEALER COST		*MINIMUM YARDS REQUIRED REFER TO CODE				
			COM	LEATHER	5	4	3	2	1
538-2	152	Apt. Sofa	1932	-	25	23	22	21	19.5
542-5	85	Tight Back Waterfall Lounge	893	-	10.5	10	9.5	9.5	9
542-30	86	Matching Ottoman	525	-	5	4.5	4.5	4.5	4
546-5	55	High Back Lounge Chair	919	1639	10	9.5	9	8.5	8
546-30	56	Ottoman	525	795	4	3.5	3.5	3.5	3
548-5	69	Continental Club	866	1586	10	9.5	9	8.5	8
548-30	70	Continental Ottoman	525	795	4.5	4	3.5	3.5	3
551-5	55	Lancaster Lolling Chair	866	1586	9.5	9	8.5	8.5	8
551-30	56	Lancaster Lolling Ottoman	525	885	5	4.5	4.5	4.5	4
553-1	175	Hampton Sofa	1822	-	23	22	21	20	19
553-5	115	Hampton Lounge	950	-	11	10.5	10	9.5	9
553-30	116	Hampton Ottoman	525	-	5	4.5	4.5	4.5	4
554-1	161	London Sofa	1890	3600	23	22	21	20	19
554-3	162	London Loveseat	1785	3135	19	18	17	16	15
554-5	75	London Club	893	1748	12	11.5	10.5	10	9.5
554-30	76	London Ottoman	525	795	4.5	4	3.5	3.5	3
560-2	181	Kew Crescent Sofa with Skirt	1890	-	19.5	19	18.5	17.5	16.5
560-3	182	Loveseat	1785	-	17	16.5	15.5	15	14
569-72SC	202	Quarter Turn	1607	2957	17.5	17	16.5	16	15
569-30SRC	202	RAF Chaise	1607	2597	14	13	12.5	12	11
569-30SLC	202	LAF Chaise	1607	2597	14	13	12.5	12	11
569-36SC	201	Square Corner	1040	1985	12.5	12	11.5	11	10.5
569-102SR	202	RAF Corner Sofa	1890	3780	25	24	23	22	21
569-102SL	202	LAF Corner Sofa	1890	3780	25	24	23	22	21
569-30S	202	Armless Chair	840	1560	10	9.5	9	8.5	8
569-34SR	202	RAF Chair	919	1729	13	12	11	10	9
569-34SL	202	LAF Chair	919	1729	13	12	11	10	9
569-60S	202	Armless Loveseat	1097	2267	16	15	14	13.5	13
569-64SR	201	RAF Loveseat	1213	2563	18	17	16	15.5	15
569-64SL	202	LAF Loveseat	1213	2563	18	17	16	15.5	15
569-94SR	202	RAF Sofa	1601	3311	23	22	21	20	19
569-94SL	201	LAF Sofa	1601	3311	23	22	21	20	19
569-75SRS	202	RAF Queen Sleeper	1848	3378	21	20	19	18	17
569-75SLS	202	LAF Queen Sleeper	1848	3378	21	20	19	18	17
569-75SS	202	Armless Queen Sleeper	1838	3278	20	19	18	17	16
569-10	202	Two Arm Queen Sleeper	1964	3584	22	21	20	19	18
569-31	202	Ottoman	525	885	5.5	5	4.5	4.5	4
571-1	131	Tuxedo Park Sofa	1890	3510	22	21	20	19	18
571-2	132	Tuxedo Park Apt. Sofa	1785	3315	21	20	19	18	17
573-1	175	Baldwin Sofa	1890	-	23	22	21	20	19
573-2	176	Baldwin Apt. Sofa	1785	-	21.5	20.5	19.5	18.5	17.5
573-5	103	Baldwin Lounge	866	-	11	10.5	10	9.5	9
573-30	104	Baldwin Ottoman	525	-	5.5	5	4.5	4	3.5
574-1	163	Lodge Sofa	1995	3705	23	22	21	20	19
577-1	173	Parker Sofa	1890	3330	18	17.5	17	16.5	16
577-2	174	Parker Apt. Sofa	1785	3135	17	16.5	16	15.5	15
577-5	105	Parker Lounge	866	1586	10	9.5	9	8.5	8
577-30	106	Parker Ottoman	525	795	4	4	3.5	3.5	3
582-1	185	Soho Sofa	1890	3510	22	21	20	19	18

*\*Leather prices do not include accent pillows in leather*



## 2023

*\*All Items Standard with Premium Seating (except tufted or tight seat items).*

ITEM NO.	PG NO.	DESCRIPTION	DEALER COST		*MINIMUM YARDS REQUIRED REFER TO CODE				
			COM	LEATHER	5	4	3	2	1
584-2	121	Colefax Sofa	1890	3420	22	21	19.5	18	17
585-1	147	Tribeca Sofa	1890	3510	23	22	20.5	19	18
585-39SC	198	Square Corner	945	1800	11.5	11	10.5	10	9.5
585-42SLC	197	LAF Chaise	1575	3195	22	21	20	19	18
585-42SRC	198	RAF Chaise	1575	3195	22	21	20	19	18
585-61SL	198	LAF Loveseat	1575	2790	16.5	15.5	15	14	13.5
585-61SR	198	RAF Loveseat	1575	2790	16.5	15.5	15	14	13.5
585-102SL	198	LAF Corner Sofa	1995	3795	24	23	22	21	20
585-102SR	198	RAF Corner Sofa	1995	3795	24	23	22	21	20
585-88SL	198	LAF Sofa	1890	3510	22	21	20	19	18
585-88SR	197	RAF Sofa	1890	3510	22	21	20	19	18
586-1	141	Ritzly Chesterfield	2153	3863	25	23.5	22	20.5	19
587-1	129	Albert Chesterfield	2510	4310	26	24.5	23	21.5	20
589-1	194	Cameron Sofa	1890	3780	25	24	23	22	21
589-42SLC	194	LAF Chaise	1575	2925	18.5	17.5	17	16	15
589-42SRC	193	RAF Chaise	1575	2925	18.5	17.5	17	16	15
589-66SL	194	LAF Loveseat	1575	3015	19	18.5	17.5	17	16
589-66SR	194	RAF Loveseat	1575	3015	19	18.5	17.5	17	16
589-104SL	194	LAF Corner Sofa	2100	4080	25.5	24.5	24	23	22
589-104SR	194	RAF Corner Sofa	2100	4080	25.5	24.5	24	23	22
589-78SL	193	LAF Sofa	1785	3585	23	22	21.5	20.5	20
589-78SR	194	RAF Sofa	1785	3585	23	22	21.5	20.5	20
590-72SL	191	72" LSF Corner Sofa	1890	3240	18.5	17.5	16.5	15.5	15
590-72SR	192	72" RSF Corner Sofa	1890	3240	18.5	17.5	16.5	15.5	15
590-36SL	192	LSF Bumper	1628	2888	18	17	16	15	14
590-36SR	191	RSF Bumper	1628	2888	18	17	16	15	14
590-36S	192	Armless Chair	840	1605	12.5	11.5	10.5	9.5	8.5
591-1	187	Keystone Sofa	2100	3630	21	20	18.5	18	17
591-10	188	Queen Sleeper (Two Arm)	2415	3945	21	20	18.5	18	17
591-37SC	190	Square Corner	1050	1905	11.5	11	10.5	10	9.5
591-64SL	190	LAF Loveseat	1386	2601	16.5	15.5	15	14	13.5
591-64SR	190	RAF Loveseat	1386	2601	16.5	15.5	15	14	13.5
591-84SL	189	LAF Sofa	1680	3030	18	17	16.5	16	15
591-84SR	190	RAF Sofa	1680	3030	18	17	16.5	16	15
591-LSFCB	190	LSF Corner Bumper	1890	3420	20	19	18.5	18	17
591-RSFCB	189	RSF Corner Bumper	1890	3420	20	19	18.5	18	17
592-30	196	Ottoman	525	795	4.5	4.5	4	3.5	3
592-32S	196	Armless Chair	1024	1789	10	9.5	9	9	8.5
592-36SLC	196	LAF Chaise	1575	2475	13	12	11.5	11	10
592-36SRC	196	RAF Chaise	1575	2475	13	12	11.5	11	10
592-102SL	196	LAF Corner Sofa	1890	3690	24	23	22	21	20
592-102SR	195	RAF Corner Sofa	1890	3690	24	23	22	21	20
592-60S	196	Armless Loveseat	1680	2760	14	13.5	13	12.5	12
592-64SL	196	LAF Loveseat	1260	2520	17	16	15	14.5	14
592-64SR	196	RAF Loveseat	1260	2520	17	16	15	14.5	14
592-94SL	196	LAF Sofa	1680	3300	22	21	20	19	18
592-94SR	196	RAF Sofa	1680	3300	22	21	20	19	18
592-34SL	195	LAF Chair	945	1755	12	11	10	9.5	9
592-34SR	196	RAF Chair	945	1755	12	11	10	9.5	9

*\*Leather prices do not include accent pillows in leather*

# 2023

*\*All Items Standard with Premium Seating (except tufted or tight seat items).*

ITEM NO.	PG NO.	DESCRIPTION	DEALER COST		*MINIMUM YARDS REQUIRED REFER TO CODE				
			COM	LEATHER	5	4	3	2	1
592-36SC	196	Square Corner	945	1800	11.5	11	10.5	10	9.5
593-1	188-1	Townsend Sofa	1890	3420	19	18.5	18	17.5	17
593-5	107	Townsend Chair	840	1470	8.5	8	7.5	7.5	7
594-78SL	192-3	LSF Sofa	2600	3770	17	16	15	14	13
594-78SR	192-3	RSF Sofa	2600	3770	17	16	15	14	13
595-71SL	192-1	LAF Sofa	1850	3110	17	16	15.5	14.5	14
595-71SR	192-2	RAF Sofa	1850	3110	17	16	15.5	14.5	14
595-42SC	192-2	Square Corner	1000	1810	11	10.5	10	9.5	9
595-108SR	192-1	RAF Corner Sofa	2100	3810	23	22	21	20	19
595-108SL	192-2	LAF Corner Sofa	2100	3810	23	22	21	20	19
595-42SLC	192-2	LAF Chaise	1600	3175	19.5	19	18.5	18	17.5
595-42SRC	192-2	RAF Chaise	1600	3175	19.5	19	18.5	18	17.5
597-1	120-1	Highlander Channel Back Sofa	2600	4040	20	19	18	17	16
597-2	120-2	Highlander Channel Back Apt Sofa	2500	3940	20	19	18	17	16
627-26	30	Round Swivel Counter Stool	525	615	1	1	1	1	1
627-30	29	Round Swivel Bar Stool	525	615	1	1	1	1	1
629-26	28	Camel Back Counter Seat	525	750	3.5	3	3	3	2.5
629-30	27	Camel Back Bar Seat	525	750	3.5	3	3	3	2.5
631	61	French Salon Chair	788	1238	7	6.5	6	5.5	5
632-30	31	Sweep Arm Bar Seat	473	743	4	4	3.5	3.5	3
632-26	32	Sweep Arm Counter Seat	473	743	4	4	3.5	3.5	3
633-30	29	Saddle-Seat Bar Stool	420	510	1.5	1.5	1	1	1
633-26	30	Saddle-Seat Counter Stool	420	510	1.5	1.5	1	1	1
634-26	34	Martini Counter Seat	525	795	4	4	3.5	3.5	3
634-30	33	Martini Bar Seat	525	795	4	4	3.5	3.5	3
636	67	Yankee Spool Chair	840	1380	8	7.5	7	6.5	6
636-30	68	Yankee Spool Ottoman	525	750	3	3	3	2.5	2.5
638	53	Barley Twist Wing	893	1523	9.5	9	8.5	8	7
641-19	16-1	Peek A Boo Dining Side Chair	525	705	2.5	2.5	2.5	2.5	2
641-19A	16-1	Peek A Boo Dining Arm Chair	541	766	3	2.5	2.5	2.5	2.5
641-26	34	Peek A Boo Counter Seat	541	721	3	2.5	2.5	2	2
641-30	33	Peek A Boo Bar Seat	541	721	3	2.5	2.5	2	2
642-26	30	Flat Seat Counter Stool	436	526	2	1.5	1.5	1.5	1
642-30	29	Flat Seat Bar Stool	436	526	2	1.5	1.5	1.5	1
643	17	Palm Beach Side Chair	604	784	3	2.5	2.5	2	2
644	17	Palm Beach Host Chair	630	810	3	2.5	2.5	2	2
645-26	31	Plymouth Counter Seat	578	758	3	2.5	2.5	2	2
646	59	Wren Hall Seat	840	930	1.5	1.5	1.5	1	1
647	63	Brighton Trellis Lounge	840	1110	4	3.5	3.5	3	3
648-26	25	Brandy Swivel Counter Seat	520	700	2.5	2.5	2.5	2.5	2
648-30	26	Brandy Swivel Bar Seat	520	700	2.5	2.5	2.5	2.5	2
649-26	27	Monty Counter Seat	462	642	3	2.5	2.5	2.5	2
649-30	28	Monty Bar Seat	462	642	3	2.5	2.5	2.5	2
650-26	25	Margarita Swivel Counter Seat	462	642	2.5	2.5	2.5	2.5	2
650-30	26	Margarita Swivel Bar Seat	462	642	2.5	2.5	2.5	2.5	2
651-26	26-2	Broadmoor Counter Seat	473	698	3.5	3	3	3	2.5
651-30	26-1	Broadmoor Bar Seat	473	698	3.5	3	3	3	2.5
652-26	26-2	Baxter Counter Seat	473	743	3.5	3	3	3	3
652-30	26-1	Baxter Bar Seat	473	743	3.5	3	3	3	3

*\*Leather prices do not include accent pillows in leather*

# 2023

*\*All Items Standard with Premium Seating (except tufted or tight seat items).*

ITEM NO.	PG NO.	DESCRIPTION	DEALER COST		*MINIMUM YARDS REQUIRED REFER TO CODE				
			COM	LEATHER	5	4	3	2	1
653-26	28-2	Dylan Counter Seat	630	810	3	2.5	2.5	2.5	2
653-30	28-1	Dylan Bar Seat	630	810	3	2.5	2.5	2.5	2
654-26	30-1	Carver Counter Chair	645	735	1.5	1.5	1.5	1	1
654-30	30-2	Carver Bar Chair	645	735	1.5	1.5	1.5	1	1
660	65	Melbourne Lounge Chair	683	1088	5.5	5.5	5	5	4.5
661	61	Landon Lounge Chair	709	1249	7	7	6.5	6.5	6
800-T	203	Queen Anne Twin Headboard	735	1005	4	3.5	3.5	3	3
800-F	203	Queen Anne Full Headboard	777	1137	7	6	4.5	4	4
800-Q	203	Queen Anne Queen Headboard	835	1375	8	7	6.5	6	6
800-K	203	Queen Anne King Headboard	940	1480	9	7	6.5	6	6
802-T	205	Chippendale Twin Headboard	735	1005	4	3.5	3.5	3	3
802-F	205	Chippendale Full Headboard	788	1148	7	6	4.5	4	4
802-Q	205	Chippendale Queen Headboard	814	1354	8	8	6.5	6	6
802-K	205	Chippendale King Headboard	919	1459	9	8	6.5	6	6
803-T	207	Federal Twin Headboard	677	947	4	3.5	3.5	3	3
803-F	207	Federal Full Headboard	730	1090	7	6	4.5	4	4
803-Q	207	Federal Queen Headboard	788	1148	7	6	4.5	4	4
803-K	207	Federal King Headboard	919	1369	9	7	6.5	6	5
804-T	209	Sheraton Twin Headboard	735	1005	4	3.5	3.5	3	3
804-F	209	Sheraton Full Headboard	788	1148	7	6	4.5	4	4
804-Q	209	Sheraton Queen Headboard	840	1290	8	7	6.5	6	5
804-K	209	Sheraton King Headboard	919	1414	9	7	6.5	6	5.5
805-T	211	Continental Twin Headboard	735	1005	4	3.5	3.5	3	3
805-F	211	Continental Full Headboard	788	1148	7	6	4.5	4	4
805-Q	211	Continental Queen Headboard	814	1264	8	7	6.5	6	5
805-K	211	Continental King Headboard	945	1440	9	7	6.5	6	5.5
806-T	213	Metropolitan Twin Headboard	735	1005	4	3.5	3.5	3	3
806-F	213	Metropolitan Full Headboard	814	1174	7	6	4.5	4	4
806-Q	213	Metropolitan Queen Headboard	893	1253	7	6	4.5	4	4
806-K	213	Metropolitan King Headboard	919	1369	9	7	6.5	6	5
807-T	215	Rocco Twin Headboard	840	1200	7	6	4	4	4
807-F	215	Rocco Full Headboard	856	1306	7.5	6	5	5	5
807-Q	215	Rocco Queen Headboard	945	1395	8	8	7	7	5
807-K	215	Rocco King Headboard	998	1538	8	8	7	7	6
808-T	217	Show-Wood Twin Headboard	919	1099	3	3	3	2	2
808-F	217	Show-Wood Full Headboard	998	1268	4	4	4	3	3
808-Q	217	Show-Wood Queen Headboard	1050	1455	4.5	4.5	4.5	4.5	4.5
808-K	217	Show-Wood King Headboard	1129	1534	6	5.5	5.5	4.5	4.5
809-T	219	Tempelton Twin Headboard	900	1260	5	5	5	4	4
809-F	219	Tempelton Full Headboard	998	1448	6	6	6	5	5
809-Q	219	Tempelton Queen Headboard	1050	1680	9	8	8	8	7
809-K	219	Tempelton King Headboard	1129	1759	9	8	8	8	7
810-T	220-1	Brielle Twin Headboard	709	979	4	3.5	3.5	3	3
810-F	220-1	Brielle Full Headboard	761	1121	7	6	4.5	4.5	4
810-Q	220-1	Brielle Queen Headboard	814	1264	8	7	6.5	6	5
810-K	220-1	Brielle King Headboard	919	1414	9	7	6.5	6	5.5
811-T	220-3	Ridgeway Horizontal Channel Twin Headboard	1075	1525	6	5.5	5.5	5	5
811-F	220-3	Ridgeway Horizontal Channel Full Headboard	1125	1665	9	8	6.5	6	6


*\*Leather prices do not include accent pillows in leather*

## 2023

*\*All Items Standard with Premium Seating (except tufted or tight seat items).*

ITEM NO.	PG NO.	DESCRIPTION	DEALER COST		*MINIMUM YARDS REQUIRED REFER TO CODE				
			COM	LEATHER	5	4	3	2	1
811-Q	220-3	Ridgeway Horizontal Channel Queen Headboard	1175	1715	9	8	6.5	6	6
811-K	220-3	Ridgeway Horizontal Channel King Headboard	1225	1855	11	9	8.5	8	7
812-T	220-3	Bryson Vertical Channel Twin Headboard	1075	1525	6	5.5	5.5	5	5
812-F	220-3	Bryson Vertical Channel Full Headboard	1125	1665	9	8	6.5	6	6
812-Q	220-3	Bryson Vertical Channel Queen Headboard	1175	1715	9	8	6.5	6	6
812-K	220-3	Bryson Vertical Channel King Headboard	1225	1855	11	9	8.5	8	7
RAILS		Standard Foot and Side Rails	450	810	4	4	4	4	4
BDR RAILS		Border to Floor Side Rails	550	1000	5	5	5	5	5

*\*Leather prices do not include accent pillows in leather*



# TCS Designs, Inc

*In today's busy times much can be  
said for finding a good place to sit ...*

**WHY C.O.M. :** We enjoy the art and science of hand-crafting quality furniture. We appreciate working in partnership with interior design professionals who understand and value the details that transform seating from ordinary to extraordinary. Together we share the desire to make selecting furniture for your home an enjoyable experience.

**PRICING AND TERMS:** In an effort to hold down cost and simplify paperwork, we are selling at C.B.D. (cash before delivery) terms to everyone.

*In a hurry ...*

**SHIPPING TIME:** Please advise any "must ship by" dates on your initial order. Production time will begin when when all fabrics & trims for all the items on your order have been received. All fabrics and trims must be marked with the name of your company as you are listed with TCS. Production time will vary during holiday seasons.

**SHIPPING INFORMATION:** The shipping is F.O.B. (freight collect) from Hickory, N.C. by furniture carriers or by whichever carrier the customer requests. Our furniture is shrink-wrapped in a tray so as to arrive in the most damage-free manner possible. If you feel that you would require a carton then you must add the appropriate carton charges listed in the price list.

*It's all about trust ...  
we feel you're someone special...  
why shouldn't your furniture be ...*

## **PRODUCT SPECIFICATIONS:**

**FRAMES** are made from kiln dried hardwood with joints double doweled and corner blocked for maximum strength.

**SEAT PLATFORMS** are engineered to give just the right amount of vertical travel that is controlled by deep seating coils hand tied in eight different directions.

**CUSHIONS** are constructed of materials and in methods that are environmentally safe and meet UFAC fire retardant standards. All furniture meets or exceeds the specifications outlined in the California Bureau of Home Furnishing's Technical Bulletin #117-2013.

**SOFA SLEEPER MECHANISM** is contract grade square tubular system. The mattress is a plush innerspring unit with a quilted damask cover. This quality sleeper system is designed for heavy use and superior sleeping comfort. Sleepers are available in several sizes and styles - please consult your price list. Frames and mattresses are shipped tied down to prevent damage in transit. Remove ties from front corners of the frame before operating your sleeper. The approximate distance from the outside back of the sleeper to the front of the mechanism when it is pulled out is 90 inches.



## *Total Customer Satisfaction ...*

**WARRANTY:** TCS is firmly committed to excellence in serving you and in standing behind our product. We guarantee uncompromising attention to quality, craftsmanship and detail. TCS will allow a 30 Day inspection period for quality issues. Any quality issues must be addressed within 30 Days from ship date. TCS will guarantee the cushion cores for a two-year period. If the core should fail under normal conditions, TCS will replace it. TCS will guarantee the frame and springs for the life of the original fabric. If you have a problem with anything, please call TCS. Replacement or repair cost does not include freight.

## *Experience the difference ...*

**A WORD ABOUT CUSHIONS:** TCS offers luxurious comfort and uncompromising quality in, the materials used and the construction of, our cushions. Every item in our line is offered in Premium Cushioning as our standard. Cushioning is specified for each individual item and engineered to provide the most comfortable seating and to enhance and complement each style.

### **OUR STANDARD SEATING:**

**TCS PREMIUM SPRING DOWN SEATING** is engineered to our exacting specifications from the highest quality materials. Constructed of an inside core made-up of tiny individual covered coils surrounded by ultra cell foam. This core is then surrounded by a thick layer of Down and Feather Blend encased in a channeled “down proof” sewn cover. The seat cushion is designed to offer a high crown and luxurious yet supportive seating for many years.

**TCS HYPOALLERGENIC CUSHIONING** is available to replace “Spring Down” for an upcharge.

### **OUR STANDARD BACK CUSHIONS AND ACCENT PILLOWS:**


**TCS PREMIUM DOWN BLEND** is standard for all back cushions and accent pillows. Constructed of a mixture of fiber, Goose down and feathers encased in channeled “down proof” sewn covers. Backs are not over filled to ensure luxurious comfort. As with any down product - will require maintenance - fluffing by hand.

**TCS HYPOALLERGENIC CUSHIONING** is available for both back cushions and accent pillows.

*\*Please note cushions firmness will be affected by the fabric you select. Cushions covered in vinyl coated or backed fabrics and tightly woven fabrics will not release the air as readily when you sit upon them. Call for recommendations before sending vinyl as TCS recommends no accent pillows, and adding denim to seat cushions as per your specifications.*

*\*DOWN: As with any Down Product, it is a characteristic that from time-to-time feathers will work their way thru the ticking and fabric cover. This is not considered a defect and should be expected.*





*No matter what your style TCS will help you bring it to life ...*

Because each item is handcrafted one at a time TCS can offer a great variety of options and custom changes.

**CUSHION CONFIGURATION:** Changes in the number of seat and/or back cushions on an item are available at an upcharge. Please call for questions and yardage requirements.

**CHANGING FROM PREMIUM SPRING DOWN TO HYPOALLERGENIC CUSHIONING** is available for an upcharge as listed in your price list.

The following changes are available for most items with an upcharge.

- *Change back cushions to semi-attached.*
- *Change back cushions to knife-edge.*

**CONTRAST AND BIAS WELT, FRINGES AND CORDING - APPLIED PER YOUR INSTRUCTIONS TO SEAT/ BACK CUSHIONS AND ACCENT PILLOWS** at no upcharge.


**APPLIED TO THE FRAME:**

All frame - arms, outback, above skirt - no charge.

**EXTRA PILLOWS:**

TCS offers extra *PREMIUM DOWN BLEND* or *HYPOALLERGENIC* pillows for an additional charge.

14 x 14  
18 x 18  
24 x 24



## FINISHES:

The following finishes are applied in a multi-step process:

- Wood finish samples are available for purchase, but are shown on a tab page in the catalogue.

**STANDARD FINISHES** - Brown Mahogany, Fruitwood, Espresso, Black, White, Walnut, Slate, Orleans, Tuscany, Dijon, Verona, Driftwood, Stone, Silver Breeze & Amber.

*All finishes are available on any frame at no upcharge.*

**SKIRTS:** TCS offers several skirt options. *Please call for specific yardage requirements and availability. Refer to price list for appropriate charges.*

*The following changes or additions are available for most items at an upcharge.*

1. Double pleat a single kick pleat skirt.
2. Sheer corner pleats.
3. Sheer skirt
4. Omit a skirt.

*The following changes or additions are available for most items at an upcharge.*

1. Change existing skirt to Multi-boxed pleated skirt.
2. Change existing skirt to Waterfall skirt (not available for all items).
3. Add Single Kick Pleat Skirt
4. Add Demi skirt
5. Placement of tape trim to skirt bottom.
6. Add a shirred skirt.

*The following additions are available for most items at an upcharge.*

1. Add a Waterfall Skirt (not available for all items).
2. Add a Multi-boxed pleated skirt
3. Fabricate fabric band and apply to skirt bottom

**HEADBOARDS:** TCS offers Twelve Luxurious Headboard Styles that are lavishly scaled. The padding is sumptuous and sculpted with exacting attention to tailoring and details. The frame is 2.5 inches thick. Headboard heights will vary according to each style and can be custom changed. Headboard widths are standard and not available for change; King-82", Queen-64", Full-58", and Twin- 43".


**HEADBOARD OPTIONS:** Note\* for yardage and pricing please submit a written/drawn quote request clearly illustrating changes or added options and placement of C.O.M. or trims. Headboards are shown in the catalogue as full beds with side and foot rails which may be added for an additional charge. The foot rail is available with a tapered leg or a turning.

**SCULPTURED BORDER** – The sculptured border is apx. 4 inches wide and generously padded to a beautifully sculpted crown. The border follows along the inside front perimeter welt with an inset welt at the bottom of the border. A sculptured border is not available on the 803 FEDERAL, 806 METROPOLITAN, 808 SHOW-WOOD or the 809 TEMPELTON. You may eliminate the Border from any style when shown as standard. To contrast fabric the border at no additional charge send for: King, Queen, Full, - 3 yards contrast C.O.M. and Twin – 1.5 yards contrast C.O.M. in addition to the fabric required for item in the C.O.M. yardage guide.

**WRAPPED FRONT** – Eliminates the border and inset welt from the front and the welt running around the perimeter of the front edge. Fabric wraps to the one remaining welt running around the perimeter of the back edge. Available on any style with no change to required C.O.M.

**PLAIN FRONT** – Eliminates the front border and the inset welt from the front. Two welts lines will remain running around the perimeter of the front and back edges of the frame.

**DEEP TUFTING** – Will add deep pleated tufts with deep buttons to the front inset inside the border. Shown as standard on the 800 QUEEN ANNE style. Deep Tufting Option is only available to be added to the 805 CONTINENTAL, 807 ROCCO, 808 SHOW-WOOD, 809 TEMPELTON or the 810 BRIELLE. To add DEEP TUFTING please submit a written or drawn quote f or C.O.M. yardages. An up-charge will be applied to add Deep Tufting option to King, Queen, Full, and Twin, for available styles.



## HEADBOARD OPTIONS CONTINUED ...

**BUTTONED** - Will add just buttons that are not deep and no pleated tufts. Buttons are #30 – ¾ inch. Buttoned option is available on all styles at an up-charge on each headboard. May contrast fabric the buttons at no additional charge send ½ yard contrast C.O.M.

**WELTS** – A 'Line of Welting' runs along the front and back perimeter edges of all headboards except the 808 Show-Wood Headboard. A 'Line of Welt' will also run under the border if applicable.

To replace all welts with Bias 'Self' Welting or 'Contrast' Bias Welting, for any size or style headboard send the following: King, Queen, Full, - 3 yards contrast C.O.M. and Twin – 1.5 yards contrast C.O.M. in addition to the fabric required for item in the C.O.M. yardage guide. There is no charge for the welting changes.

To replace the welt with Lip Cord Trim for any size or style headboard send the following: for each line of welt (max.3 lines per style) King 7 yards trim per line of welt, Queen/Full 6 yards trim per line of welt, Twin 4.5 yards trim per line of welt. Please Specify trim Placement.

**NAIL TRIM** – is available below the welt line around the front edge and / or above the inset welt line. Nail Trim will not replace the welts. An upcharge will be applied for single row Nail Trim. See price list for appropriate charges.

**CUSTOM HEIGHT** – Please request with written/drawn quote request for any changes to headboard height. A Copy of your Quote must accompany your purchase order.

**SIDE AND FOOT RAILS:** Side and Foot Rails may be added to all TCS Headboards with a choice of a tapered or turned leg. Please specify which leg on your order along with finish desired.

**SWIVELS:** Swivels may be added to some chair styles for an upcharge. Please call for availability and specific pricing.

**CASTER:** CASTERS can be added to some items for an upcharge. Please call for availability and refer to the price list for the upcharge.

**BUN FEET OR PYRAMID FEET:** Bun feet and pyramid feet may be interchanged on some items. Please call for availability and specific information.

**TURNED OR TAPERED LEGS:** Turned or Tapered legs may be changed on some items. Please call for availability and specific information.

**NAIL HEAD TRIM** (*When not standard*): Two sizes and three finishes are offered. Please be specific on your orders as to where you would like nail trim placed and the size and finish PLEASE *SPECIFY*...

Size: Small - approx. 3/8 inch diameter  
Large - approx. 3/4 inch diameter

Finish: Pewter, Antique Brass, or Nickel

Please refer to price list for appropriate charges.

**MUSLIN:** Muslin is available if desired and please refer to the price list. TCS muslin requires a 50% deposit.

**LEATHER:** TCS offers a selection of *QUALITY* leathers for most items. Cost are included on the price list. TCS leather requires a 50% deposit. Leather prices do not include accent pillows or scatter back pillows in leather. All leather loose back cushions will have denim sewn in the back and seat cushions will have denim bottoms. Leather swatch sets are available in the price list.


For "Customer's Own Leather" (C.O.L.) please add a 15% handling charge to C.O.M item cost. Please call for specific square footage. Items covered in leather do not include accent pillows or scatter back pillows in leather.

All leather loose back cushions will have denim sewn in the back and seat cushions will have denim bottoms.

*Please note:* Leather is a naturally occurring product. Healed wounds, scars, range marks, and other natural imperfections are not considered defects. Color and grain pattern will vary from hide-to-hide and within a hide and is not considered a defect. *Leather merchandise cannot be returned...*

**DIMENSIONS:** The dimensions we display are approximate. TCS furniture is hand-crafted; these dimensions may vary up to two inches. Please do not assume that a style will always have the exact measurements listed.

We continually make modifications to the dimensions to improve the overall look and comfort.



**MATCHING PREVIOUSLY PURCHASED ITEMS:** Hand-crafted furniture will vary in dimension and pattern placement. If you send photos and dimensions of your previously purchased item TCS will make every effort to match as close as possible. Your customer must be aware that variances are unavoidable and it is not possible to guarantee an exact match.

**EXCESS COM RETURN POLICY:** Extra fabric will be returned by *REQUEST ONLY* specified on your *INITIAL ORDER* and a handling charge will be added.

**PRODUCTION TIME:** *PLEASE ADVISE ANY MUST SHIP BY DATES ON YOUR INITIAL ORDER*

TCS will make every effort to accommodate *RUSH BY DATES* when *SPECIFIED* on your initial order Production time begins when all fabrics and trims for all the items on your purchase order have been received and all questions answered regarding the order. We cannot place incomplete orders into production. Please check availability of all fabrics and trims before placing your purchase order. Please place items with backordered or delayed fabrics and/or trims on a separate purchase order to avoid delay of all items on your order.

**REQUIRED ORDER INFORMATION:** *Please list the following information on your INITIAL ORDER*

- *Correct Style Number*
- *Fabric Name, Pattern Number, Brief Description and Face and Cutting Direction*
- *Finish*
- *Any Custom Changes Must be Listed as "Change"...and be Specific*
- *Any Decorative Options Must be Listed as "Add"...and be Specific*
- *Correct Ship To Address*

\* Any custom orders must have a copy of the quote along with the purchase order.

#### **REVISE ORDERS:**

TCS will make every effort to accommodate requests to revise orders when possible. TCS will not be responsible for any changes requested after production has started. *TCS will reserve the right to charge a service charge when requested to revise any orders that are in production.*

#### **DISCLAIMERS:**

TCS will not be responsible for fabric defects and/or fabric flaws. TCS will not be responsible for the finished result of certain fabrics, such as: Velvets, Silks, Stretchy and/or Loose Weave fabrics.

TCS is not responsible for any fabric shortages on custom quotes.

**C.O.M.** - You may ship Fabrics and Trims to our factory -

TCS DESIGNS  
1851 9TH AVENUE NE  
HICKORY NC 28601

\* *Please be sure all fabrics and trims are identified with the name of your company as you are listed with TCS.*


\**When packaging, please do not combine fabrics and trims or roll multiple fabrics on a single tube.*

FOR ALL QUESTIONS OR COMMENTS PLEASE CALL MONDAY THRU FRIDAY, 8:00 a.m. TO 5:00 p.m.

PHONE: 828-324-9944

FAX: 828-324-9945

[tcs@tcsdesignsfurniture.com](mailto:tcs@tcsdesignsfurniture.com)



# TCS Designs, Inc

## INDEX AND FABRIC GUIDE 2023

### YARDAGE GUIDE:

To prevent frustrating delays, we recommend using our minimum yardage requirement code or calling our customer service department when determining the amount of yardage required. For fabrics such as un-balanced plaids, fabrics with the design in the center only, or half drop repeats, with a repeat 13" or over, please add yardage or call customer service to help determine the yardage.

Extra fabric will be returned when requested on your initial order. TCS will charge a handling charge to return com. Please refer to the price list.

### MINIMUM YARDAGE REQUIREMENT CODE\*

1. Yardage required using 54" wide plain/no-match fabric.
2. Yardage required using (a) 48" wide plain, or (b) 7" and under repeat on 54" fabric.
3. Yardage required using (a) 54" wide fabric with a 8-13" vertical repeat, or 48" fabric with a repeat under 7".
4. Yardage required using (a) 54" wide fabric with a 14-25" repeat.
5. Yardage required using (a) 54" wide fabric with a repeat 26" and over, or (b) 48" wide fabric with a repeat over 7" and under 13".

### INSTRUCTIONS:

It is important that C.O.M. fabric be correctly identified with the NAME OF YOUR COMPANY as listed with TCS.

\* You should give any special instruction concerning the application of trims and the handling of special patterns.


\* It is your responsibility to advise cutting direction (up the bolt or railroad) on all com's (even plains). Also, please advise face of fabric.

\* Please fax your accurate and complete purchase order (with detailed fabric descriptions and placements for each item) to TCS prior to sending your fabrics and trims.

\* TCS will cut fabric up the bolt, by standard, unless you specify railroad in writing.

### IMPORTANT:


Knit fabric backing is recommended for all *chenille* and *silk* c.o.m. Have your c.o.m. backed prior to sending to TCS Designs.



## Style Page Index


ITEM NO.	PG NO.	DESCRIPTION	*MINIMUM YARDS REQUIRED REFER TO CODE				
			5	4	3	2	1
100	1	Scroll Back Side Chair	4.0	3.5	3.5	3.5	3.0
102	1	Arch Back Side Chair	4.0	3.5	3.5	3.5	3.0
108	1	Camel Back Side Chair	4.0	3.5	3.5	3.5	3.0
110	37	Swivel Tub Chair	7.5	7.0	6.5	6.0	5.5
111-30	249	Shaker Leg Ottoman	2.5	2.0	2.0	2.0	1.5
113	257	Hourglass Stool	4.0	3.0	3.0	2.5	2.0
116-30	251	Shaker Leg Cushion Top Ottoman	4.0	3.5	3.5	3.5	3.0
125	37	Swivel Tub Chair	8.5	8.5	8.5	8.0	7.0
127	89	Turned Leg Slipper	7.5	7.0	6.5	6.0	5.5
127-30	90	Turned Leg Ottoman	3.0	2.5	2.5	2.0	2.0
130	15	Host Dining Chair - Arm	6.0	5.5	5.5	5.5	5.0
131	15	Armless Host Dining Chair - Side	5.0	4.0	4.0	3.5	3.0
136	13	Thomas Host/Occasional Chair	5.5	5.0	5.0	5.0	4.5
141	5	Pompeii Dining Chair	4.5	4.0	3.5	3.5	3.0
142	3	Fred Host/Side Chair	6.0	5.5	5.5	5.0	4.5
143	3	Ginger Skirted Host/Side Chair	8.0	7.5	7.0	6.5	6.0
144	5	Demi-Lune Dining Chair	5.5	5.0	4.5	4.5	4.0
150	11	Chateau Host Chair	6.0	5.5	5.5	5.0	4.5
151	11	Chateau Host Side Chair	6.0	5.5	5.5	5.0	4.5
152	13	Imperial Dining Chair	4.5	4.5	4.0	3.5	3.5
154	51	Knowles Wing Back	10.5	10.0	9.5	9.0	8.0
155	47	Rachel Wing Chair	9.0	8.5	8.0	7.5	7.0
159	41	Dillon Swivel Tub Chair	8.0	7.5	7.0	6.5	6.0
160	45	Yates Tub Chair	8.0	7.5	7.0	6.5	6.0
163	19	Plymouth Side Chair	4.0	3.0	2.5	2.0	2.0
164	19	Plymouth Arm Chair	4.0	3.0	2.5	2.0	2.0
165	47	Oliver Wing Chair	8.0	7.5	7.0	6.5	6.0
165-30	48	Oliver Ottoman	3.5	3.0	3.0	3.0	2.5
166	91	Sophie Slipper Chair	12.5	12.0	11.0	10.0	9.0
166-30	92	Sophie Ottoman	4.5	4.0	4.0	4.0	3.5
167	7	Mason Dining Chair	3.5	3.0	3.0	3.0	2.5
168	9	Alexander Dining Chair	4.0	3.5	3.5	3.5	3.0
169	7	Bella Dining Chair	2.5	2.5	2.5	2.5	2.0
170	23	Aspen Dining Chair	6.0	5.5	5.0	4.5	4.0
171	23	Vista Dining Chair	6.0	5.5	5.0	4.5	4.0
172	8-3	Brax Dining Chair	4.5	4.0	3.5	3.5	3.0
173	24-1	Cabo Dining Chair	5.5	5.0	4.5	4.5	4.0
174	8-3	Austin Dining Chair	4.5	4.0	3.5	3.5	3.0
175	16-3	Kona Dining Arm Chair	3.5	3.0	2.5	2.5	2.0
176	16-3	Kona Dining Side Chair	3.5	3.0	2.5	2.5	2.0
177	8-1	Charleston Dining Arm Chair	4.5	4.0	3.5	3.5	3.0
178	8-1	Charleston Dining Side Chair	4.0	3.5	3.0	3.0	2.5
179	9	Vail Dining Chair	4.0	4.0	3.5	3.5	3.0
180	41	Flagler Swivel Chair	9.0	8.5	8.0	7.5	7.0
181	2-1	Heritage Dining Arm Chair	1.5	1.5	1.5	1.0	1.0
182	2-1	Heritage Dining Side Chair	1.5	1.5	1.5	1.0	1.0
225	83	Tight Back Charles of London Club	10.5	10.0	9.5	9.0	8.5
225-30	84	Plantation Leg Ottoman	4.0	3.5	3.5	3.5	3.0
233	101	Small Roll Arm Ladies Chair	10.5	10.0	9.5	8.5	8.0






## Style Page Index

ITEM NO.	PG NO.	DESCRIPTION	*MINIMUM YARDS REQUIRED REFER TO CODE				
			5	4	3	2	1
241	111	Madison Swivel Club	11.5	11.0	10.5	10.0	9.0
241-30	112	Matching Ottoman	5.0	4.5	4.5	4.5	4.0
243	13	William & Mary Host Occasional	7.5	7.0	6.5	6.5	6.0
244	95	Oxford Game Chair	5.5	5.0	4.5	4.5	4.0
246	45	Westbury Tub	8.5	8.0	7.5	7.5	7.0
246-30	46	Westbury Ottoman	4.0	3.5	3.5	3.5	3.0
248	53	Catskill Wing	8.5	8.0	7.5	7.0	6.5
249	87	Pinehurst Swivel Lounge	12.0	11.5	11.0	10.5	10.0
249-30	88	Pinehurst Ottoman	4.5	4.0	4.0	3.5	3.0
251	89	Charleston Swivel Glider	12.0	11.5	11.0	10.5	9.5
254	81	'Ava' Lounge	10.0	9.5	9.0	8.5	8.0
254-30	82	'Ava' Matching Ottoman	5.0	4.5	4.5	4.5	4.0
255	81	'Sinatra' Lounge	9.5	9.0	8.5	8.0	7.5
255-30	82	'Sinatra' Matching Ottoman	4.0	3.5	3.5	3.5	3.0
257	107	Summit Club	10.5	10.0	9.5	9.0	8.5
257-30	108	Summit Ottoman	5.5	5.0	4.5	4.0	3.5
262	79	Vintage Lounge	9.5	9.0	8.5	8.0	7.5
265	69	High Country Lounge Chair	10.0	9.5	9.0	8.5	8.0
269	83	Claire Club Chair	11.5	11.0	10.5	9.5	8.0
269-30	84	Claire Ottoman	4.5	4.0	3.5	3.5	3.0
274	43	Jazz Swivel Tub Chair	8.0	7.5	7.0	6.5	6.0
275	87	Carson Swivel Lounge Chair	12.0	11.0	10.5	10.0	9.0
275-30	88	Carson Ottoman	4.0	3.5	3.5	3.0	3.0
277	73	Hudson Lounge Chair	12.0	11.0	10.5	9.5	9.0
277-30	74	Hudson Ottoman	3.5	3.0	3.0	3.0	2.5
278	71	Morgan Office Chair	5.5	5.0	4.5	4.5	4.0
280	71	Albany Office Chair	5.5	5.0	4.5	4.5	4.0
281	73	Sister' Lounge Chair	8.0	7.5	7.0	6.5	6.0
281-30	74	Sister' Ottoman	3.5	3.0	3.0	3.0	2.5
282	59	Tate Lounge Chair	6.5	6.5	6.0	5.5	5.0
283	51	Midtown Wing Chair	9.0	8.5	8.0	7.5	7.0
283-30	52	Midtown Ottoman	4.0	3.5	3.5	3.0	3.0
285	85	Belmont Lounge Chair	8.5	8.5	8.5	8.0	8.0
285-30	86	Matching Ottoman	4.0	4.0	3.5	3.5	3.0
286	103	Ashburn Small Swivel Chair	8.0	7.5	7.5	7.5	7.0
286-30	104	Matching ottoman	4.0	4.0	3.5	3.5	3.0
287	49	Xanadu Winged Lounge Chair	10.5	10.0	9.5	9.5	9.0
287-30	50	Matching ottoman	4.0	4.0	3.5	3.5	3.0
287-SW	50-1	Xanadu Winged Swivel Chair	11.0	10.5	10.0	10.0	9.5
287-31	50-2	Xanadu Swivel Matching Ottoman	4.0	4.0	3.5	3.5	3.0
289	39	Addison Chair	9.0	9.0	8.5	8.5	8.0
289-30	40	Matching Ottoman	5.0	4.5	4.5	4.0	4.0
290	35	Naples Swivel Tub Chair	7.0	7.0	6.5	6.5	6.0
290-30	36	Matching Ottoman	4.0	4.0	3.5	3.5	3.0
291	97	Camden Skirted Chair	8.0	8.0	7.5	7.5	7.0
291-30	98	Matching Ottoman	5.0	4.5	4.5	4.5	4.0
292	35	Arden Swivel Tub Chair	7.5	7.0	7.0	6.5	6.0
301	233	Charles of London Chaise	18.0	17.0	16.0	15.0	14.0
302	221	Preston Settee	8.5	8.0	7.5	7.5	7.0




## Style Page Index

ITEM NO.	PG NO.	DESCRIPTION	*MINIMUM YARDS REQUIRED REFER TO CODE				
			5	4	3	2	1
307	257	Megan Ottoman	6.5	6.5	6.5	6.0	5.5
308	245	Round Tufted Table Ottoman	4.5	4.0	4.0	4.0	3.5
311	245	Round Skirted Table Ottoman	5.0	5.0	5.0	5.0	5.0
312	249	Chippendale Bench	2.0	2.0	2.0	2.0	1.5
313	249	Traditional Bench	4.0	3.5	3.0	3.0	2.5
319	249	Square Skirted Stool	3.0	2.5	2.5	2.5	2.0
322	249	Skirted Bench	4.5	4.5	4.5	4.5	4.0
329-2	227	Turned Leg Settee	16.0	15.0	14.0	13.0	12.0
329-3	228	Turned Leg Settee	15.0	14.0	13.0	12.0	11.0
330-5	97	Lilly Chair	9.5	9.0	8.5	8.0	7.5
331	247	Lancaster Bench	4.5	4.5	4.0	4.0	3.5
350	249	Cube Stool	2.5	2.5	2.5	2.5	2.0
351	255	Square Table Ottoman	4.0	4.0	3.5	3.0	3.0
355	225	Carlton Day Bed	16.0	15.5	15.0	14.5	14.0
359	251	Button Top Stool	3.0	2.5	2.5	2.5	2.0
361	247	Round Hassock	5.5	5.0	5.0	5.0	5.0
362	255	Tufted Top Ottoman w/Border	5.0	5.0	5.0	5.0	5.0
380	225	Tucker Tufted Daybed-Bench	9.0	8.5	8.0	7.5	7.0
381	229	Slope Arm Banquette	8.0	7.5	7.0	6.5	6.0
384	233	Lenox Long Chair	16.0	15.0	14.0	13.0	12.0
385	135	Lulu Settee	14.5	13.5	12.5	11.5	11.0
386	237	Plymouth Bench	4.0	3.5	3.5	3.0	3.0
387	237	Plymouth Stool	3.0	2.5	2.5	2.5	2.0
388	235	Slim Bench	5.5	5.0	4.5	4.0	4.0
389	101	Worth Vanity Seat	5.5	5.0	4.5	4.0	4.0
390	223	Keynote Daybed	10.5	10.5	10.0	10.0	9.5
391	223	Elms Daybed	12.0	11.0	11.0	10.5	10.0
393	221	Channel Back Banquette	9.0	9.0	8.5	8.5	8.0
394-SR	199	Highland Right Facing Angle Banquette	16.0	15.5	15.0	14.5	14.0
394-SL	199	Highland Left Facing Angle Banquette	14.0	13.5	13.0	12.5	12.0
395	241	Gables 42" Square Cocktail Ottoman	2.5	2.5	2.0	2.0	2.0
396	241	Gables Cocktail Ottoman 42 x 26	2.5	2.5	2.0	2.0	2.0
397-24	248	The Landing 24" Bench	3.5	3.5	3.0	3.0	2.5
397-36	247	The Landing 36" Bench	4.5	4.5	4.0	4.0	3.5
397-48	248	The Landing 48" Bench	4.5	4.5	4.0	4.0	3.5
398	229	Arbor Bench	5.0	5.0	4.5	4.5	4.0
399	235	Bailey Settee	7.5	7.0	6.5	6.5	6.0
404-1	157	Sofa - English Arm	24	23	21	20	19
404-2	158	Apt. Sofa	23	22	20	19	18
404-5	113	Club Chair	11	10.5	10.5	10	9.5
404-10	158	Queen Sleeper	24	23	21	20	19
404-11	158	Full Sleeper	22	20	19	18	17
404-12	114	Twin Sleeper	18	17	16	15	14
404-30	114	Ottoman	5	4.5	4.5	4.5	4
405-1	149	Sofa - Classic Charles of London	25	23	22	20	19
405-5	113	Chair	12	11.5	11	10.5	9.5
405-10	150	Queen Sleeper	24	23	22	20	19
405-11	150	Full Sleeper	22	20	19	18	17
405-30	114	Matching Ottoman	5	4.5	4.5	4.5	4



## Style Page Index

ITEM NO.	PG NO.	DESCRIPTION	*MINIMUM YARDS REQUIRED REFER TO CODE				
			5	4	3	2	1
424-1	171	Sofa "T" Cushion/Sock Arm	24	23	21	20	19
424-2	172	Apartment Sofa	23	22	20	19	18
424-10	172	Queen Sleeper	24	23	21	20	19
424-11	172	Full Sleeper	22	20	19	18	17
424-12	172	Twin Sleeper	18	17	16	15	14
436-1	139	Melrose Sofa	24	23	21	20	19
441-1	137	Chatsworth Sofa	21	20	19	18	17
442-1	167	Harrison Sofa	21	20	19	18	17
442-5	105	Harrison Lounge	11	10.5	10	9.5	9
442-30	106	Harrison Ottoman	4.5	4	3.5	3.5	3
443-1	127	Bee's Knees Sofa	22	21	19.5	18	17
444-2	179	Zeppo Sofa	18	18	17	16	15
444-49SL	198-2	LAF Chair 1/2	13.5	12.5	11.5	10.5	9.5
444-49SR	198-1	RAF Chair 1/2	13.5	12.5	11.5	10.5	9.5
444-64SL	198-2	LAF Loveseat	18	17	16	15	14
444-64SR	198-2	RAF Loveseat	18	17	16	15	14
444-72LL	198-1	LAF Corner Loveseat	19.5	18.5	17.5	16.5	15.5
444-72LR	198-2	RAF Corner Loveseat	19.5	18.5	17.5	16.5	15.5
444-94SR	198-2	RAF Sofa	22	21	20	19	18
444-94SL	198-2	LAF Sofa	22	21	20	19	18
444-34SC	198-2	Square Corner	11.5	11	10.5	10	9.5
444-102SL	198-2	LAF Corner Sofa	24	23	22	21	20
444-102SR	198-2	RAF Corner Sofa	24	23	22	21	20
445-1	143	Draper Sofa	20.5	19.5	18	16.5	15
446-1	119	Murphy Sofa	21	20	19.5	19	18.5
447-1	117	Savannah Sofa	20	19	18	17	16
448-1	159	Key Largo Sofa	22	21	20	19	18
449-1	165	Bonita Sofa	23	22	21	20	19
450-1	125	Jasmine Open Back Sofa	21	20	19	18	17
500	57	Reading Chair	9.5	9	8.5	8	7
500-30	58	Reading Ottoman	4	3.5	3.5	3.5	3
510	62-1	Soco Lounge Chair	11	10	9.5	8.5	8
510-30	62-2	Soco Ottoman	4	4	3.5	3	3
517-1	183	Sofa Extra Deep Track Arm	23	22	21	20	19
517-2	184	Apt. Sofa	21	20	19	18	17
517-5	109	Chair Extra Deep Track Arm	13	12	11	10	9.5
517-30	110	Ottoman	4.5	4	4	4	3
521-1	169	Sofa Waterfall Charles of London	24	23	22	21	20
521-5	111	Chair Waterfall Charles of London	12	11.5	11	10.5	10
521-30	112	Ottoman	6	5.5	5	4.5	4
522-1	153	Sofa Roll Arm Turned Leg	21	20	19	18	17
528	57	Gentleman's Club	10.5	10	9.5	9	8.5
528-30	58	Ottoman	4.5	4	3.5	3.5	3
530-1	145	Sofa Euro Track Arm	21	20	19	18	17
535-1	133	Sofa English Saddle Arm	20	19	18.5	18	17
535-2	134	Apt. Sofa	19	18	17.5	17	16
535-5	115	English Saddle Arm Chair	10.5	10	9.5	9	8.5
535-30	116	Ottoman	4.5	4	3.5	3.5	3
538-1	151	Sofa Extra Depth Charles of London	28	26	25	24	22.5




## Style Page Index

ITEM NO.	PG NO.	DESCRIPTION	*MINIMUM YARDS REQUIRED REFER TO CODE				
			5	4	3	2	1
538-2	152	Apt. Sofa	25	23	22	21	19.5
542-5	85	Tight Back Waterfall Lounge	10.5	10	9.5	9.5	9
542-30	86	Matching Ottoman	5	4.5	4.5	4.5	4
546-5	55	High Back Lounge Chair	10	9.5	9	8.5	8
546-30	56	Ottoman	4	3.5	3.5	3.5	3
548-5	69	Continental Club	10	9.5	9	8.5	8
548-30	70	Continental Ottoman	4.5	4	3.5	3.5	3
551-5	55	Lancaster Lolling Chair	9.5	9	8.5	8.5	8
551-30	56	Lancaster Lolling Ottoman	5	4.5	4.5	4.5	4
553-1	175	Hampton Sofa	23	22	21	20	19
553-5	115	Hampton Lounge	11	10.5	10	9.5	9
553-30	116	Hampton Ottoman	5	4.5	4.5	4.5	4
554-1	161	London Sofa	23	22	21	20	19
554-3	162	London Loveseat	19	18	17	16	15
554-5	75	London Club	12	11.5	10.5	10	9.5
554-30	76	London Ottoman	4.5	4	3.5	3.5	3
560-2	181	Kew Crescent Sofa with Skirt	19.5	19	18.5	17.5	16.5
560-3	182	Loveseat	17	16.5	15.5	15	14
569-72SC	202	Quarter Turn	17.5	17	16.5	16	15
569-30SRC	202	RAF Chaise	14	13	12.5	12	11
569-30SLC	202	LAF Chaise	14	13	12.5	12	11
569-36SC	201	Square Corner	12.5	12	11.5	11	10.5
569-102SR	202	RAF Corner Sofa	25	24	23	22	21
569-102SL	202	LAF Corner Sofa	25	24	23	22	21
569-30S	202	Armless Chair	10	9.5	9	8.5	8
569-34SR	202	RAF Chair	13	12	11	10	9
569-34SL	202	LAF Chair	13	12	11	10	9
569-60S	202	Armless Loveseat	16	15	14	13.5	13
569-64SR	201	RAF Loveseat	18	17	16	15.5	15
569-64SL	202	LAF Loveseat	18	17	16	15.5	15
569-94SR	202	RAF Sofa	23	22	21	20	19
569-94SL	201	LAF Sofa	23	22	21	20	19
569-75SRS	202	RAF Queen Sleeper	21	20	19	18	17
569-75SLS	202	LAF Queen Sleeper	21	20	19	18	17
569-75SS	202	Armless Queen Sleeper	20	19	18	17	16
569-10	202	Two Arm Queen Sleeper	22	21	20	19	18
569-31	202	Ottoman	5.5	5	4.5	4.5	4
571-1	131	Tuxedo Park Sofa	22	21	20	19	18
571-2	132	Tuxedo Park Apt. Sofa	21	20	19	18	17
573-1	175	Baldwin Sofa	23	22	21	20	19
573-2	176	Baldwin Apt. Sofa	21.5	20.5	19.5	18.5	17.5
573-5	103	Baldwin Lounge	11	10.5	10	9.5	9
573-30	104	Baldwin Ottoman	5.5	5	4.5	4	3.5
574-1	163	Lodge Sofa	23	22	21	20	19
577-1	173	Parker Sofa	18	17.5	17	16.5	16
577-2	174	Parker Apt. Sofa	17	16.5	16	15.5	15
577-5	105	Parker Lounge	10	9.5	9	8.5	8
577-30	106	Parker Ottoman	4	4	3.5	3.5	3
582-1	185	Soho Sofa	22	21	20	19	18



## Style Page Index


ITEM NO.	PG NO.	DESCRIPTION	*MINIMUM YARDS REQUIRED REFER TO CODE				
			5	4	3	2	1
584-2	121	Colefax Sofa	22	21	19.5	18	17
585-1	147	Tribeca Sofa	23	22	20.5	19	18
585-39SC	198	Square Corner	11.5	11	10.5	10	9.5
585-42SLC	197	LAF Chaise	22	21	20	19	18
585-42SRC	198	RAF Chaise	22	21	20	19	18
585-61SL	198	LAF Loveseat	16.5	15.5	15	14	13.5
585-61SR	198	RAF Loveseat	16.5	15.5	15	14	13.5
585-102SL	198	LAF Corner Sofa	24	23	22	21	20
585-102SR	198	RAF Corner Sofa	24	23	22	21	20
585-88SL	198	LAF Sofa	22	21	20	19	18
585-88SR	197	RAF Sofa	22	21	20	19	18
586-1	141	Ritzy Chesterfield	25	23.5	22	20.5	19
587-1	129	Albert Chesterfield	26	24.5	23	21.5	20
589-1	194	Cameron Sofa	25	24	23	22	21
589-42SLC	194	LAF Chaise	18.5	17.5	17	16	15
589-42SRC	193	RAF Chaise	18.5	17.5	17	16	15
589-66SL	194	LAF Loveseat	19	18.5	17.5	17	16
589-66SR	194	RAF Loveseat	19	18.5	17.5	17	16
589-104SL	194	LAF Corner Sofa	25.5	24.5	24	23	22
589-104SR	194	RAF Corner Sofa	25.5	24.5	24	23	22
589-78SL	193	LAF Sofa	23	22	21.5	20.5	20
589-78SR	194	RAF Sofa	23	22	21.5	20.5	20
590-72SL	191	72" LSF Corner Sofa	18.5	17.5	16.5	15.5	15
590-72SR	192	72" RSF Corner Sofa	18.5	17.5	16.5	15.5	15
590-36SL	192	LSF Bumper	18	17	16	15	14
590-36SR	191	RSF Bumper	18	17	16	15	14
590-36S	192	Armless Chair	12.5	11.5	10.5	9.5	8.5
591-1	187	Keystone Sofa	21	20	18.5	18	17
591-10	188	Queen Sleeper (Two Arm)	21	20	18.5	18	17
591-37SC	190	Square Corner	11.5	11	10.5	10	9.5
591-64SL	190	LAF Loveseat	16.5	15.5	15	14	13.5
591-64SR	190	RAF Loveseat	16.5	15.5	15	14	13.5
591-84SL	189	LAF Sofa	18	17	16.5	16	15
591-84SR	190	RAF Sofa	18	17	16.5	16	15
591-LSFCB	190	LSF Corner Bumper	20	19	18.5	18	17
591-RSFCB	189	RSF Corner Bumper	20	19	18.5	18	17
592-30	196	Ottoman	4.5	4.5	4	3.5	3
592-32S	196	Armless Chair	10	9.5	9	9	8.5
592-36SLC	196	LAF Chaise	13	12	11.5	11	10
592-36SRC	196	RAF Chaise	13	12	11.5	11	10
592-102SL	196	LAF Corner Sofa	24	23	22	21	20
592-102SR	195	RAF Corner Sofa	24	23	22	21	20
592-60S	196	Armless Loveseat	14	13.5	13	12.5	12
592-64SL	196	LAF Loveseat	17	16	15	14.5	14
592-64SR	196	RAF Loveseat	17	16	15	14.5	14
592-94SL	196	LAF Sofa	22	21	20	19	18
592-94SR	196	RAF Sofa	22	21	20	19	18
592-34SL	195	LAF Chair	12	11	10	9.5	9
592-34SR	196	RAF Chair	12	11	10	9.5	9



## Style Page Index


ITEM NO.	PG NO.	DESCRIPTION	*MINIMUM YARDS REQUIRED REFER TO CODE				
			5	4	3	2	1
592-36SC	196	Square Corner	11.5	11	10.5	10	9.5
593-1	188-1	Townsend Sofa	19	18.5	18	17.5	17
593-5	107	Townsend Chair	8.5	8	7.5	7.5	7
594-78SL	192-3	LSF Sofa	17	16	15	14	13
594-78SR	192-3	RSF Sofa	17	16	15	14	13
595-71SL	192-1	LAF Sofa	17	16	15.5	14.5	14
595-71SR	192-2	RAF Sofa	17	16	15.5	14.5	14
595-42SC	192-2	Square Corner	11	10.5	10	9.5	9
595-108SR	192-1	RAF Corner Sofa	23	22	21	20	19
595-108SL	192-2	LAF Corner Sofa	23	22	21	20	19
595-42SLC	192-2	LAF Chaise	19.5	19	18.5	18	17.5
595-42SRC	192-2	RAF Chaise	19.5	19	18.5	18	17.5
597-1	120-1	Highlander Channel Back Sofa	20	19	18	17	16
597-2	120-2	Highlander Channel Back Apt Sofa	20	19	18	17	16
627-26	30	Round Swivel Counter Stool	1	1	1	1	1
627-30	29	Round Swivel Bar Stool	1	1	1	1	1
629-26	28	Camel Back Counter Seat	3.5	3	3	3	2.5
629-30	27	Camel Back Bar Seat	3.5	3	3	3	2.5
631	61	French Salon Chair	7	6.5	6	5.5	5
632-30	31	Sweep Arm Bar Seat	4	4	3.5	3.5	3
632-26	32	Sweep Arm Counter Seat	4	4	3.5	3.5	3
633-30	29	Saddle-Seat Bar Stool	1.5	1.5	1	1	1
633-26	30	Saddle-Seat Counter Stool	1.5	1.5	1	1	1
634-26	34	Martini Counter Seat	4	4	3.5	3.5	3
634-30	33	Martini Bar Seat	4	4	3.5	3.5	3
636	67	Yankee Spool Chair	8	7.5	7	6.5	6
636-30	68	Yankee Spool Ottoman	3	3	3	2.5	2.5
638	53	Barley Twist Wing	9.5	9	8.5	8	7
641-19	16-1	Peek A Boo Dining Side Chair	2.5	2.5	2.5	2.5	2
641-19A	16-1	Peek A Boo Dining Arm Chair	3	2.5	2.5	2.5	2.5
641-26	34	Peek A Boo Counter Seat	3	2.5	2.5	2	2
641-30	33	Peek A Boo Bar Seat	3	2.5	2.5	2	2
642-26	30	Flat Seat Counter Stool	2	1.5	1.5	1.5	1
642-30	29	Flat Seat Bar Stool	2	1.5	1.5	1.5	1
643	17	Palm Beach Side Chair	3	2.5	2.5	2	2
644	17	Palm Beach Host Chair	3	2.5	2.5	2	2
645-26	31	Plymouth Counter Seat	3	2.5	2.5	2	2
646	59	Wren Hall Seat	1.5	1.5	1.5	1	1
647	63	Brighton Trellis Lounge	4	3.5	3.5	3	3
648-26	25	Brandy Swivel Counter Seat	2.5	2.5	2.5	2.5	2
648-30	26	Brandy Swivel Bar Seat	2.5	2.5	2.5	2.5	2
649-26	27	Monty Counter Seat	3	2.5	2.5	2.5	2
649-30	28	Monty Bar Seat	3	2.5	2.5	2.5	2
650-26	25	Margarita Swivel Counter Seat	2.5	2.5	2.5	2.5	2
650-30	26	Margarita Swivel Bar Seat	2.5	2.5	2.5	2.5	2
651-26	26-2	Broadmoor Counter Seat	3.5	3	3	3	2.5
651-30	26-1	Broadmoor Bar Seat	3.5	3	3	3	2.5
652-26	26-2	Baxter Counter Seat	3.5	3	3	3	3
652-30	26-1	Baxter Bar Seat	3.5	3	3	3	3





## Style Page Index

ITEM NO.	PG NO.	DESCRIPTION	*MINIMUM YARDS REQUIRED REFER TO CODE				
			5	4	3	2	1
653-26	28-2	Dylan Counter Seat	3	2.5	2.5	2.5	2
653-30	28-1	Dylan Bar Seat	3	2.5	2.5	2.5	2
654-26	30-1	Carver Counter Chair	1.5	1.5	1.5	1	1
654-30	30-2	Carver Bar Chair	1.5	1.5	1.5	1	1
660	65	Melbourne Lounge Chair	5.5	5.5	5	5	4.5
661	61	Landon Lounge Chair	7	7	6.5	6.5	6
800-T	203	Queen Anne Twin Headboard	4	3.5	3.5	3	3
800-F	203	Queen Anne Full Headboard	7	6	4.5	4	4
800-Q	203	Queen Anne Queen Headboard	8	7	6.5	6	6
800-K	203	Queen Anne King Headboard	9	7	6.5	6	6
802-T	205	Chippendale Twin Headboard	4	3.5	3.5	3	3
802-F	205	Chippendale Full Headboard	7	6	4.5	4	4
802-Q	205	Chippendale Queen Headboard	8	8	6.5	6	6
802-K	205	Chippendale King Headboard	9	8	6.5	6	6
803-T	207	Federal Twin Headboard	4	3.5	3.5	3	3
803-F	207	Federal Full Headboard	7	6	4.5	4	4
803-Q	207	Federal Queen Headboard	7	6	4.5	4	4
803-K	207	Federal King Headboard	9	7	6.5	6	5
804-T	209	Sheraton Twin Headboard	4	3.5	3.5	3	3
804-F	209	Sheraton Full Headboard	7	6	4.5	4	4
804-Q	209	Sheraton Queen Headboard	8	7	6.5	6	5
804-K	209	Sheraton King Headboard	9	7	6.5	6	5.5
805-T	211	Continental Twin Headboard	4	3.5	3.5	3	3
805-F	211	Continental Full Headboard	7	6	4.5	4	4
805-Q	211	Continental Queen Headboard	8	7	6.5	6	5
805-K	211	Continental King Headboard	9	7	6.5	6	5.5
806-T	213	Metropolitan Twin Headboard	4	3.5	3.5	3	3
806-F	213	Metropolitan Full Headboard	7	6	4.5	4	4
806-Q	213	Metropolitan Queen Headboard	7	6	4.5	4	4
806-K	213	Metropolitan King Headboard	9	7	6.5	6	5
807-T	215	Rocco Twin Headboard	7	6	4	4	4
807-F	215	Rocco Full Headboard	7.5	6	5	5	5
807-Q	215	Rocco Queen Headboard	8	8	7	7	5
807-K	215	Rocco King Headboard	8	8	7	7	6
808-T	217	Show-Wood Twin Headboard	3	3	3	2	2
808-F	217	Show-Wood Full Headboard	4	4	4	3	3
808-Q	217	Show-Wood Queen Headboard	4.5	4.5	4.5	4.5	4.5
808-K	217	Show-Wood King Headboard	6	5.5	5.5	4.5	4.5
809-T	219	Tempelton Twin Headboard	5	5	5	4	4
809-F	219	Tempelton Full Headboard	6	6	6	5	5
809-Q	219	Tempelton Queen Headboard	9	8	8	8	7
809-K	219	Tempelton King Headboard	9	8	8	8	7
810-T	220-1	Brielle Twin Headboard	4	3.5	3.5	3	3
810-F	220-1	Brielle Full Headboard	7	6	4.5	4.5	4
810-Q	220-1	Brielle Queen Headboard	8	7	6.5	6	5
810-K	220-1	Brielle King Headboard	9	7	6.5	6	5.5
811-T	220-3	Ridgeway Horizontal Channel Twin Headboard	6	5.5	5.5	5	5
811-F	220-3	Ridgeway Horizontal Channel Full Headboard	9	8	6.5	6	6



## Style Page Index

ITEM NO.	PG NO.	DESCRIPTION	*MINIMUM YARDS REQUIRED REFER TO CODE				
			5	4	3	2	1
811-Q	220-3	Ridgeway Horizontal Channel Queen Headboard	9	8	6.5	6	6
811-K	220-3	Ridgeway Horizontal Channel King Headboard	11	9	8.5	8	7
812-T	220-3	Bryson Vertical Channel Twin Headboard	6	5.5	5.5	5	5
812-F	220-3	Bryson Vertical Channel Full Headboard	9	8	6.5	6	6
812-Q	220-3	Bryson Vertical Channel Queen Headboard	9	8	6.5	6	6
812-K	220-3	Bryson Vertical Channel King Headboard	11	9	8.5	8	7
<b>RAILS</b>		Standard Foot and Side Rails	4	4	4	4	4
<b>BDR RAILS</b>		Border to Floor Side Rails	5	5	5	5	5



**181**  
Heritage Arm Dining Chair



**182**  
Heritage Side Dining Chair



### **181 HERITAGE ARM DINING CHAIR**

Outside: 24w 26d 41h

Inside: 19.5w 20d 22h

Seat Height: 19


Arm Height: 25.5

### **182 HERITAGE SIDE DINING CHAIR**

Outside: 22w 26d 41h


Inside: 22w 20d 22h

Seat Height: 19



**654-26**

Carver Counter Seat



**654-26 CARVER COUNTER SEAT**


Outside: 21.5w 22d 43h

Seat Height: 26


**654-30 CARVER BAR SEAT**

Outside: 21.5w 22d 47h

Seat Height: 30







## **287 XANADU WINGED SWIVEL CHAIR**

Outside: 29.5w 39d 38h

Inside: 22w 21d 17.5h


Seat Height: 18.5

Arm Height: 25.5


- *Premium Spring Down Cushion*

## **287-31 MATCHING OTTOMAN (FOR SWIVEL)**

Outside: 25w 20d 17h



**510**  
Soco Lounge



### **510 SOCO LOUNGE**

Outside: 30.5w 35.5d 36.5h


Inside: 22w 21d 17.5h

Seat Height: 18

Arm Height: 24

### **510-30 MATCHING OTTOMAN (FOR SWIVEL)**


Outside: 22w 20d 17h



**278**  
Morgan Office Chair



**280**  
Albany Office Chair



*D*eep tufting, nail trim, comfortable seating, and classic style will put you ... in-the-money!

**278 MORGAN OFFICE CHAIR**

Outside: 25w 28d Adjustable Height

Inside: 19w 20d 17h

Seat Height: Adjustable

- *Standard with Nail Head Trim*

*G*raceful Empire silhouette, scroll arm, balanced proportions ... account for High Style and comfort.

**280 ALBANY OFFICE CHAIR**

Outside: 28w 31d Adjustable Height

Inside: 21w 20d 16h

Seat Height: Adjustable

- *Standard with Nail Head Trim*





**597-1**  
Sierra Channel Back Sofa



**597-1 SIERRA CHANNEL BACK SOFA**

Outside: 84w 36d 32h

Inside: 72w 24d 14h

Seat Height: 18

- *Premium Spring Down Cushion*

**597-2 SIERRA APT. SIZE CHANNEL BACK SOFA**


Outside: 72w 36d 32h

Inside: 60w 24d 14h

Seat Height: 18

- *Premium Spring Down Cushion*






**595**  
Sectional

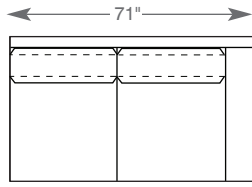


**595**  
Sectional Back

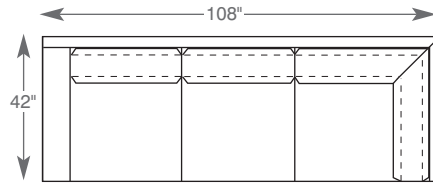


- Overall Height: 28
- Arm Height: 24
- Seat Height: 18
- Seat Depth: 24

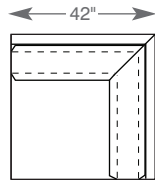
### 595 SECTIONAL



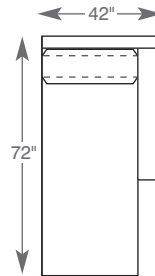
LAF/RAF Sofa  
RAF Shown Above



RAF/LAF Corner Sofa  
LAF Shown Above



Square Corner



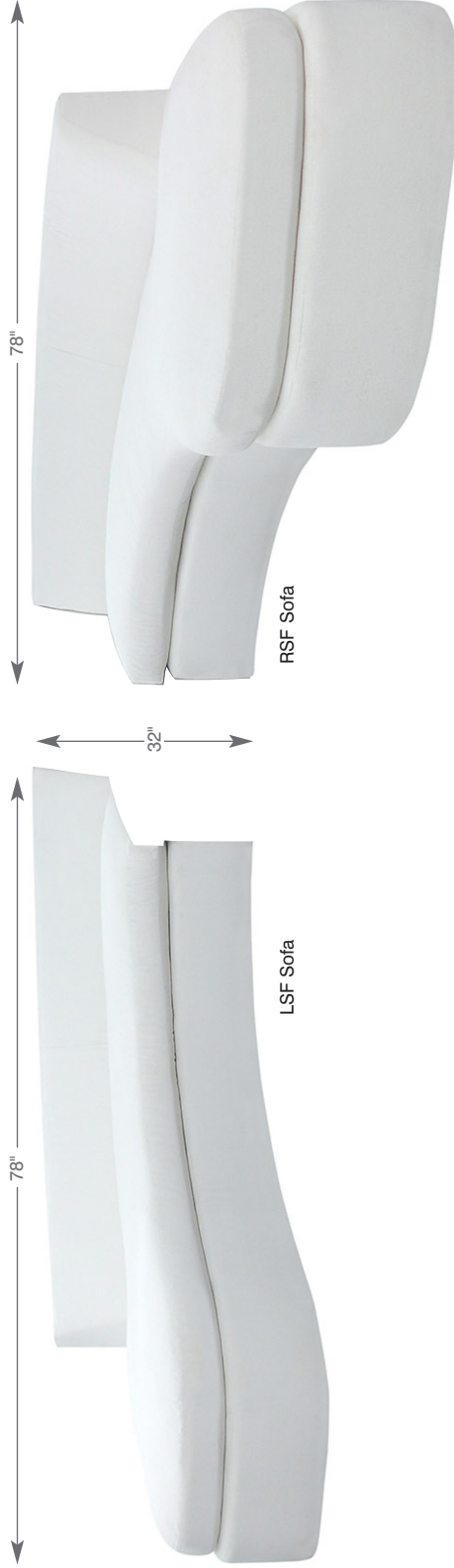
RAF/LAF Chaise  
RAF Shown Above






- Overall Height: 32
- Seat Height: 19
- Seat Depth: 25

### 594 SECTIONAL





**444**  
Sectional

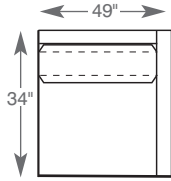


**444**  
Sectional Back

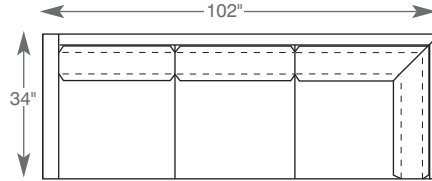


- Overall Height: 34
- Arm Height: 24
- Seat Height: 19

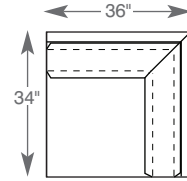
### 444 SECTIONAL



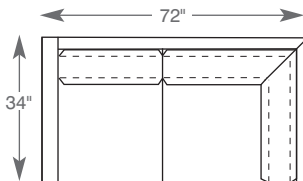
RAF/LAF Chair 1/2  
RAF Shown Above



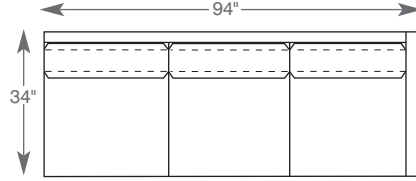
RAF/LAF Corner Sofa  
LAF Shown Above



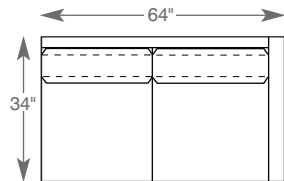
Square Corner



LAF/RAF Corner Apt. Sofa  
LAF Shown Above



RAF/LAF Sofa  
RAF Shown Above




RAF/LAF Loveseat  
RAF Shown Above





**811**  
Ridgeway Headboard



**812**  
Bryson Headboard

Fabric Shown Railroded (No Seams)  
*Headboards shown with side and foot rails. (Rails sold separately)*  
*See pricelist for appropriate charges.*





**811 RIDGEWAY**

- Apx. Height 60 inches

**812 BRYSON**

- Apx. Height 60 inches



**331**  
Lancaster Bench



**361**  
Round Hassock



**397-36**  
The Landing Bench



**331 LANCASTER BENCH**

64w 20d 17.5h



urround with four favorite chairs and the conversation will begin!

**361 ROUND HASOCK**

42 diameter 18h

- *Standard with nail head trim as shown*

**397 THE LANDING BENCH**

24w 19d 19h

36w 19d 19h

48w 19d 19h

- 3 widths available standard.