

## Lawrence Oaks HOA – Paint Application Method

**All paint chips are from Sherwin Williams.**

- Homes in the Lawrence Oaks Community must conform to the following paint application method.
- Homeowners **MUST** obtain Board approval prior to painting your home (even if using the same colors).
- **All previous color palettes are now retired, and may not be used in the future.**
- The Architectural Review Committee(ARC) and/or the HOA Board of Directors reserve the right to reject any ARC Paint Application for any reason, as per the community's architectural standards and bylaws.
- You may select the same paint scheme as an adjacent house if the Body & Trim colors are reversed.



### **Body Color (Red Arrow):**

- This is the main color of the home. Choose the Body color from Row 1 or 2

**Trim Color (Green Arrows):** This color is used for the Architectural Vent, the Trim and the Garage Door.

Choose the Trim from Row 1 or 2 (If you choose one color from Row 1 for the Body, then you must choose the **Trim** color from Row 2 - cannot choose the trim from Row 1)

- **Body & Trim Color Notes:**

- The Body color and the Trim color are interchangeable.
- Architectural Vent:
  - The center louvers of the architectural vent may be painted in the Body color, while the outer band may be painted in the Trim color.
  - If you select this option, it must be clearly stated on the ARC form.
  - **Gutters must be painted white or to match the part of the house they touch**
- If a new roof is installed the flashing must be painted in the Trim Color.

### **Accent A – Shutters & Doors (Yellow Arrow):**

- Shutters/Doors can be painted using 1 of the colors from the Accent A palette, or using the Trim color
- Can only use 1 color from Accent A (both shutters and door can be painted the same color such as all red, all green etc.)
  - Other Option: Can also use 1 color from Accent A and 1 color from Accent B
    - (cannot choose a red door and green shutter, blue door and red shutter etc.)
- **Note: Shutters may not be removed.**

### **Accent B – Shutters & Doors (Yellow Arrow)**

Shutters/Doors can be painted using both colors from Accent B (i.e. Peppercorn and Tricorn Black, both Peppercorn, both Tricorn Black) **OR** 1 color from Accent A and 1 color from Accent B (i.e. – Green Door & Black Shutter)

## ROW 1

SW 7008  
**Alabaster**

SW 7042  
**Shoji White**

SW 7011  
**Natural Choice**

## ROW 2

SW 6149  
**Relaxed Khaki**

SW 9173  
**Shiitake**

SW 7638  
**Jogging Path**

SW 7639  
**Ethereal Mood**

## ROW 3 -TRIM ONLY

SW 7046  
**Anonymous**


**Please note that the colors may appear darker when viewing on the computer.  
To get an accurate color depiction, please get swatches from Sherwin Williams.**

## SHUTTERS & DOORS - ACCENT A

SW 7583  
**Wild Currant**

A solid, deep red color swatch.

SW 7592  
**Crabby Apple**

A solid, dark red color swatch.


SW 6230  
**Rainstorm**

A solid, dark teal color swatch.


SW 7602  
**Indigo Batik**

A solid, dark blue color swatch.

SW 6208  
**Pewter Green**

A solid, dark grey-green color swatch.

SW 7730  
**Forestwood**

A solid, dark olive green color swatch.

## SHUTTERS & DOORS - ACCENT B

SW 7674  
**Peppercorn**

A solid, dark grey color swatch.

SW 6258  
**Tricorn Black**

A solid, very dark grey/black color swatch.