




# Tape and Tweezers

<i>Product</i>	<i>Description</i>	<i>Cost</i>
	1" Micro-pore tan tape Use with # 12 & # 9 Stipers & Pellets 1" x 30 ft.	\$3.00
	1/2" Hy Tape-hypoallergenic, water proof tape Use with # 6 Stipers & Pellets 1.2" x 15 ft.	\$3.00
	Surgical Quality stainless steel 5" tweezers	\$5.00

## Tapeing Procedure to Pellets and Stipers



1. Leave the pellet on its original tape, then tape it on the acupoint.



2. Use a secondary tape to completely encircle the finger with, a slight overlap



3. A full circle wrap will keep the pellets in place during normal use of their hands.