



# Working with Mouldings

## Hardwood Mouldings

Red Oak ♦ Poplar ♦ Alder ♦ Knotty Alder ♦ Cherry ♦ Maple ♦ Mahogany

### THE RIGHT TOOLS FOR THE JOB

- |                   |             |
|-------------------|-------------|
| Quality Miter Box | Nail Set    |
| Tape Measure      | Putty Stick |
| Hammer            | Coping Saw  |
| Finishing Nails   |             |

### ESTIMATING

To figure out how much moulding to buy, carefully measure the distances where your moulding will be installed. Record the length of each piece and round off to the next foot. Total the rounded-off feet for the moulding you need and divide footage by length available for the number of pieces needed (round up to get the no. of pieces). Getting some extra footage is always a good idea—up to 10% overage.

### MITERING

Most miter joints are 45° angles. The moulding is either placed flat on the bottom of the miter box or against the back, depending on how the moulding is to be used. Each of the two mitered members are trimmed at opposite 45° angles. When fitted together, the two pieces will form a 90° angle. For tight mitered joints, nail and glue, then countersink the nails.

### SPLICING

Occasionally it may be necessary to splice mouldings together on a long wall. To do this, position the pieces in the miter box as if the back of the miter box were the wall. Miter the joining ends at a 45° angle.

This will allow one piece to overlap the other, making a scarf joint. Make the joint where the two pieces can be nailed into a solid piece of lumber, such as a stud, top plate or bottom plate. Gluing the joint will assure you that the joint will stay closed.

### FASTENING

Conventional hammer or finish nailer should be used. A little glue and small diameter nails assure tight joints. Putty the holes, sand to blend and then paint or stain.

### COPING

Position the piece in the miter box as if the back of the miter box were the wall when cutting the miter. Trim at a 45° angle. The resulting cut exposes the profile of the moulding, which serves as a guide line for the coping saw.

Following this profile with the coping saw at a right angle with the face of the moulding. This cut results in a duplication for the moulding pattern which will then fit tightly against the face of the adjoining moulding.

### STAINING

Follow directions provided by individual stain manufacturers.

### JIGS

Many projects require “picture framing” techniques of extreme accuracy. A jig is a mold in which frames are made more rapidly and uniformly. The inside dimensions of the jig equal the outside dimensions of the frame. The jig consists of stock lumber pieces nailed to any flat surface. Blocks can be used where necessary to straighten mouldings against the side of the jig.



©2014 EL & EL Wood Products Corp. All rights reserved.

14110505 [5k]

Distributed by:



## Matching Flexible Moulding is available for Arched and Oval Windows & Curved Walls and Ceilings.

all the advantages of radiused wood at a fraction of the cost

superior lead-time  
match any profile  
incredible detail

tear resistant  
minimal shrinkage  
limited 5 year warranty

paints & stains beautifully  
custom profiles available  
manufactured on our premises

### Benefits of using ValuFlex

- More flexibility which creates less stress when curved or bent.
- Less stress means less chance of cracking or splitting in the future.
- Matches wood profiles better with less shrinkage.
- Better definition of detail.
- Paints or stains beautifully.
- ValuFlex comes with a limited 5 year warranty against cracking or splitting.

### Manufacturing of ValuFlex

Flexible moulding is sold in straight and pre-formed pieces. Straight pieces are used for standard base, chair rail and jamb applications. Casing, crown and built-up applications require pre-formed pieces. Pre-formed pieces are achieved by providing precise measurements, radius or a template. Pre-formed pieces only have a variance of approx. 1" to 2", hence the importance of precise information. Curved crown applications, by far the most diverse, require a few simple rules of thumb (see easy ordering) to easily accomplish a perfect fit without stressing the material. A built-up is several pieces of mouldings put together, making a more dramatic application.



### General Information

- Just about all of EL & EL profiles can be reproduced in flexible moulding.
- ValuFlex has been formulated for a strong tear strength and is recommended on all flexible moulding applications.
- The maximum length of flexible product is 12' with a minimum length is 5'.
- All resin is sold by the whole foot only, however, profiles such as 304, 310, 311, 314, 329 and 330 are available in 50' rolls.
- Custom profiles are available and made to order.

### Easy Ordering

The smallest radius a part can be made is the width of the profile times 3. (ex. a 4 1/2" wide crown's smallest radius is 13 1/2" - (4 1/2" width x 3)

No warranty on External Use of ValuFlex.

ValuFlex Flexible Moulding is custom manufactured on our premises. Straight flexible base is available for immediate delivery.

Radius flex is available within 2-5 working days.
















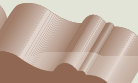































# Hardwood Mouldings

Flexible moulding available for all profiles

INVENTORY Lengths are generally 12' and shorter. Please check for availability on lengths over 12'.

## CASING

 5/8 x 1-5/8 S/L Casing 102-O Oak	 1/2 x 1-9/16 #711 Casing 107-O Oak	 7/8 x 2 Malibu Casing 179-O Oak 179C Cherry 179P Poplar 179MH Mahogany 179ALD Alder 179MP Maple	 9/16 x 2-1/4 #356 Colonial Casing 152-O Oak	 9/16 x 2-3/8 711 Casing 108-O Oak 108ALD Alder 108P Poplar 108MH Mahogany	 13/16 x 2-7/16 #275 Casing 183P Poplar 183MH Mahogany 183C Cherry 183MP Maple	 5/8 x 2-7/16 Universal Casing 115-O Oak	 5/8 x 2-1/2 Tudor Casing 169-O Oak
 11/16 x 2-1/2 Palisade Casing 182ALD Alder	 11/16 x 2-1/2 Cape Cod Casing 150-O Oak 150C Cherry 150P Poplar 150MH Mahogany 150ALD Alder 150MP Maple	 11/16 x 2-1/2 Bel-Air Casing 128-O Oak 128C Cherry 128P Poplar 128MH Mahogany 128ALD Alder 128MP Maple	 11/16 x 2-1/2 Crescent Casing 168-O Oak 168P Poplar	 3/4 x 2-1/2 Howe Casing 176P Poplar	 13/16 x 2-1/2 2RE Casing 120-O Oak 120C Cherry 120P Poplar 120MH Mahogany 120ALD Alder 120MP Maple	 1 x 2-1/2 Hermosa Casing 159P Poplar	
 11/16 x 2-7/8 Colonial Casing 119-O Oak 119-P Poplar	 11/16 x 2-7/8 Newport Casing 125-O Oak 125C Cherry 125P Poplar 125MH Mahogany 125ALD Alder 125MP Maple 125KA Knotty Alder	 5/16 x 3-1/4 Mullion Casing 114-O Oak	 3/4 x 3-1/4 Bel-Air Casing 129-O Oak 129C Cherry 129P Poplar 129MH Mahogany 129ALD Alder 129MP Maple 129KA Knotty Alder	 11/16 x 3-1/4 Cambridge Casing 161-O Oak	 3/4 x 3-1/4 4 Reed Casing CA326-O Oak CA326P Poplar		
 13/16 x 3-1/4 2 RE Casing 139-O Oak 139C Cherry 139P Poplar 139MH Mahogany 139ALD Alder 139MP Maple 139KA Knotty Alder	 1-1/8 x 3-1/4 Hermosa Casing 160-O Oak 160C Cherry 160P Poplar 160MH Mahogany 160ALD Alder 160MP Maple 160KA Knotty Alder	 1-3/8 x 3-3/8 Malibu Casing 180P Poplar	 11/16 x 3-1/2 Cape Cod Casing 155-O Oak 155P Poplar 155ALD Alder	 3/4 x 3-1/2 Crescent Casing 126-O Oak 126P Poplar	 11/16 x 3-1/2 Colonial Casing 156-O Oak		
 3/4 x 3-1/2 5 Flute & Reed Casing 158-O Oak 158C Cherry 158P Poplar 158MH Mahogany (Reversible) 158ALD Alder 158MP Maple	 7/8 x 3-9/16 Palisade Casing 185ALD Alder	 1 x 3-1/2 Howe Casing 177P Poplar	 1-1/16 x 3-1/2 #275 Casing 165P Poplar 165C Cherry 165ALD Alder 165MH Mahogany 165KA Knotty Alder 65MP Maple	 13/16 x 3-1/2 Tuscan Casing CA364P Poplar	 7/8 x 3-3/4 Tuscan Casing 175-O Oak 175MH Mahogany 175C Cherry 175MP Maple		
 3/4 x 4 2EE Craftsman Casing 186ALD Alder	 3/4 x 4 Fancy 4 Flute Casing CA327P Poplar	 1-1/16 x 4-1/8 Howe Casing 178P Poplar	 7/8 x 4-1/4 Tuscan Casing 140P Poplar	 11/16 x 4-1/4 Victorian Casing/Chair Rail 184-O Oak			
 TC150-O Oak Top Cap DH190-O Oak Door Header TC150P Poplar Top Cap DH190P Poplar Door Header DH150ALD Alder Door Header	 1-3/4 x 2-1/4 Oak Top Cap	 1-1/16 x 5-1/4 Oak Door Header	 1-3/4 x 2-1/4 Poplar Top Cap	 1-1/16 x 5-1/4 Poplar Door Header	 1-5/16 x 2-1/4 Alder Door Header		
 1-1/4 x 5 Fluted Radial Casing 191P Poplar	 1-1/8 x 4-1/2 Sedona Casing 190P Poplar	 3/4 x 5-1/2 8 Flute & Reed Casing (Reversible) 171P Poplar					

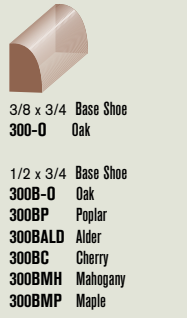
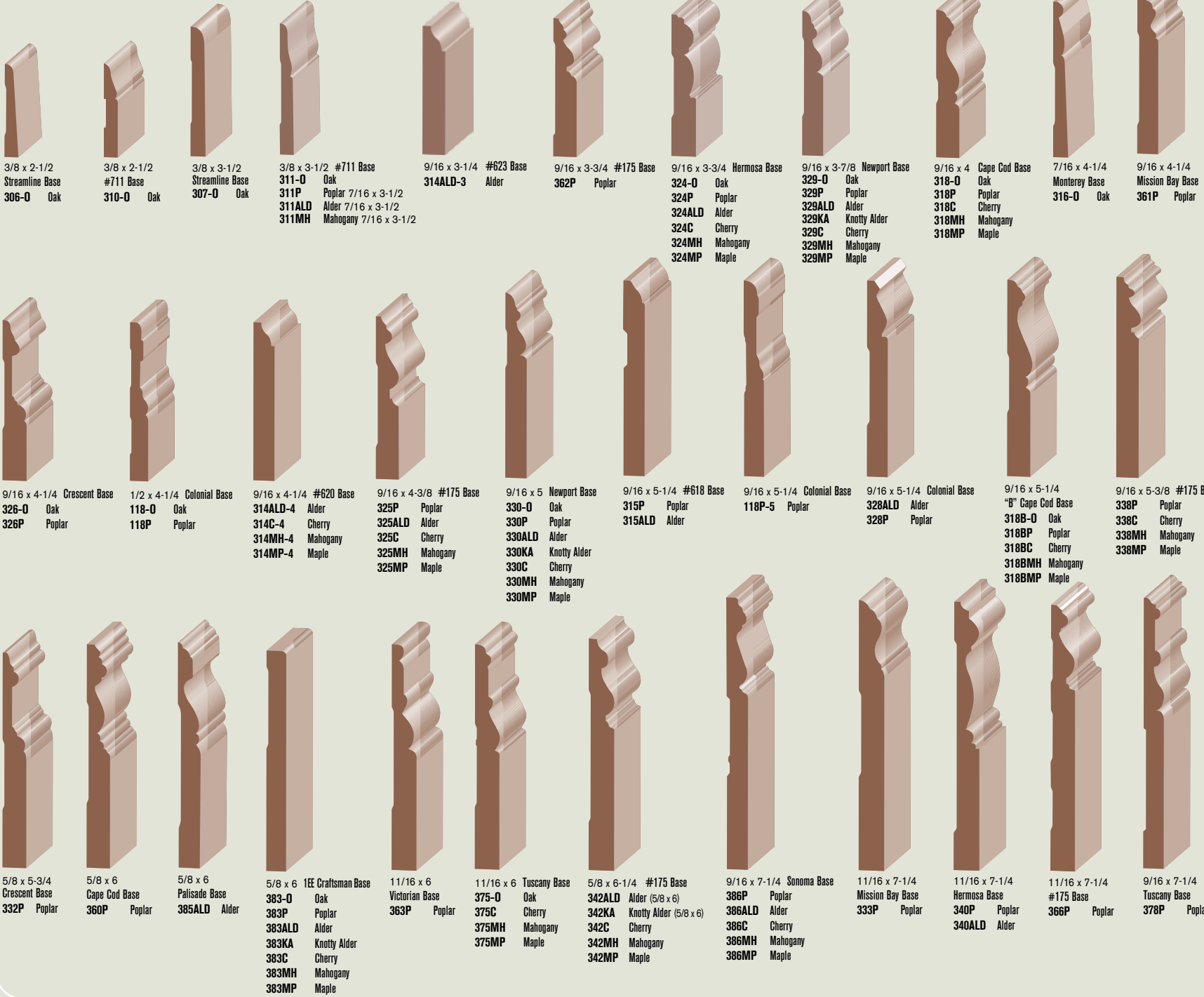
## CROWN

Lengths Available : 6' thru 16'

 1-7/16 x 1-3/4 Cabinet Crown 403P Poplar	 1/2 x 1-5/8 Crown 400-O Oak	 9/16 x 1-7/8 Crown 420ALD Alder	 1/2 x 2-1/4 Crown 401-O Oak	 1/2 x 2-1/4 Colonial Crown 404-O Oak	 1/2 x 2-3/4 Colonial Crown 436-O Oak 436C Cherry 436P Poplar 436MH Mahogany 436ALD Alder 436MP Maple	 1/2 x 3-1/4 Crown 402-O Oak	 1/2 x 3-1/4 Beaded Colonial Crown 405B-O Oak 405BMH Mahogany 405BP Poplar 405BMP Maple 405BC Cherry	 1/2 x 3-1/4 Colonial Crown 405-O Oak 405C Cherry 405P Poplar 405MH Mahogany 405ALD Alder 405MP Maple 405KA Knotty Alder	 11/16 x 3-1/2 Crown CR820P Poplar	 13/16 x 3-3/4 Dentil Crown CM74-O Oak CM74C Cherry CM74P Poplar CM74MH Mahogany CM74ALD Alder CM74MP Maple
 3/4 x 4-1/2 Georgian Crown 412-O Oak 412C Cherry 412P Poplar 412MH Mahogany 412ALD Alder 412MP Maple 412KA Knotty Alder	 5/8 x 4-1/2 Beaded Colonial Crown 406B-O Oak 406BMH Mahogany 406BP Poplar 406BMP Maple 406BC Cherry	 3/4 x 4-1/2 Colonial Crown 406-O Oak 406C Cherry 406P Poplar 406MH Mahogany 406ALD Alder 406MP Maple 406KA Knotty Alder	 13/16 x 4-1/2 Cornice 409-O Oak	 7/8 x 4-5/8 Carolina Crown 423P Poplar 423ALD Alder	 11/16 x 4-3/4 Imperial Crown CR810P Poplar	 3/4 x 5 Dentil Crown CR864P Poplar	 3/4 x 5-1/4 Beaded Colonial Crown 414BP Poplar 414BMH Mahogany 414BALD Alder 414BMP Maple 414BC Cherry	 3/4 x 5-1/4 Colonial Crown 414-O Oak 414C Cherry 414P Poplar 414MH Mahogany 414ALD Alder 414MP Maple 414KA Knotty Alder		
 13/16 x 5-1/4 Madison Crown CO705P Poplar	 11/16 x 5-1/2 Pembroke Crown CR880P Poplar	 11/16 x 5-1/2 Covington Crown CR806P Poplar	 13/16 x 5-1/2 Dentil Crown CM73-O Oak CM73C Cherry CM73P Poplar CM73MH Mahogany CM73ALD Alder CM73MP Maple	 13/16 x 5-1/2 Lancaster Crown CR830P Poplar	 1-1/8 x 6 Cornice 408-O Oak 408MH Mahogany 408P Poplar 408MP Maple 408C Cherry	 3/4 x 6 Crown 410-O Oak 410C Cherry 410P Poplar 410MH Mahogany 410ALD Alder 410MP Maple 410KA Knotty Alder	 11/16 x 6-1/4 Fredericksburg Crown CR841 Poplar	 3/4 x 6-1/2 Colonial Crown 416P Poplar		
 1-1/8 x 6-1/2 Carolina Crown 424P Poplar 424ALD Alder	 7/8 x 6-1/2 Georgian Crown 427-O Oak 427C Cherry 427P Poplar 427MH Mahogany 427ALD Alder 427MP Maple	 13/16 x 7 Dentil Crown CR862-O Oak CR862P Poplar	 13/16 x 7 Bel-Air Crown CR800P Poplar	 3/4 x 7-1/8 Beaded Colonial Crown 417B-O Oak 417BALD Alder 417C Cherry 417BMH Mahogany 417BMP Maple	 3/4 x 7-1/4 Colonial Crown 417P Poplar 417ALD Alder	 1 x 8 Large 410 Crown 450P Poplar 450C Cherry 450MH Mahogany 450MP Maple	 1-5/8 x 9-5/8 Hampton Crown 437P Poplar			


## BASE, SHOE & CORNER

lengths available : 6' thru 16'



## CHAIR RAIL

lengths available : 6' thru 16'

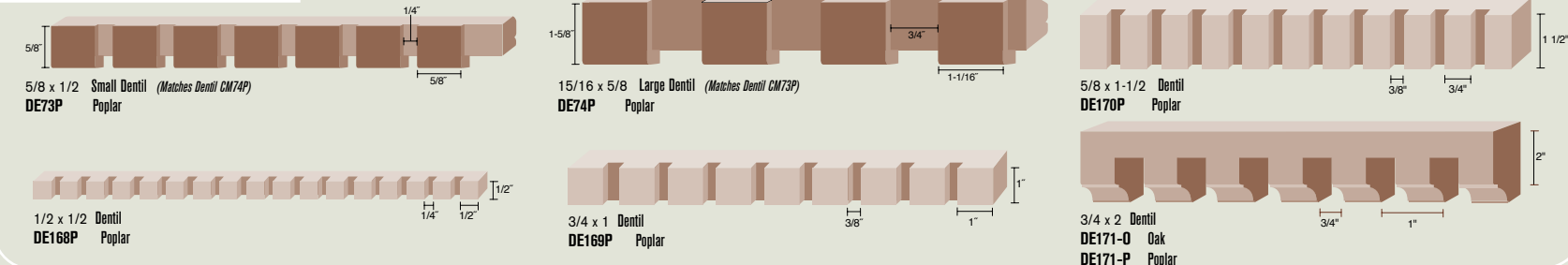


## BASE CAP

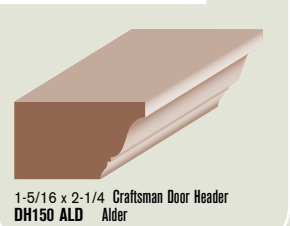


## DENTIL LINEAL

lengths available : 6' thru 16'




## DOOR HEADER



## PANEL MOLDS & CAPS

lengths available : 6' thru 16'



## STOP

lengths available : 3' thru 16'



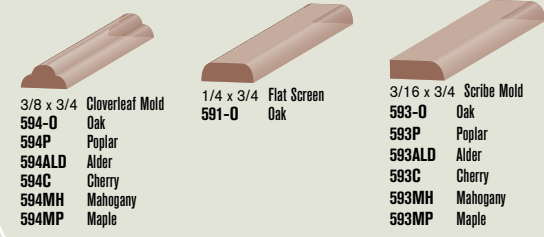
3/8 x 1-1/4 1RE Stop  
202-O Oak  
202P Poplar

1/2 x 1-3/4 Ogee Stop  
210-O Oak  
210P Poplar  
210ALD Alder

1/2 x 1-1/2 1RE Stop  
209-O Oak  
209P Poplar  
209ALD Alder  
209C Cherry  
209MH Mahogany  
209MP Maple

## SCREEN MOLDS

lengths available : 6' thru 16'



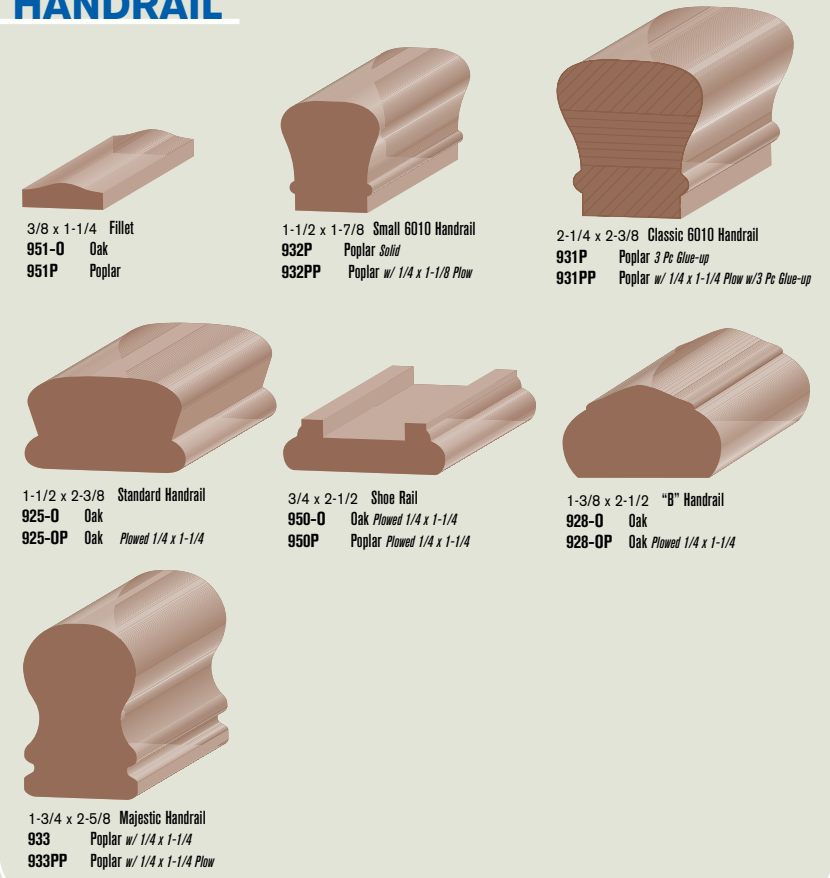
3/8 x 3/4 Cloverleaf Mold  
594-O Oak  
594P Poplar  
594ALD Alder  
594C Cherry  
594MH Mahogany  
594MP Maple

1/4 x 3/4 Flat Screen  
591-O Oak

3/16 x 3/4 Scribe Mold  
593-O Oak  
593P Poplar  
593ALD Alder  
593C Cherry  
593MH Mahogany  
593MP Maple

## HANDRAIL

lengths available : 6' thru 16'



3/8 x 1-1/4 Fillet  
951-O Oak  
951P Poplar

1-1/2 x 1-7/8 Small 6010 Handrail  
932P Poplar Solid  
932PP Poplar w/ 1/4 x 1-1/8 Plow

2-1/4 x 2-3/8 Classic 6010 Handrail  
931P Poplar 3 Pc Blue-up  
931PP Poplar w/ 1/4 x 1-1/4 Plow w/ 3 Pc Blue-up

1-1/2 x 2-3/8 Standard Handrail  
925-O Oak  
925-OP Oak Plowed 1/4 x 1-1/4

3/4 x 2-1/2 Shoe Rail  
950-O Oak Plowed 1/4 x 1-1/4  
950P Poplar Plowed 1/4 x 1-1/4

1-3/8 x 2-1/2 "B" Handrail  
928-O Oak  
928-OP Oak Plowed 1/4 x 1-1/4

1-3/4 x 2-5/8 Majestic Handrail  
933 Poplar w/ 1/4 x 1-1/4  
933PP Poplar w/ 1/4 x 1-1/4 Plow

## ASTRAGAL



3/4 x 1-5/8 Flat Astragal  
660-O Oak  
660P Poplar  
660ALD Alder  
660C Cherry  
660MH Mahogany  
660MP Maple  
[ Lengths Available : 7' thru 16' ]

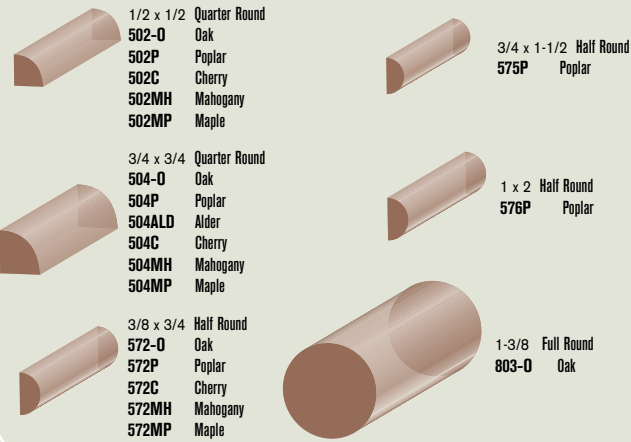
1-3/8 x 2-1/4 T-Astragal  
662-O Oak  
For 1-3/8' Doors  
[ Lengths Available : 7', 8' & 10' ]

T-Astragal For 1-3/4' Doors  
661-O Oak 1-3/8 x 2-1/4  
661ALD Alder 1-1/4 x 2-1/4  
661MH Mahogany 1-1/4 x 2-1/4  
[ Lengths Available : 7', 8' and 10' ]

1-3/8 x 3 T-Astragal w/ Kerf for 1-3/4' Doors  
663-O Oak  
663ALD Alder  
663MH Mahogany  
[ Lengths Available : 7', 8' and 10' ]  
(Q-Lon NOT INCLUDED)

## QUARTER/HALF/FULL ROUNDS

lengths available : 6' thru 16'



1/2 x 1/2 Quarter Round  
502-O Oak  
502P Poplar  
502C Cherry  
502MH Mahogany  
502MP Maple

3/4 x 1-1/2 Half Round  
575P Poplar

3/4 x 3/4 Quarter Round  
504-O Oak  
504P Poplar  
504ALD Alder  
504C Cherry  
504MH Mahogany  
504MP Maple

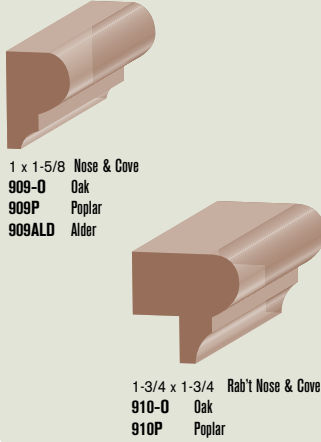
1 x 2 Half Round  
576P Poplar

3/8 x 3/4 Half Round  
572-O Oak  
572P Poplar  
572C Cherry  
572MH Mahogany  
572MP Maple

1-3/8 Full Round  
803-O Oak

## NOSE & COVE

lengths available : 6' thru 16'

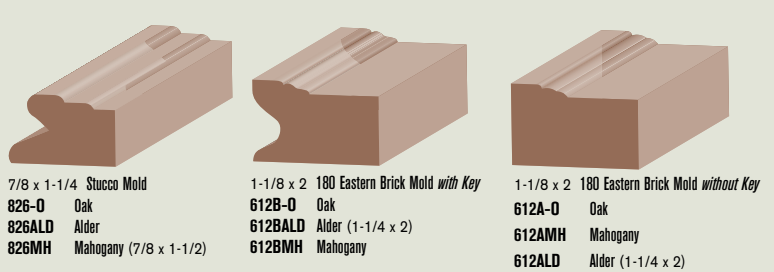


1 x 1-5/8 Nose & Cove  
909-O Oak  
909P Poplar  
909ALD Alder

1-3/4 x 1-3/4 Rab't Nose & Cove  
910-O Oak  
910P Poplar

## EXTERIOR MOLD

lengths available : 6' thru 16'



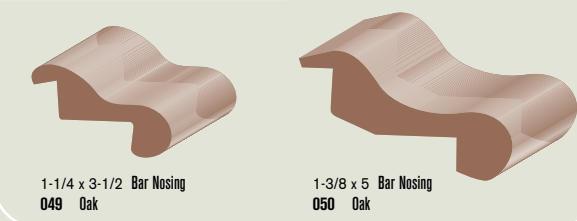
7/8 x 1-1/4 Stucco Mold  
826-O Oak  
826ALD Alder  
826MH Mahogany (7/8 x 1-1/2)

1-1/8 x 2 180 Eastern Brick Mold with Key  
612B-O Oak  
612BALD Alder (1-1/4 x 2)  
612BMH Mahogany

1-1/8 x 2 180 Eastern Brick Mold without Key  
612A-O Oak  
612AMH Mahogany  
612ALD Alder (1-1/4 x 2)

## BAR NOSING

lengths available : 6' thru 16'

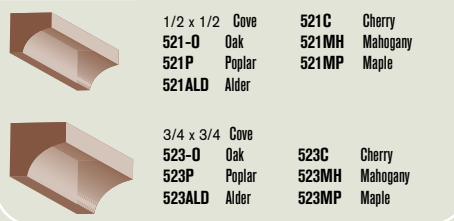


1-1/4 x 3-1/2 Bar Nosing  
049 Oak

1-3/8 x 5 Bar Nosing  
050 Oak

## COVE

lengths available : 6' thru 16'



1/2 x 1/2 Cove  
521-O Oak  
521P Poplar  
521ALD Alder


3/4 x 3/4 Cove  
523-O Oak  
523P Poplar  
523ALD Alder

521C Cherry  
521MH Mahogany  
521MP Maple

523C Cherry  
523MH Mahogany  
523MP Maple

## OS CORNER GUARD

lengths available : 6' thru 16'



3/4 x 3/4 OS Corner  
720-O Oak

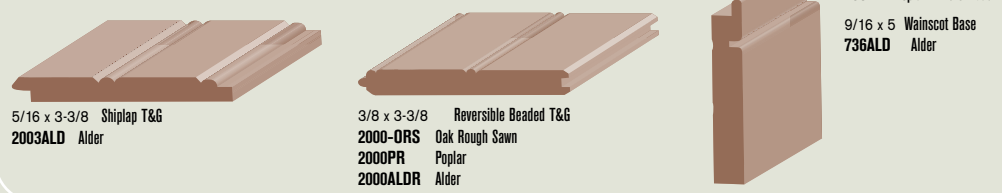
1-1/8 x 1-1/8 Detail OS Corner  
723-O Oak  
723P Poplar  
723C Cherry  
723MH Mahogany  
723MP Maple

1 x 1 OS Corner  
721-O Oak  
721P Poplar  
721ALD Alder

721C Cherry  
721MH Mahogany  
721MP Maple

## T&G WAINSCOT

lengths available : 6' thru 16'



5/16 x 3-3/8 Shiplap T&G  
2003ALD Alder

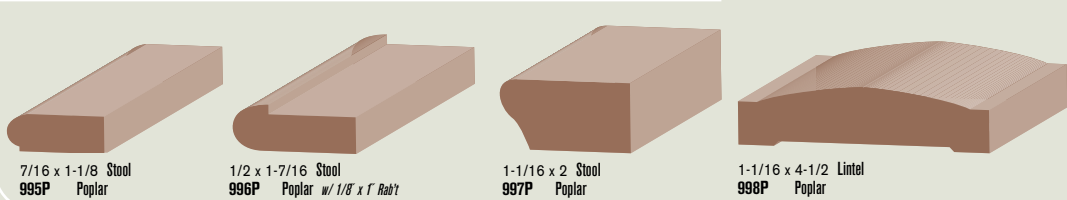
3/8 x 3-3/8 Reversible Beaded T&G  
2000-ORS Oak Rough Sawn  
2000PR Poplar  
2000ALDR Alder

9/16 x 3-1/4 Wainscot Base  
735P Poplar w/ 3/8' Rab't

9/16 x 5 Wainscot Base  
736ALD Alder

## DOOR & WINDOW STOOL & LINTEL

lengths available : 6' thru 16'



7/16 x 1-1/8 Stool  
995P Poplar

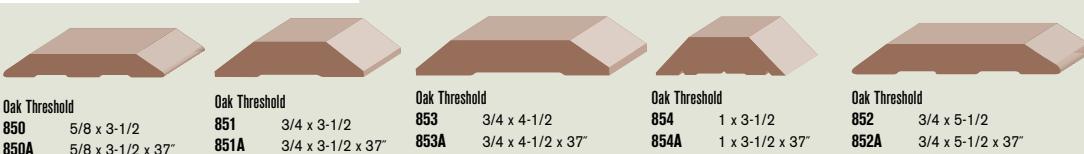
1/2 x 1-7/16 Stool  
996P Poplar w/ 1/8' x 1' Rab't

1-1/16 x 2 Stool  
997P Poplar

1-1/16 x 4-1/2 Lintel  
998P Poplar

## THRESHOLDS

lengths available : 6' thru 16'



Oak Threshold  
850 5/8 x 3-1/2  
850A 5/8 x 3-1/2 x 37"

Oak Threshold  
851 3/4 x 3-1/2  
851A 3/4 x 3-1/2 x 37"

Oak Threshold  
853 3/4 x 4-1/2  
853A 3/4 x 4-1/2 x 37"

Oak Threshold  
854 1 x 3-1/2  
854A 1 x 3-1/2 x 37"

Oak Threshold  
852 3/4 x 5-1/2  
852A 3/4 x 5-1/2 x 37"

## ROPES

lengths available : 8'



Oak Half Round  
HR617-O 3/8"  
HR618-O 1/2"  
HR619-O 11/16"  
HR618-0 1/2"  
HR619-0 3/4"  
HR620-0 1"  
HR621-0 1-3/16"  
HR622-0 1-3/8"  
HR623-0 1-1/2"  
HR624-0 1-3/4"  
HR623-O 1-1/2"  
HR624-O 1-3/4"

Poplar Half Round  
HR617P 3/8"  
HR618P 1/2"  
HR619P 11/16"  
HR620P 1"  
HR621P 1-3/16"  
HR622P 1-3/8"  
HR623P 1-1/2"  
HR624P 1-3/4"

Cherry Half Round  
HR617C 3/8"  
HR618C 1/2"  
HR619C 11/16"  
HR620C 1"  
HR621C 1-3/16"  
HR622C 1-3/8"  
HR623C 1-1/2"  
HR624C 1-3/4"

Maple Half Round  
HR618MP 1/2"  
HR619MP 11/16"  
HR620MP 1"  
HR621MP 1-3/16"  
HR622MP 1-3/8"  
HR623MP 1-1/2"  
HR624MP 1-3/4"

Alder Half Round  
HR618ALD 1/2"  
HR619ALD 11/16"  
HR620ALD 1"  
HR621ALD 1-3/16"  
HR622ALD 1-3/8"  
HR623ALD 1-1/2"  
HR624ALD 1-3/4"

## S4S

lengths available : 6' thru 16'



Oak  
713-O 3/4 x 1-1/2 (1x2)  
715-O 3/4 x 3-1/2 (1x4)  
750-O 3/4 x 5-1/2 (1x6)  
751-O 3/4 x 7-1/4 (1x8)  
752-O 3/4 x 9-1/4 (1x10)  
753-O 3/4 x 11-1/4 (1x12)

Alder (10' & shorter)  
715ALD 3/4 x 3-1/2 (1x4)  
750ALD 3/4 x 5-1/2 (1x6)  
751ALD 3/4 x 7-1/4 (1x8)  
752ALD 3/4 x 9-1/4 (1x10)

Mahogany  
715MH 3/4 x 3-1/2 (1x4)  
750MH 3/4 x 5-1/2 (1x6)  
751MH 3/4 x 7-1/4 (1x8)  
752MH 3/4 x 9-1/4 (1x10)  
753MH 3/4 x 11-1/4 (1x12)

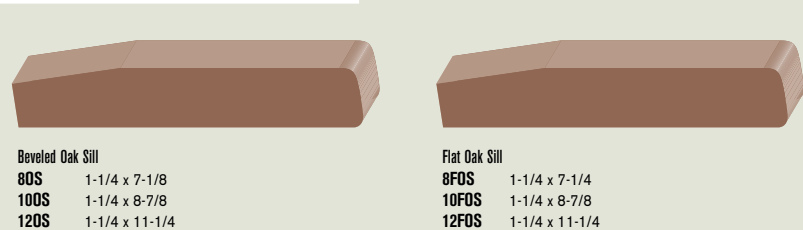
Poplar  
713-P 3/4 x 1-1/2 (1x2)  
715-P 3/4 x 3-1/2 (1x4)  
750-P 3/4 x 5-1/2 (1x6)  
751-P 3/4 x 7-1/4 (1x8)  
752-P 3/4 x 9-1/4 (1x10)  
753-P 3/4 x 11-1/4 (1x12)

Cherry  
715C 3/4 x 3-1/2 (1x4)  
750C 3/4 x 5-1/2 (1x6)  
751C 3/4 x 7-1/4 (1x8)  
752C 3/4 x 9-1/4 (1x10)

Maple  
715MP 3/4 x 3-1/2 (1x4)  
750MP 3/4 x 5-1/2 (1x6)  
751MP 3/4 x 7-1/4 (1x8)  
752MP 3/4 x 9-1/4 (1x10)

## EXTERIOR SILLS

lengths available : 6' thru 16'



Beveled Oak Sill  
80S 1-1/4 x 7-1/8  
100S 1-1/4 x 8-7/8  
120S 1-1/4 x 11-1/4

Flat Oak Sill  
8FOS 1-1/4 x 7-1/4  
10FOS 1-1/4 x 8-7/8  
12FOS 1-1/4 x 11-1/4



EL & EL Wood Products

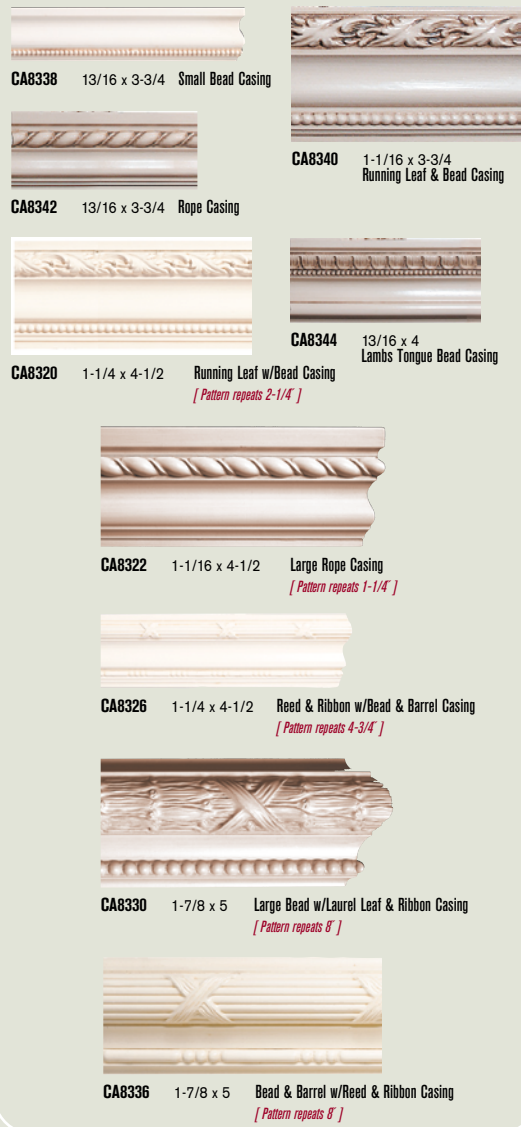
Millwork that creates distinction.™



# High Relief Mouldings

< Flexible moulding available for all profiles >


## CASING



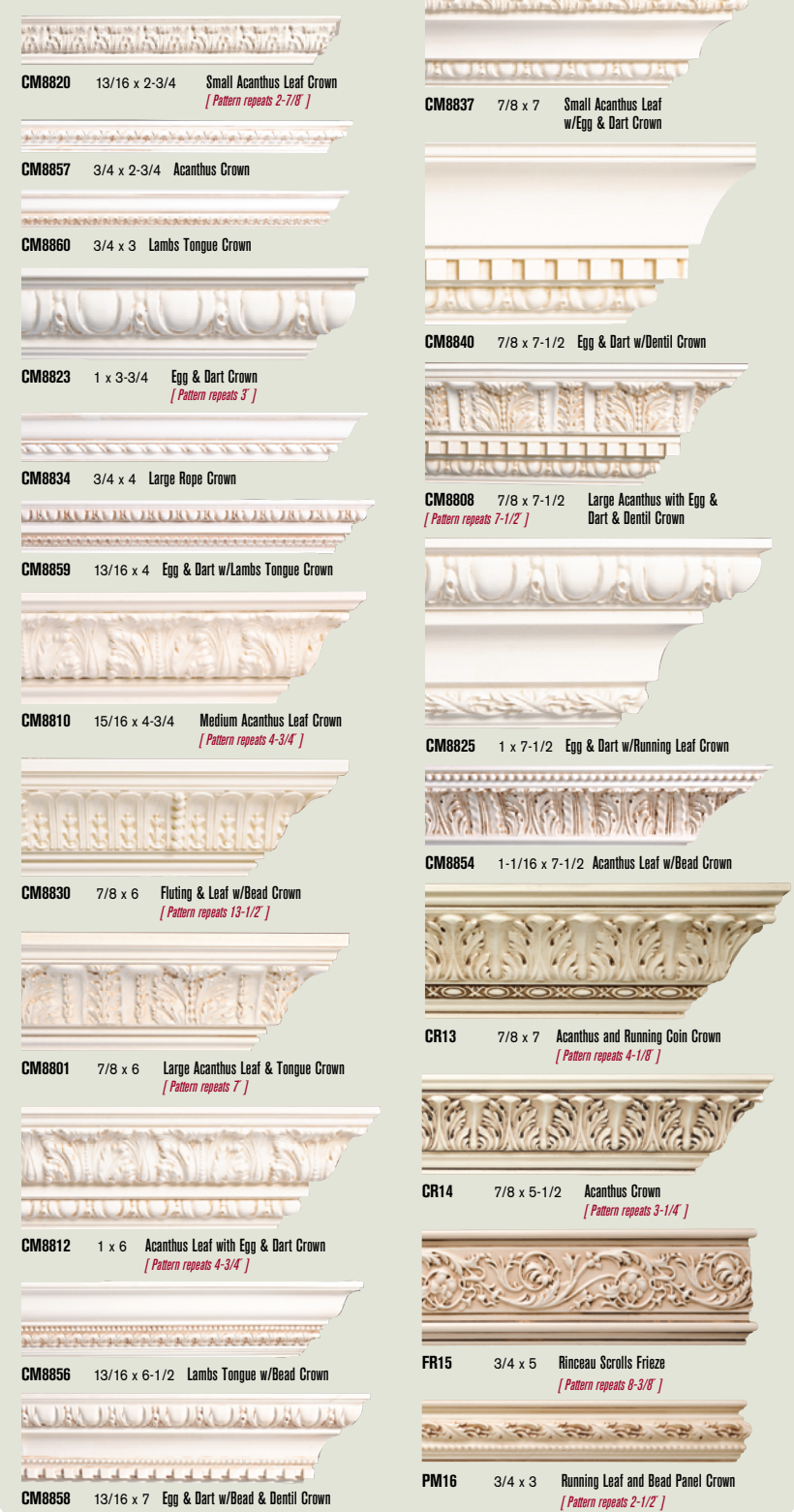
## BACK BANDS



## FRIEZES




## CROWN MOULD



## BASE



## PANEL MOULD





# Embossed Poplar

< Flexible Leaf moulding available for all profiles >

lengths available : mixed length bundles 3' thru 16'

## CASING







 <b>CA33</b> 13/16 x 3-1/4 Bead & Barrel on Thin Edge	 <b>CA31</b> 13/16 x 4 Acanthus Leaf w/Bead & Barrel Casing
 <b>CA36</b> 13/16 x 3-1/4 Bead & Barrel on Thick Edge Casing <b>CA36-O</b> Oak Casing	 <b>CA37</b> 1-1/16 x 4 Lambs Tongue w/Rope Casing
 <b>CA39</b> 13/16 x 3-1/2 Egg & Dart w/Bead & Barrel Casing	 <b>CA38</b> 1-1/4 x 4 Egg & Dart w/Rope Casing
 <b>CA30</b> 13/16 x 3-3/4 Rope Casing	 Leaf & Reed w/Bead Casing <b>CA40</b> 1-1/4 x 4 <b>CA41</b> 13/16 x 3-1/4 <b>CA452</b> 1-3/16 x 3 <b>CA453</b> 1-1/4 x 3-3/4

[ Lengths Available : 8' only ]

 <b>HC234</b> 1-1/2 x 3-7/8 x 94-1/2 Beaded Casing [Handcarved]	 <b>HC237</b> 1-1/4 x 3 x 94-1/2 Beaded Casing [Handcarved]
---	--

lengths available : mixed length bundles 3' thru 16'

## BASE

 <b>BA43</b> 3/4 x 5-1/2 Egg & Dart & Bead & Barrel Base
 <b>BA46</b> 11/16 x 5-1/2 Bead & Barrel Base <b>BA46-O</b> Oak
 <b>BA42</b> 3/4 x 7 Rope Base
 <b>BA44</b> 3/4 x 6 Rope Base w/ <b>PM22 PL</b> = 3/4 x 7-3/4
 <b>PM22PL</b> 11/16 x 1-3/4 Bead & Barrel Base Panel Cap [ Lips 1/4 ]
 <b>BA47</b> 3/4 x 5-1/2 <b>BA449</b> 3/4 x 5 Leaf & Reed Base Leaf & Reed Base

lengths available : mixed length bundles 3' thru 16'

## BACK BANDS

 <b>BB15</b> 1-1/2 x 1-3/8 Coin [ Lips 13/16 ]
 <b>BB16</b> 1-3/4 x 1-1/4 Lambs Tongue [ Lips 13/16 ]
 <b>BB17</b> 1-3/4 x 2-1/2 Egg & Dart w/Bead & Barrel [ Lips 13/16 ]
 <b>BB18</b> 1-5/8 x 1-1/4 Leaf [ Lips 13/16 ]
 <b>CR68</b> 1-3/4 x 2-1/2 Rope w/Rabbit Chair Rail [ Lips 13/16 ]














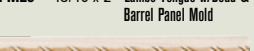
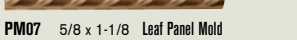

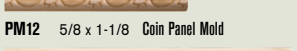







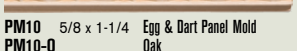


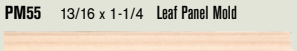
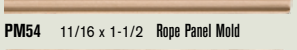

lengths available : mixed length bundles 3' thru 16'

## LINEAL MOLDS

 <b>LM90</b> 1-1/16 x 3-1/2 Grape Leaf Lineal
 <b>LM91</b> 1-1/16 x 3-1/2 Fluting w/ Leaf Lineal
 <b>LM92</b> 1-1/16 x 3-1/2 Greek Key Lineal
 <b>LM93</b> 1-1/16 x 3-1/2 Cathedral Lineal













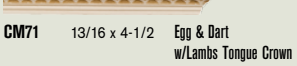






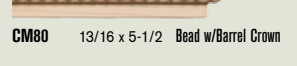



lengths available: mixed length bundles 3' thru 16'

## PANEL MOLD


 <b>PM11</b> 7/16 x 5/8 Rope Panel Mold	 <b>PM22</b> 11/16 x 1-3/4 Bead & Barrel Panel Mold
 <b>PM74</b> 3/8 x 1/2 Bead & Barrel Panel Mold	 <b>PM22PL</b> 11/16 x 1-3/4 Bead & Barrel Panel Mold [ 1/4" Lip Panel Cap ]
 <b>PM59</b> 5/8 x 3/4 Bead & Barrel Panel Mold	 <b>PM71</b> 3/4 x 1-3/4 Leaf & Reed Panel Mold
 <b>PM56</b> 1/2 x 7/8 Reed w/Ribbon Panel Mold	 <b>PM52</b> 13/16 x 1-3/4 Coin Panel Mold
 <b>PM14</b> 1/2 x 1 Bead w/Barrel Panel Mold Oak	 <b>PM20</b> 13/16 x 2 Lambs Tongue w/Bead & Barrel Panel Mold
 <b>PM73</b> 5/8 x 1 Egg & Dart Panel Mold	 <b>PM23</b> 3/4 x 2 Coin w/Rope Panel Mold
 <b>PM58</b> 5/8 x 1 Bead & Barrel Panel Mold	 <b>PM24</b> 3/4 x 2 Bead w/Bead & Barrel Panel Mold
 <b>PM07</b> 5/8 x 1-1/8 Leaf Panel Mold	 <b>PM27</b> 3/4 x 2 Rope Panel Mold
 <b>PM12</b> 5/8 x 1-1/8 Coin Panel Mold	 <b>PM26</b> 1-1/16 x 2-1/8 Rope Panel Mold
 <b>PM57</b> 5/8 x 1-1/4 Rope Panel Mold	 <b>PM70</b> 3/4 x 2-3/8 Rope Panel Mold [ Lips 1/2-3/4 ]
 <b>PM08</b> 5/8 x 1-1/4 Grape Leaf Panel Mold	 <b>PM25</b> 1 x 2-1/2 Leaf w/Bead & Barrel Panel Mold
 <b>PM09</b> 5/8 x 1-1/4 Leafy Scroll Panel Mold	 <b>PM55</b> 13/16 x 1-1/4 Leaf Panel Mold
 <b>PM10</b> 5/8 x 1-1/4 Egg & Dart Panel Mold Oak	 <b>PM72</b> 11/16 x 1-5/8 Egg & Dart w/Bead & Barrel Panel Mold
 <b>PM50</b> 3/4 x 1-1/4 Lambs Tongue Panel Mold	 <b>PM54</b> 11/16 x 1-1/2 Rope Panel Mold
 <b>PM75</b> 11/16 x 1-5/8 Egg & Dart w/Bead & Barrel Panel Mold	 <b>PM595</b> 5/8 x 3/4 Mon Reale Freize Cap

## CORNICE MOLD

lengths available : mixed length bundles 3' thru 16'





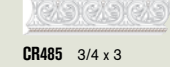





 <b>CM89</b> 3/4 x 2-3/4 Egg & Dart Crown <b>CM89-O</b> Oak	 <b>CM69</b> 3/4 x 2-3/4 Egg & Dart Rope Crown	 <b>CM88</b> 3/4 x 2-3/4 Rope Crown	 <b>CM91</b> 3/4 x 3 Bead Crown
 <b>CM72</b> 13/16 x 3-3/4 Egg & Dart Crown <b>CM72-O</b> Oak	 <b>CM85</b> 13/16 x 3-3/4 Beaded Crown	 <b>CM77</b> 13/16 x 4 Acanthus Leaf w/Bead & Barrel Crown	 <b>CM70</b> 13/16 x 4-3/8 Large & Small Barrel Crown
 <b>CM71</b> 13/16 x 4-1/2 Egg & Dart w/Lambs Tongue Crown	 <b>CM469</b> 7/8 x 4-9/16 Rope w/Bellflower Crown	 <b>CM449</b> 7/8 x 4-3/4 Rope w/Acanthus Bell Crown	 <b>CM473</b> 1-1/16 x 4-5/8 Leaf & Reed w/Bead Crown
 <b>CM81</b> 1-1/16 x 4-3/4 Lambs Tongue Crown	 <b>CM87</b> 3/4 x 5 Rope w/Dentil Crown	 <b>CM75</b> 13/16 x 5-3/16 Bead w/Dentil Crown	 <b>CM80</b> 13/16 x 5-1/2 Bead w/Barrel Crown
 <b>CM90</b> 13/16 x 5-1/2 Leaf & Reed w/Bead Crown	 <b>CM83</b> 13/16 x 5-1/2 Egg & Dart w/Lambs Tongue Crown	 <b>CM76</b> 13/16 x 5-1/2 Acanthus Leaf w/Bead & Barrel Crown	 <b>CM82</b> 1-1/16 x 5-7/8 Lambs Tongue w/Rope & Coin Crown
 <b>CM84</b> 13/16 x 6-1/4 Bead w/Lambs Tongue Crown	 <b>CM83-O</b> 13/16 x 5-1/2 Oak Egg & Dart w/Lambs Tongue Crown	 <b>CM86</b> 13/16 x 7 Dentil w/Lambs Tongue Crown	

## HALF ROUND

 <b>HR488</b> 5/16 x 1-1/16 Leaf & Reed Half Round
---










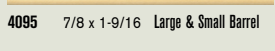




## CHAIR RAIL

lengths available : mixed length bundles 3' thru 16'

 <b>CR61</b> 13/16 x 2-1/2 Barrel Chair Rail	 <b>CR69</b> 1-1/8 x 2-1/4 Dentil w/Rope Chair Rail	 <b>CR65</b> 13/16 x 2-1/2 Egg & Dart Chair Rail / Panel Cap <b>CR65-O</b> Oak	 <b>CR67</b> 13/16 x 2-1/8 Dentil Chair Rail <b>CR67-O</b> Oak	 <b>CR485</b> 3/4 x 3 Acanthus w/Rope Chair Rail
 <b>CR478</b> 7/8 x 3-1/2 Pineapple w/Pearls Chair Rail	 <b>CR64</b> 11/16 x 3 Leaf w/Bead & Barrel Chair Rail	 <b>CR457</b> 11/16 x 3-1/4 Leaf & Reed w/Bead Chair Rail	 <b>CR63</b> 1-1/16 x 3-1/4 Coin w/Bead & Barrel Chair Rail	 <b>CR66</b> 1 x 3-1/2 Reed & Ribbon Chair Rail


sold in 94" pcs. only

## DECORATIVE MOULDING

 <b>4184</b> 11/16 x 5/16 Decorative Barrel	 <b>4278</b> 5/16 x 1-1/4 Floral
 <b>4053</b> 3/16 x 3/8 Colonial Trim Moulding	 <b>4589</b> 3/8 x 1-1/4 Colonial Moulding
 <b>4040</b> 1/4 x 7/16 Colonial Moulding	 <b>4279</b> 1/2 x 1-5/16 Bead & Barrel
 <b>4311</b> 7/32 x 1-1/32 Rope	 <b>4095</b> 7/8 x 1-9/16 Large & Small Barrel
 <b>4478</b> 7/32 x 1-1/16 Navajo	 <b>4002</b> 7/8 x 1-7/8 Egg & Dart
 <b>4265</b> 7/32 x 1 Ivy Leaf	 <b>4681</b> 9/16 x 1-1/32 Egg & Dart
 <b>4277</b> 11/32 x 1-3/16 Dentil	 <b>4276</b> 5/16 x 1-7/8 Decorative Egg

sold in 94" pcs. only

## BORDERS

 <b>4280</b> 11/32 x 1-3/4 Ivy Leaf	 <b>4275</b> 11/32 x 2-1/2 Basketweave
 <b>4474</b> 5/16 x 1-3/4 Navajo	 <b>4986</b> 11/32 x 2-1/2 Rose Vine
 <b>4988</b> 11/32 x 2-1/2 Palm Leaf	