




EL & EL Wood Products  
**SIMPSON® IN-STOCK WOOD DOORS**




*Millwork that creates distinction.™*

# Craftsman Collection

Douglas Fir, 1-3/4" thick, doors 3'0" x 6'8" with 3/4" FP, sidelights 1'2" x 6'8 1/2", unless otherwise noted  
Doors come with UltraBlock® technology – 5-year warranty




**6811** N S  
3/4" Clear IG



**6951 | Four Square®** N S  
3/4" Black IG




**6831 | Holbrook™** N S  
3/4" Silver IG




**6851 | Solano®** N S  
3/4" Black IG




**6801** N S  
3/4" Clear IG



**6961 | Four Square® II** N S  
3/4" Black IG




**6821 | Holbrook™ II** N S  
3/4" Silver IG




**6841 | Solano® II** N S  
3/4" Black IG



**6861** N S  
3/4" Clear IG




**6971 | Four Square® III** N S  
3/4" Black IG



**6871 | Holbrook™ III** N S  
3/4" Silver IG




**6881 | Solano® III** N S  
3/4" Black IG



**36812** N S  
3/4" Clear IG



**36832 | Cortez™** N S  
3/4" Silver IG



**36852 | Avondale®** N S  
3/4" Black IG



**36802** N S  
3/4" Clear IG




**36822 | Cortez™ II** N S  
3/4" Silver IG




**36842 | Avondale® II** N S  
3/4" Black IG




# Craftsman Collection (continued)



**36862**   
3/4" Clear IG




**36872 | Cortez™ III**   
3/4" Silver IG



**36882 | Avondale™ III**   
3/4" Black IG




**36813**   
3/4" Clear IG



**36833 | Torrance™**   
3/4" Silver IG



**36853 | Valencia™**   
3/4" Black IG



**36803**   
3/4" Clear IG



**36823 | Torrance™ II**   
3/4" Silver IG



**36843 | Valencia™ II**   
3/4" Black IG




**36863**   
3/4" Clear IG




**36873 | Torrance™ III**   
3/4" Silver IG




**36883 | Valencia™ III**   
3/4" Black IG




**6801 | w/ Angled Mutt**   
3/4" Clear IG



**6961 | Four Square™ II  
w/ Angled Mutt**   
3/4" Black IG



**6821 | Holbrook™ II  
w/ Angled Mutt**   
3/4" Silver IG



**6841 | Solano™ II  
w/ Angled Mutt**   
3/4" Black IG



**36802 | w/ Angled Mutt**   
3/4" Clear IG



**36822 | Cortez™ II  
w/ Angled Mutt**   
3/4" Silver IG

IG = Insulated Glazing  
SG = Single Glazing  
RP = Double Hip-Raised Panel  
FP = Flat Panel




**EL & EL Wood Products**  
ELandELWoodProducts.com


# Craftsman Collection (continued)



**36842 | Avondale™ II  
w/ Angled Mutt** N S  
3/4" Black IG



**36803 | w/ Angled Mutt** N S  
3/4" Clear IG




**36823 | Torrance™ II  
w/ Angled Mutt** N S  
3/4" Silver IG



**36843 | Valencia™ II  
w/ Angled Mutt** N S  
3/4" Black IG




**6801 |  
w/ Arched Rail** O  
3/4" Clear IG




**6861 | Four Square™ II  
w/ Arched Rail** O  
3/4" Clear IG




**6821 | Holbrook™ II  
w/ Arched Rail** O  
3/4" Silver IG




**6841 | Solano™ II  
w/ Arched Rail** O  
3/4" Black IG



**36802 |  
w/ Arched Rail** O  
3/4" Clear IG



**36822 | Cortez™ II  
w/ Arched Rail** O  
3/4" Silver IG



**36842 | Avondale™ II  
w/ Arched Rail** O  
3/4" Black IG



**36803 |  
w/ Arched Rail** O  
3/4" Clear IG



**9540 | Dentil Shelf** N S




**9541 | Dentil Shelf** N S



**9510 | Sidelight Dentil Shelf** N S



**36823 | Torrance™ II  
w/ Arched Rail** O  
3/4" Silver IG



**36843 | Valencia™  
w/ Arched Rail** O  
3/4" Black IG



**6175** N S  
3/4" Clear IG



**7701** N S  
3/4" Clear IG  
Available widths  
10", 12", 16"



**6174** N S  
3/4" Black IG



**6171** N S  
3/4" Black IG



**6173** N S  
3/4" Silver IG



**6172** N S  
3/4" Silver IG



**6179** N S  
3/4" Black IG



**6176** N S  
3/4" Black IG

# Mastermark® Collection

Douglas Fir, 1-3/4" thick, doors 3'0" x 6'8" with 1-7/16" Innerbond® RP, sidelights 1'2" x 6'8½", unless otherwise noted  
Doors come with UltraBlock® technology – 5-year warranty



**6422 | Terrace Ridge®** N S  
3/4" Black IG




**6423** N S  
3/4" Black IG



**6490 | Santa Fe I** N S  
3/4" Wrought Iron IG




**6493** N S  
3/4" Wrought Iron IG



**4608 | Queen Anne®** N S  
3/4" Black IG



**4609** N S  
3/4" Black IG



**4302 | Empress Alexandra** N  
1-1/4" Innerbond® RP, 3/4" Black IG



**4322** N  
3/4" Black IG

# Bungalow Series®

Douglas Fir, 1-3/4" thick, doors 3'0" x 6'8", sidelights 1'2" x 6'8½"  
Doors come with UltraBlock® technology – 5-year warranty



**4041 | Tudor II** N S  
1-1/4" Innerbond® RP with operable speaking port




**7598 | Bellaire®** N S  
3/4" Beveled IG




**7599** N S  
3/4" Beveled IG



**7218** N S  
3/4" IG



**7228** N S  
3/4" IG



**7244** S  
3/4" IG



**7219** N S  
3/4" IG

# Builder's Advantage®

Douglas Fir, 1-3/4" thick, doors 3'0" x 6'8" with 3/4" FP, sidelights 1'2" x 6'8½"  
Doors come with UltraBlock® technology – 5-year warranty



**6356 | Greenwich®** N S  
3/4" Black IG




**6316 | Scarborough®** N S  
3/4" Black IG



**6326 | Plymouth®** N  
3/4" Black IG



**6366 | Portsmouth®** N S  
3/4" Black IG



**6347** N S  
3/4" Black IG

IG = Insulated Glazing  
SG = Single Glazing  
RP = Double Hip-Raised Panel  
FP = Flat Panel



**EL & EL Wood Products**  
ELandELWoodProducts.com



# Exterior French & Sash Doors

Douglas Fir, 1-3/4" thick, doors 3'0" x 6'8", sidelights 1'2" x 6'8 1/2", unless otherwise noted



<b>7044</b> <span style="background-color: #d3d3d3; padding: 2px;">N</span> <span style="background-color: #d3d3d3; padding: 2px;">S</span>	<b>7702</b> <span style="background-color: #d3d3d3; padding: 2px;">N</span> <span style="background-color: #d3d3d3; padding: 2px;">S</span>	<b>7944</b> <span style="background-color: #d3d3d3; padding: 2px;">N</span> <span style="background-color: #d3d3d3; padding: 2px;">S</span>	<b>7703</b> <span style="background-color: #d3d3d3; padding: 2px;">N</span> <span style="background-color: #d3d3d3; padding: 2px;">S</span>	<b>7044   Dutch</b> <span style="background-color: #d3d3d3; padding: 2px;">N</span> <span style="background-color: #d3d3d3; padding: 2px;">S</span>	<b>7944   Dutch</b> <span style="background-color: #d3d3d3; padding: 2px;">N</span> <span style="background-color: #d3d3d3; padding: 2px;">S</span>	<b>7031   Dutch</b> <span style="background-color: #d3d3d3; padding: 2px;">N</span> <span style="background-color: #d3d3d3; padding: 2px;">S</span>	<b>7444   Dutch</b> <span style="background-color: #d3d3d3; padding: 2px;">S</span>
1-7/16" Innerbond® RP, 3/4" IG, Available widths: 2'6", 2'8", 3'0"	1-7/16" Innerbond® RP, 3/4" IG	1-7/16" Innerbond® RP, 3/4" IG, Available widths: 2'6", 2'8", 3'0"	1-7/16" Innerbond® RP, 3/4" IG	1-7/16" Innerbond® RP, 3/4" IG, Available widths: 2'6", 2'8", 3'0"	1-7/16" Innerbond® RP, 3/4" IG, Available widths: 2'6", 2'8", 3'0"	1-7/16" Innerbond® RP, 3/4" IG, Available widths: 2'6", 2'8", 3'0"	1-7/16" Innerbond® RP, 3/4" IG, Available widths: 2'6", 2'8", 3'0"



<b>7035   Dutch</b> <span style="background-color: #d3d3d3; padding: 2px;">S</span>	<b>7662</b> <span style="background-color: #d3d3d3; padding: 2px;">N</span> <span style="background-color: #d3d3d3; padding: 2px;">S</span>	<b>7663</b> <span style="background-color: #d3d3d3; padding: 2px;">N</span> <span style="background-color: #d3d3d3; padding: 2px;">S</span>	<b>7662   Shaker</b> <span style="background-color: #d3d3d3; padding: 2px;">N</span> <span style="background-color: #d3d3d3; padding: 2px;">S</span>	<b>7663   Shaker</b> <span style="background-color: #d3d3d3; padding: 2px;">S</span>	<b>7860</b> <span style="background-color: #d3d3d3; padding: 2px;">N</span> <span style="background-color: #d3d3d3; padding: 2px;">S</span>	<b>7260</b> <span style="background-color: #d3d3d3; padding: 2px;">N</span> <span style="background-color: #d3d3d3; padding: 2px;">S</span>	<b>144</b> <span style="background-color: #d3d3d3; padding: 2px;">S</span>	<b>444</b> <span style="background-color: #d3d3d3; padding: 2px;">S</span>
1-7/16" Innerbond® RP, 3/4" IG, Available widths: 2'6", 2'8", 3'0"	1-7/16" Innerbond® RP, 3/4" IG	1-7/16" Innerbond® RP, 3/4" IG	3/4" FP, 3/4" IG	3/4" FP, 3/4" IG	1-7/16" Innerbond® RP, 3/4" IG	1-7/16" Innerbond® RP, 3/4" IG	3/4" RP, 1/8" SG, Available widths: 2'6", 2'8", 3'0"	3/4" RP, 1/8" SG, Available widths: 2'6", 2'8", 3'0"



<b>644</b> <span style="background-color: #d3d3d3; padding: 2px;">S</span>	<b>944</b> <span style="background-color: #d3d3d3; padding: 2px;">S</span>	<b>2035</b> <span style="background-color: #d3d3d3; padding: 2px;">S</span>	<b>1662</b> <span style="background-color: #d3d3d3; padding: 2px;">S</span>	<b>1664</b> <span style="background-color: #d3d3d3; padding: 2px;">S</span>	<b>2182</b> <span style="background-color: #d3d3d3; padding: 2px;">S</span>	<b>2184</b> <span style="background-color: #d3d3d3; padding: 2px;">N</span> <span style="background-color: #d3d3d3; padding: 2px;">S</span>
3/4" RP, 1/8" SG, Available widths: 2'6", 2'8", 3'0"	3/4" RP, 1/8" SG, Available widths: 2'6", 2'8", 3'0"	3/4" RP, 1/8" SG, Available widths: 2'6", 2'8", 3'0"	3/4" RP, 1/8" SG	3/4" RP, 1/8" SG	1/8" SG with Combo Screen, Available widths: 2'6", 2'8", 3'0"	1/8" SG with Combo Screen, Available widths: 2'6", 2'8", 3'0"
					1-3/8" Door in: 2'6" & 2'8" <span style="background-color: #d3d3d3; padding: 2px;">S</span>	1-3/8" Door in: 2'6" & 2'8" <span style="background-color: #d3d3d3; padding: 2px;">S</span>

# Exterior French & Sash Doors (continued)



**1501**

1/8" SG and Open, Available widths: 2'0" - 3'0"

**1701**

1/8" SG, Available widths: 1'0", 1'2", 1'6"



**7002**

3/4" IG with UltraBlock® Technology, Available widths: 2'6", 2'8", 3'0"



**7002**

3/4" IG with Low-E and UltraBlock® Technology, Available widths: 2'0" - 3'0"

**7701**

3/4" IG, Available widths: 1'0", 1'2", 1'6"



**7037**

3/4" IG Available heights: 6'8", 7'0"




**1501 | 8'0"**

1/8" SG and Open, Available widths: 2'0" - 3'0"

**1701 | 8'0"**

1/8" SG



**7002 | 8'0"**

3/4" IG, Available widths: 2'6", 3'0"

**7701 | 8'0"**

3/4" IG



**7109**

3/4" IG with Low-E, Available widths: 2'6", 2'8", 3'0"

**7709**

3/4" IG with Low-E

3/4" IG

3/4" IG




**1510**

1/8" SG, Available widths: 2'0" - 3'0"


**1705**

1/8" SG, Available widths: 1'0", 1'2", 1'6"



**7105**

3/4" IG, Available widths: 2'6", 3'0"



**7010**

3/4" IG with UltraBlock® Technology, Available widths: 2'0", 2'6", 2'8", 3'0"



**7015**

3/4" IG with UltraBlock® Technology, Available widths: 2'6", 2'8", 3'0"

**7705**


3/4" IG, Available widths: 1'2", 1'6"

IG = Insulated Glazing  
 SG = Single Glazing  
 RP = Double Hip-Raised Panel  
 FP = Flat Panel




**EL & EL Wood Products**  
[ELandELWoodProducts.com](http://ELandELWoodProducts.com)

# Exterior French & Sash Doors With WaterBarrier® and UltraBlock® Technologies – 5-year warranty, no building overhang required.



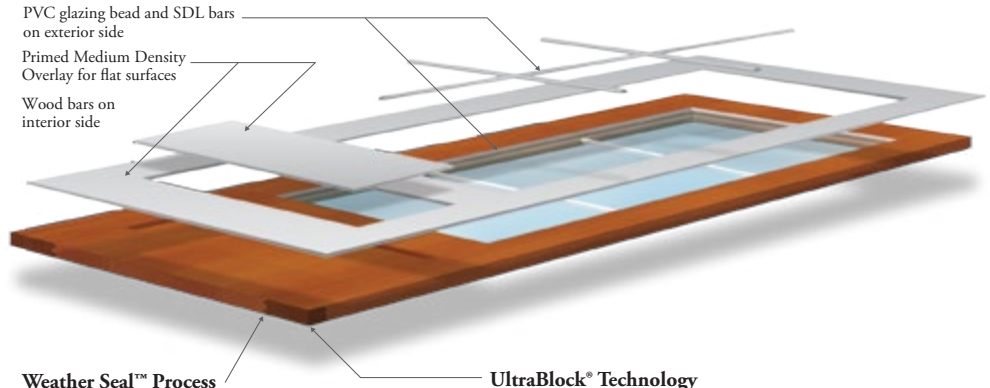
**7002WB** N S  
 WaterBarrier® Technology,  
 3/4" IG with Low-E, Available  
 widths: 2'0"-3'0"



**37010WB** N S  
 WaterBarrier Technology,  
 3/4" IG with Low-E, Available widths:  
 2'6", 2'8", 3'0"

## WaterBarrier® Technology (Patent Pending)

PVC glazing bead and SDL bars  
 on exterior side  
 Primed Medium Density  
 Overlay for flat surfaces  
 Wood bars on  
 interior side



## Weather Seal™ Process

Entire stile-and-rail joints coated and bonded to  
 decrease the possibility of water infiltration


## UltraBlock® Technology

Composite block material finger-jointed  
 into the bottom of the stiles


# Traditional Collection Douglas Fir, 1-3/4" thick, doors 3'0" x 6'8", unless otherwise noted




**7130** N S  
 1-7/16" Innerbond® RP  
**2130** S  
 3/4" RP Available widths:  
 2'6", 2'8", 3'0"




**7132** N S  
 1-7/16" Innerbond® RP, 3/4" IG



**2134** N S  
 3/4" RP and 1-1/4" Innerbond®  
 RP available, 1/8" SG




**37120** N S  
 1-7/16" Innerbond® RP, 3/4" IG,  
 Available widths: 2'6", 2'8", 3'0"




**7134** N S  
 1-7/16" Innerbond® RP, 3/4" IG



**2010** S  
 3/4" RP and 1-1/4" Innerbond®  
 RP



**2044** N S  
 1-1/4" Innerbond® RP  
**2044** S  
 3/4" RP



**7081** N S  
 3/4" FP, 3/4" IG  
 Available widths: 2'6", 2'8", 3'0"



# Exterior Contemporary Collection

Fir Select, Sapele Mahogany, Walnut, Quarter Sawn White Oak, doors 3'0" x 6'8", sidelights 1'2" x 6'8½", unless otherwise noted



**4972 | 6'8" & 8'0"** N S  
 1-3/4"  
 Available widths: 2'6", 3'0", 3'6"  
**4973** N S  
**6'8" & 8'0"**  
 3/4" IG  
 Available widths 10", 12"



**4974 | 6'8" & 8'0"** N S  
**Shaker**  
 1-3/4", 3/4" IG  
 Available widths: 2'6", 3'0", 3'6"




**4976 | 6'8" & 8'0"** N S  
 1-3/4", 3/4" IG  
 Available widths: 2'6", 3'0", 3'6"  
**4977** N S  
**6'8" & 8'0"**  
 3/4" IG  
 Available widths 10", 12"




**7403 | 6'8" & 8'0"** N S  
**Shaker**  
 1-3/4", 3/4" IG  
 Available widths: 2'6", 3'0", 3'6"  
**7813** N S  
**6'8" & 8'0"**  
**Shaker**  
 3/4" IG  
 Available widths 10", 12"



**7405 | 6'8"** N S  
**Shaker**  
 1-3/4", 3/4" IG  
 Available widths: 2'6", 3'0", 3'6"  
**7815 | 6'8"** N S  
**Shaker**  
 3/4" IG  
 Available widths 10", 12"



**7406 | 8'0"** N S  
**Shaker**  
 1-3/4", 3/4" IG  
 Available widths: 2'6", 3'0", 3'6"  
**7816 | 8'0"** N S  
**Shaker**  
 3/4" IG  
 Available widths 10", 12"



Fir Select      Walnut      Sapele Mahogany      Quarter Sawn White Oak

# Interior Contemporary Collection


Fir Select, Mahogany, Walnut, White Oak, doors 3'0" x 6'8", unless otherwise noted




**1603C** N S  
 1-3/8" Clear  
 Available widths: 2'0", 2'4", 2'6", 2'8", 3'0"



**1603WL** N S  
 1-3/8" White Lami  
 Available widths: 2'0", 2'4", 2'6", 2'8", 3'0"



**1605C** N S  
 1-3/8" Clear  
 Available widths: 2'0", 2'4", 2'6", 2'8", 3'0"



**1605WL** N S  
 1-3/8" White Lami  
 Available widths: 2'0", 2'4", 2'6", 2'8", 3'0"

IG = Insulated Glazing  
 SG = Single Glazing  
 RP = Double Hip-Raised Panel  
 FP = Flat Panel




**EL & EL Wood Products**  
[ELandELWoodProducts.com](http://ELandELWoodProducts.com)

## Fir 20-Minute Fire-Rated Doors Douglas Fir, 1-3/4" thick, 6'8" height unless otherwise noted




**9244** N S  
1-7/16" RP,  
Available widths: 2'8", 3'0"



**9255** N S  
1-7/16" RP,  
Available widths: 2'8", 3'0"



**9266** N S  
1-7/16" RP,  
Available widths: 2'6", 2'8", 3'0"



**9265** N S  
1-7/16" RP,  
Available widths: 2'8", 3'0"



**9282** N S  
1-7/16" RP,  
Available widths: 2'8", 3'0"

## Fir Interior Raised Panel Doors Douglas Fir, 1-3/8" thick, 6'8" height unless otherwise noted



**44** N S  
3/4" RP, Available widths: 1'6",  
1'8", 1'10", 2'0", 2'2" 2'4", 2'6",  
2'8", 3'0"



**55** N S  
3/4" RP, Available widths: 1'6",  
2'0" - 3'0"



**66** N S  
3/4" RP, Available widths: 1'6",  
1'8", 1'10", 2'0", 2'2" 2'4", 2'6",  
2'8", 3'0"




**465** N S  
3/4" RP, Available widths:  
2'0" - 3'0"



**82** N S  
3/4" RP, Available widths: 1'6",  
1'8", 1'10", 2'0", 2'4", 2'6",  
2'8", 3'0"



**43 | Bifold** N S  
3/4" RP,  
Available widths: 2'0", 2'6", 3'0"



**63 | Bifold** N S  
3/4" RP,  
Available widths: 2'0", 2'6", 3'0"

## Fir Interior Flat Panel Doors Douglas Fir, 1-3/8" thick, 6'8" height unless otherwise noted



**20** N S  
3/8" FP, Available widths: 1'6",  
1'8", 2'0", 2'2", 2'4", 2'6", 2'8",  
2'10" x 6'8"




**82** N S  
3/8" FP, Available widths: 1'6",  
1'8", 2'0", 2'2", 2'4", 2'6", 2'8",  
2'10" x 6'8"




**30** N S  
3/8" FP, Available widths: 1'6",  
1'8", 2'0", 2'2", 2'4", 2'6", 2'8",  
2'10" x 6'8"



**21 | Bifold** N S  
3/8" FP,  
Available widths: 2'0", 2'6", 3'0"



**43 | Bifold** N S  
3/8" FP,  
Available widths: 2'0", 2'6", 3'0"



**33 | Bifold** N S  
3/8" FP,  
Available widths: 2'0", 2'6", 3'0"

# Fir Interior French Panel Doors


Douglas Fir, 1-3/8" thick, 6'8" height unless otherwise noted



<b>1501   Ovolo</b>	<b>1501 (Open)   Ovolo</b>	<b>1501   Ovolo</b>	<b>1501   Ovolo</b>	<b>1501   Shaker</b>	<b>1501   Shaker</b>	<b>1501   8'0"   Ovolo</b>
1/8" SG, Available widths: 2'0" - 3'0"	Available widths: 2'0" - 3'0"	1/8" Satin Etch SG, Available widths: 2'0" - 3'0"	1/4" white laminate glass Available widths: 2'0" - 3'0"	1/8" SG Available widths: 2'0" - 3'0"	1/4" white laminate glass Available widths: 2'0" - 3'0"	1/8" SG, Available widths: 2'6", 3'0"

# Redi-Prime® Interior

Primed, 1-3/8" thick, 6'8" height unless otherwise noted



<b>1509 - 1309</b>	<b>1510 - 1310</b>	<b>1590   Pantry</b>	<b>1592   Wheat</b>	<b>8001</b>	<b>8001   8'0"</b>	<b>8010</b>
1/8" SG, Available widths: 2'0" - 3'0"	1/8" SG, Available widths: 2'0" - 3'0"	1/8" SG, Available widths: 2'0", 2'4", 2'6"	1/8" SG, Available widths: 2'0", 2'4", 2'6"	1/8" SG, Available widths: 2'0" - 3'0"	1/8" SG, Available widths: 2'0" - 3'0"	1/8" SG, Available widths: 2'0" - 3'0"



<b>8012   8'0"</b>	<b>8490   Pantry</b>	<b>8490   8'0" Pantry</b>	<b>8492   Wheat</b>	<b>8492   8'0" Wheat</b>
1/8" SG, Available widths: 2'0" - 3'0"	1/8" SG, Available widths: 2'0", 2'4", 2'6"	1/8" SG, Available widths: 2'0", 2'4", 2'6"	1/8" SG, Available widths: 2'0", 2'4", 2'6"	1/8" SG, Available widths: 2'0", 2'4", 2'6"

IG = Insulated Glazing  
 SG = Single Glazing  
 RP = Double Hip-Raised Panel  
 FP = Flat Panel



**EL & EL Wood Products**  
[ELandELWoodProducts.com](http://ELandELWoodProducts.com)



## also available

thousands of products to complement your Simpson door selection

Ultralight MDF Mouldings

Domestic MDF Mouldings

Solid, FJ & Primed FJ Pine Mouldings

Redwood & VG Fir Mouldings

White River™ Embossed & High Relief Architectural Mouldings

White River™ Flexible Moulding

Hardwood Mouldings

Valuflex™ Flexible Moulding

HB&G™ Columns & Porch Systems

Fypon® Southwest Collection

Bodyguard® Protected Primed FJ Mouldings

Bodyguard® Protected Exterior Trimboard & Siding

MiraTEC® Treated Exterior Composite Trimboard

Accessories

Majestic Mantels™ Pre-built Shelves, Surrounds & Pilaster Kits

Pocket Door Frames

Closet Material

Interior & Exterior Door Frames



**EL & EL Wood Products**

*Millwork that creates distinction.™*

[ELandELWoodProducts.com](http://ELandELWoodProducts.com)

**Simpson®**  
Door Company

©2016 EL & EL Wood Products Corp.  
16030401