

Deye

Clean Power For You

Ningbo Deye Inverter Technology Co., Ltd

Add: No.26-30, South Yongjiang Road, Beilun, 315806, Ningbo, China

Tel: 0086-0574-86120560 | Fax: 0086-0574-86228852

E-mail: market@deye.com.cn | Web: www.deyeinverter.com



Note: The technical data above mentioned may be updated or revised due to product development. The data in this brochure is subject to change without notice. The latest datasheet and catalogue can be acquired via market@deye.com.cn

Ver: 3.0 2022



World-leading Residential Energy Storage System Provider

Stock Code: 605117.SH

Choose Deye — Choose a Green and Healthy Life

Deye
2022



Deye

Company Profile

- 1** Ningbo Deye Inverter Technology Co., Ltd, founded in 2007 with registered capital 30 million USD, is one of the China's high-tech enterprises and a subsidiary of Deye Group. With a plant area over 15,000 m² and complete production and testing equipment, Deye has become a major player in the global solar inverter market.
- 2** Ningbo Deye Inverter Technology Co., Ltd is dedicated to providing complete photovoltaic power system solutions, including residential and commercial power plants solutions. Also, Deye offers solar energy storage system solutions. Among them, PV grid-connected inverter power range from 1.5-110kW, Hybrid inverter 3kW-12kW, and microinverter 300W-2000W.
- 3** As a technology-oriented company, Deye has always been committing to research and develop new cutting-edge technologies to provide efficiency and reliable products. For example, Deye adopts T-type three-level topology and enhanced SVPWM algorithm to further improve the conversion efficiency by 0.7% compared with common SPWM. With frequency droop control technology, Deye string inverter is able to work with diesel generator, which greatly expands the scope of the product application.



Read more

Milestones

2021

Deye Group was successfully listed on SSE of China in 2021, Stock Code 605117.SH.

30,000 pcs +

By the end of 2019, with total shipments 30,000+, Deye hybrid inverter has become Top 3 in South Africa, Pakistan and Top 1 Chinese brand in USA.

2017

Deye has launched first generation hybrid inverter and attracted a lot of attention with many unique features such as V/f droop control technology and battery DC / DC topology etc...

2007

Founded in 2007 with registered capital of 46 million USD.

LIMITLESS

Core Technology

Deye hybrid inverter 3-12kW with 208/230/240/400Vac

4

Automatic switching time 4ms

6

6 time periods for battery charging/discharging

16

V/f droop control, Max. 16pcs in parallel

24

Supports using diesel generator to charge battery directly, ensuring system energy supply 7* 24H

95.5

Max. conversion efficiency of 97.6%;
Max. battery charge efficiency of 95.5%

240

Max. charging/discharging current of 240A



Core Features

Deye grid-connected inverter 1-110kW

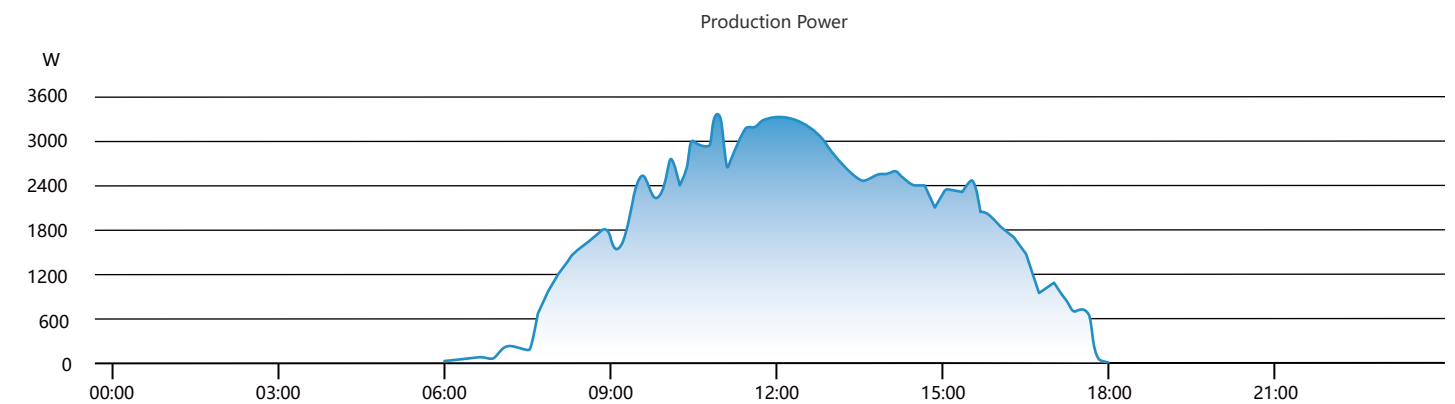
- ✓ Max. 8 MPP trackers, Max. efficiency up to 98.9%
- ✓ High DC/AC ratio 1.5 times for more yields
- ✓ Wide output voltage range 277-520Vac
- ✓ Zero export application, response speed within 0.5S
- ✓ T-type three-level topology and enhanced SVPWM
- ✓ Type II DC / AC SPD, frequency droop control technology
- ✓ Max. DC input current of 16A/string, adapt to 600W solar panel
- ✓ String intelligent monitoring (optional), Ani-PID function (Optional)



Main Highlights


Deye microinverter 300-2000W

- ◆ Support reactive power compensation, comply with UL code.
- ◆ Module level monitoring, Max. 4 MPPTs design
- ◆ Max. DC input current 13A, adapt to 550W PV module
- ◆ Rapid shutdown function, safe and reliable
- ◆ PLC, Zigbee or WIFI communication
- ◆ IP67 protection degree, 10 years warranty



Physical Layout

0W	200 W	180 W	150 W
170 W	170 W	280 W	250 W
270 W	280 W	260 W	240 W





World-Class Components Suppliers

Deye chooses world-class suppliers to ensure the high quality of its products.

MOSFET, IGBT



Complete Manufacturing System



IC



Capacitor, Inductor



Diode



Relay



FAN




Deye Inverter Portfolio



Single Phase
String Inverter




Three Phase
String Inverter



Three Phase
String Inverter (LV)



Single Phase
Hybrid Inverter



Microinverter



Three Phase
Hybrid Inverter









Accessory &
monitoring

Single Phase String Inverter

SUN- 1 / 1.5 / 2 / 2.5 / 3 K-G04



-  1 MPP tracker, Max. efficiency up to 97.5%
-  Zero export application, VSG application
-  String intelligent monitoring (optional)
-  Wide output voltage range
-  Anti-PID function (Optional)
-  Low start-up voltage of 80V







Technical Data

Model	SUN-1K-G04	SUN-1.5K-G04	SUN-2K-G04	SUN-2.5K-G04	SUN-3K-G04
Input Side					
Max. DC Input Power (kW)	1.3	2	2.6	3.3	3.6
Max. DC Input Voltage (V)	550				
Start-up DC Input Voltage (V)	80				
MPPT Operating Range (V)	70~500				
Max. DC Input Current (A)	13				
Max. Short Circuit Current (A)	19.5				
Number of MPPT / Strings per MPPT	1/1				
Output Side					
Rated Output Power (kW)	1	1.5	2	2.5	3
Max. Active Power (kW)	1.1	1.7	2.2	2.75	3.3
Nominal Output Voltage / Range (V)	L/N/PE 220V/187V-242V, 230V/ 195.5V-253V (Optional)				
Rated Grid Frequency (Hz)	50 / 60 (Optional)				
Operating Phase	Single phase				
Rated AC Grid Output Current (A)	4.3	6.5	8.7	10.9	13
Max. AC Output Current (A)	4.8	7.2	9.6	12	14.3
Output Power Factor	0.8 leading to 0.8 lagging				
Grid Current THD	<3%				
DC Injection Current (mA)	<0.5%				
Grid Frequency Range	47~52 or 57~62 (Optional)				
Efficiency					
Max. Efficiency	97.3%	97.3%	97.3%	97.3%	97.5%
Euro Efficiency	97.1%	97.1%	97.1%	97.1%	97.3%
MPPT Efficiency	>99%				
Protection					
DC Reverse-Polarity Protection	Yes				
AC Short Circuit Protection	Yes				
AC Output Overcurrent Protection	Yes				
Output Overvoltage Protection	Yes				
Insulation Resistance Protection	Yes				
Ground Fault Monitoring	Yes				
Anti-islanding Protection	Yes				
Temperature Protection	Yes				
Integrated DC Switch	Yes				
Remote software upload	Yes				
Remote change of operating parameters	Yes				
Surge protection	DC Type II / AC Type II				
General Data					
Size (mm)	330W×310H×115D				
Weight (kg)	6				
Topology	Transformerless				
Internal Consumption	<1W (Night)				
Running Temperature	-25~65°C, >45°C derating				
Ingress Protection	IP65				
Noise Emission (Typical)	<25 dB				
Cooling Concept	Natural cooling				
Max. Operating Altitude Without Derating	2000m				
Designed Lifetime	>20 years				
Grid Connection Standard	CEI 0-21, VDE-AR-N 4105, NRS 097, IEC 62116, IEC 61727, G99, G98, VDE 0126-1-1, RD 1699, C10-11				
Operating Surroundings Humidity	0-100%				
Safety EMC / Standard	IEC/EN 61000-6-1/2/3/4, IEC/EN 62109-1, IEC/EN 62109-2				
Features					
DC Connection	MC-4 mateable				
AC Connection	IP65 rated plug				
Display	LCD1602				
Interface	RS485/RS232/Wifi/LAN				

Single Phase String Inverter

SUN- 3 / 3.6 / 4 / 4.6 / 5 / 6 K-G04



-  2 MPPT trackers, Max. efficiency up to 97.5%
-  Zero export application, VSG application
-  String intelligent monitoring (optional)
-  Wide output voltage range
-  Anti-PID function (Optional)
-  Low start-up voltage of 80V







Technical Data

Model	SUN-3K-G04	SUN-3.6K-G04	SUN-4K-G04	SUN-4.6K-G04	SUN-5K-G04	SUN-6K-G04
Input Side						
Max. DC Input Power (kW)	3.6	4.7	5.2	5.98	6.5	7.8
Max. DC Input Voltage (V)	550					
Start-up DC Input Voltage (V)	80					
MPPT Operating Range (V)	70~500					
Max. DC Input Current (A)	13+13					
Max. Short Circuit Current (A)	19.5+19.5					
Number of MPPT / Strings per MPPT	2/1					
Output Side						
Rated Output Power (kW)	3	3.6	4	4.6	5	6
Max. Active Power (kW)	3.3	3.96	4.4	5.06	5.5	6.6
Nominal Output Voltage / Range (V)	L/N/PE 220V/187V-242V, 230V/ 195.5V-253V (Optional)					
Rated Grid Frequency (Hz)	50 / 60 (Optional)					
Operating Phase	Single phase					
Rated AC Grid Output Current (A)	13	15.7	17.4	20	21.7	26.1
Max. AC Output Current (A)	14.3	17.2	19.1	22	23.9	28.7
Output Power Factor	0.8 leading to 0.8 lagging					
Grid Current THD	<3%					
DC Injection Current (mA)	<0.5%					
Grid Frequency Range	47~52 or 57~62 (Optional)					
Efficiency						
Max. Efficiency	97.3%	97.3%	97.5%	97.5%	97.5%	97.5%
Euro Efficiency	97.1%	97.1%	97.3%	97.3%	97.3%	97.3%
MPPT Efficiency	>99%					
Protection						
DC Reverse-Polarity Protection	Yes					
AC Short Circuit Protection	Yes					
AC Output Overcurrent Protection	Yes					
Output Overvoltage Protection	Yes					
Insulation Resistance Protection	Yes					
Ground Fault Monitoring	Yes					
Anti-islanding Protection	Yes					
Temperature Protection	Yes					
Integrated DC Switch	Yes					
Remote software upload	Yes					
Remote change of operating parameters	Yes					
Surge protection	DC Type II / AC Type II					
General Data						
Size (mm)	330W×323H×190D					
Weight (kg)	7.5					
Topology	Transformerless					
Internal Consumption	<1W (Night)					
Running Temperature	-25~65°C, >45°C derating					
Ingress Protection	IP65					
Noise Emission (Typical)	<25 dB					
Cooling Concept	Natural cooling					
Max. Operating Altitude Without Derating	2000m					
Designed Lifetime	>20 years					
Grid Connection Standard	CEI 0-21, VDE-AR-N 4105, NRS 097, IEC 62116, IEC 61727, G99, G98, VDE 0126-1-1, RD 1699, C10-11					
Operating Surroundings Humidity	0-100%					
Safety EMC / Standard	IEC/EN 61000-6-1/2/3/4, IEC/EN 62109-1, IEC/EN 62109-2					
Features						
DC Connection	MC-4 mateable					
AC Connection	IP65 rated plug					
Display	LCD1602					
Interface	RS485/RS232/Wifi/LAN					

Single Phase String Inverter

SUN- 7 / 7.5 / 8 / 9 / 10 / 10.5 K-G



-  2 MPP trackers, Max. efficiency up to 97.7%
-  Zero export application, VSG application
-  String intelligent monitoring (optional)
-  Wide output voltage range
-  Anti-PID function (Optional)
-  Low start-up voltage of 80V






Technical Data

Model	SUN-7K-G	SUN-7.5K-G	SUN-8K-G	SUN-9K-G	SUN-10K-G	SUN-10.5K-G
Input Side						
Max. DC Input Power (kW)	9.1	9.8	10.4	11.7	13	13.7
Max. DC Input Voltage (V)	550					
Start-up DC Input Voltage (V)	80					
MPPT Operating Range (V)	70~500					
Max. DC Input Current (A)	13+26			26+26		
Max. Short Circuit Current (A)	19.5+39			39+39		
Number of MPPT / Strings per MPPT	2/1+2			2/2		
Output Side						
Rated Output Power (kW)	7	7.5	8	9	10	10.5
Max. Active Power (kW)	7.7	8.25	8.8	9.9	11	11.55
Nominal Output Voltage / Range (V)	L/N/PE 220V/187V-242V, 230V/ 195.5V-253V (Optional)					
Rated Grid Frequency (Hz)	50 / 60 (Optional)					
Operating Phase	Single phase					
Rated AC Grid Output Current (A)	30.4	32.6	34.8	39.1	43.5	45.7
Max. AC Output Current (A)	33.5	35.9	38.3	43	47.8	50.2
Output Power Factor	0.8 leading to 0.8 lagging					
Grid Current THD	<3%					
DC Injection Current (mA)	<0.5%					
Grid Frequency Range	47~52 or 57~62 (Optional)					
Efficiency						
Max. Efficiency	97.7%					
Euro Efficiency	97.5%					
MPPT Efficiency	>99%					
Protection						
DC Reverse-Polarity Protection	Yes					
AC Short Circuit Protection	Yes					
AC Output Overcurrent Protection	Yes					
Output Overvoltage Protection	Yes					
Insulation Resistance Protection	Yes					
Ground Fault Monitoring	Yes					
Anti-islanding Protection	Yes					
Temperature Protection	Yes					
Integrated DC Switch	Yes					
Remote software upload	Yes					
Remote change of operating parameters	Yes					
Surge protection	DC Type II / AC Type II					
General Data						
Size (mm)	330W×410H×198.5D					
Weight (kg)	15.7					
Topology	Transformerless					
Internal Consumption	<1W (Night)					
Running Temperature	-25~65°C, >45°C derating					
Ingress Protection	IP65					
Noise Emission (Typical)	<25 dB					
Cooling Concept	Natural cooling					
Max. Operating Altitude Without Derating	2000m					
Designed Lifetime	>20 years					
Grid Connection Standard	CEI 0-21, VDE-AR-N 4105, NRS 097, IEC 62116, IEC 61727, G99, G98, VDE 0126-1-1, RD 1699, C10-11					
Operating Surroundings Humidity	0-100%					
Safety EMC / Standard	IEC/EN 61000-6-1/2/3/4, IEC/EN 62109-1, IEC/EN 62109-2					
Features						
DC Connection	MC-4 mateable					
AC Connection	IP65 rated plug					
Display	LCD1602					
Interface	RS485/RS232/Wifi/LAN					

Three Phase String Inverter

SUN- 4 / 5 / 6 / 7 / 8 / 10 / 12 K-G05



-  2 MPP trackers, Max. efficiency up to 98.3%
-  Zero export application, VSG application
-  String intelligent monitoring (optional)
-  Wide output voltage range
-  Anti-PID function (Optional)





Technical Data

Model	SUN-4K-G05	SUN-5K-G05	SUN-6K-G05	SUN-7K-G05	SUN-8K-G05	SUN-10K-G05	SUN-12K-G05
Input Side							
Max. DC Input Power (kW)	5.2	6.5	7.8	9.1	10.4	13	15.6
Max. DC Input Voltage (V)	1000						
Start-up DC Input Voltage (V)	140						
MPPT Operating Range (V)	120~850						
Max. DC Input Current (A)	13+13						
Max. Short Circuit Current (A)	19.5+19.5						
Number of MPPT / Strings per MPPT	2/1						
Output Side							
Rated Output Power (kW)	4	5	6	7	8	10	12
Max. Active Power (kW)	4.4	5.5	6.6	7.7	8.8	11	13.2
Nominal Output Voltage / Range (V)	3L/N/PE 380V/323V-418V, 400V/340V-440V						
Rated Grid Frequency (Hz)	50 / 60 (Optional)						
Operating Phase	Three phase						
Rated AC Grid Output Current (A)	5.8	7.2	8.7	10.1	11.6	14.5	17.4
Max. AC Output Current (A)	6.4	8	9.6	11.2	12.8	15.9	19.1
Output Power Factor	0.8 leading to 0.8 lagging						
Grid Current THD	<3%						
DC Injection Current (mA)	<0.5%						
Grid Frequency Range	47~52 or 57~62 (Optional)						
Efficiency							
Max. Efficiency	98.3%						
Euro Efficiency	97.5%						
MPPT Efficiency	>99%						
Protection							
DC Reverse-Polarity Protection	Yes						
AC Short Circuit Protection	Yes						
AC Output Overcurrent Protection	Yes						
Output Overvoltage Protection	Yes						
Insulation Resistance Protection	Yes						
Ground Fault Monitoring	Yes						
Anti-islanding Protection	Yes						
Temperature Protection	Yes						
Integrated DC Switch	Yes						
Remote software upload	Yes						
Remote change of operating parameters	Yes						
Surge protection	DC Type II / AC Type II						
General Data							
Size (mm)	330W×457H×185D						330×457×205
Weight (kg)	10						11
Topology	Transformerless						
Internal Consumption	<1W (Night)						
Running Temperature	-25~65°C, >45°C derating						
Ingress Protection	IP65						
Noise Emission (Typical)	<25 dB						
Cooling Concept	Natural cooling						
Max. Operating Altitude Without Derating	2000m						
Designed Lifetime	>20 years						
Grid Connection Standard	CEI 0-21, VDE-AR-N 4105, NRS 097, IEC 62116, IEC 61727, G99, G98, VDE 0126-1-1, RD 1699, C10-11						
Operating Surroundings Humidity	0-100%						
Safety EMC / Standard	IEC/EN 61000-6-1/2/3/4, IEC/EN 62109-1, IEC/EN 62109-2						
Features							
DC Connection	MC-4 mateable						
AC Connection	IP65 rated plug						
Display	LCD1602						
Interface	RS485/RS232/Wifi/LAN						

Three Phase String Inverter

SUN- 4 / 5 / 6 / 7 / 8 / 10 / 12 K-G05 Plus



- 16** Max. DC input current of 16A/string, adpat to 600W solar panel
-  2 MPP trackers, Max. efficiency up to 98.3%
- F** Zero export application, VSG application
-  String intelligent monitoring (optional)
-  Wide output voltage range
-  Anti-PID function (Optional)






Technical Data

Model	SUN-4K-G05	SUN-5K-G05	SUN-6K-G05	SUN-7K-G05	SUN-8K-G05	SUN-10K-G05	SUN-12K-G05
Input Side							
Max. DC Input Power (kW)	5.2	6.5	7.8	9.1	10.4	13	15.6
Max. DC Input Voltage (V)	1000						
Start-up DC Input Voltage (V)	140						
MPPT Operating Range (V)	120~850						
Max. DC Input Current (A)	16+16						
Max. Short Circuit Current (A)	24+24						
Number of MPPT / Strings per MPPT	2/1						
Output Side							
Rated Output Power (kW)	4	5	6	7	8	10	12
Max. Active Power (kW)	4.4	5.5	6.6	7.7	8.8	11	13.2
Nominal Output Voltage / Range (V)	3L/N/PE 380V/323V-418V, 400V/340V-440V						
Rated Grid Frequency (Hz)	50 / 60 (Optional)						
Operating Phase	Three phase						
Rated AC Grid Output Current (A)	5.8	7.2	8.7	10.1	11.6	14.5	17.4
Max. AC Output Current (A)	6.4	8	9.6	11.2	12.8	15.9	19.1
Output Power Factor	0.8 leading to 0.8 lagging						
Grid Current THD	<3%						
DC Injection Current (mA)	<0.5%						
Grid Frequency Range	47~52 or 57~62 (Optional)						
Efficiency							
Max. Efficiency	98.3%						
Euro Efficiency	97.5%						
MPPT Efficiency	>99%						
Protection							
DC Reverse-Polarity Protection	Yes						
AC Short Circuit Protection	Yes						
AC Output Overcurrent Protection	Yes						
Output Overvoltage Protection	Yes						
Insulation Resistance Protection	Yes						
Ground Fault Monitoring	Yes						
Anti-islanding Protection	Yes						
Temperature Protection	Yes						
Integrated DC Switch	Yes						
Remote software upload	Yes						
Remote change of operating parameters	Yes						
Surge protection	DC Type II / AC Type II						
General Data							
Size (mm)	330W×457H×185D						330×457×205
Weight (kg)	10						11
Topology	Transformerless						
Internal Consumption	<1W (Night)						
Running Temperature	-25~65°C, >45°C derating						
Ingress Protection	IP65						
Noise Emission (Typical)	<25 dB						
Cooling Concept	Natural cooling						
Max. Operating Altitude Without Derating	2000m						
Designed Lifetime	>20 years						
Grid Connection Standard	CEI 0-21, VDE-AR-N 4105, NRS 097, IEC 62116, IEC 61727, G99, G98, VDE 0126-1-1, RD 1699, C10-11						
Operating Surroundings Humidity	0-100%						
Safety EMC / Standard	IEC/EN 61000-6-1/2/3/4, IEC/EN 62109-1, IEC/EN 62109-2						
Features							
DC Connection	MC-4 mateable						
AC Connection	IP65 rated plug						
Display	LCD1602						
Interface	RS485/RS232/Wifi/LAN						

Three Phase String Inverter

SUN- 15 / 17 K-G05




-  2 MPP trackers, Max. efficiency up to 98.5%
-  Zero export application, VSG application
-  String intelligent monitoring (optional)
-  Wide output voltage range
-  Anti-PID function (Optional)






Technical Data

Model	SUN-15K-G05	SUN-17K-G05
Input Side		
Max. DC Input Power (kW)	19.5	22.1
Max. DC Input Voltage (V)	1000	
Start-up DC Input Voltage (V)	250	
MPPT Operating Range (V)	200~850	
Max. DC Input Current (A)	13+26	
Max. Short Circuit Current (A)	19.5+39	
Number of MPPT / Strings per MPPT	2/1+2	
Output Side		
Rated Output Power (kW)	15	17
Max. Active Power (kW)	16.5	18.7
Nominal Output Voltage / Range (V)	3L/N/PE 380V/323V-418V, 400V/340V-440V	
Rated Grid Frequency (Hz)	50 / 60 (Optional)	
Operating Phase	Three phase	
Rated AC Grid Output Current (A)	21.7	24.6
Max. AC Output Current (A)	23.9	27.1
Output Power Factor	0.8 leading to 0.8 lagging	
Grid Current THD	<3%	
DC Injection Current (mA)	<0.5%	
Grid Frequency Range	47~52 or 57~62 (Optional)	
Efficiency		
Max. Efficiency	98.5%	
Euro Efficiency	97.5%	
MPPT Efficiency	>99%	
Protection		
DC Reverse-Polarity Protection	Yes	
AC Short Circuit Protection	Yes	
AC Output Overcurrent Protection	Yes	
Output Overvoltage Protection	Yes	
Insulation Resistance Protection	Yes	
Ground Fault Monitoring	Yes	
Anti-islanding Protection	Yes	
Temperature Protection	Yes	
Integrated DC Switch	Yes	
Remote software upload	Yes	
Remote change of operating parameters	Yes	
Surge protection	DC Type II / AC Type II	
General Data		
Size (mm)	333Wx472Hx202D	
Weight (kg)	15	
Topology	Transformerless	
Internal Consumption	<1W (Night)	
Running Temperature	-25~65°C, >45°C derating	
Ingress Protection	IP65	
Noise Emission (Typical)	<40 dB	
Cooling Concept	Smart cooling	
Max. Operating Altitude Without Derating	2000m	
Designed Lifetime	>20 years	
Grid Connection Standard	CEI 0-21, VDE-AR-N 4105, NRS 097, IEC 62116, IEC 61727, G99, G98, VDE 0126-1-1, RD 1699, C10-11	
Operating Surroundings Humidity	0-100%	
Safety EMC / Standard	IEC/EN 61000-6-1/2/3/4, IEC/EN 62109-1, IEC/EN 62109-2	
Features		
DC Connection	MC-4 mateable	
AC Connection	IP65 rated plug	
Display	LCD1602	
Interface	RS485/RS232/Wifi/LAN	

Three Phase String Inverter

SUN- 18 / 20 / 25 K-G04/G05




-  2 MPP trackers, Max. efficiency up to 98.6%
-  Zero export application, VSG application
-  String intelligent monitoring (optional)
-  Wide output voltage range
-  Anti-PID function (Optional)






Technical Data

Model	SUN-18K-G04	SUN-20K-G04	SUN-25K-G04	SUN-18K-G05	SUN-20K-G05	SUN-25K-G05
Input Side						
Max. DC Input Power (kW)	23.4	26	32.5	23.4	26	32.5
Max. DC Input Voltage (V)	1000					
Start-up DC Input Voltage (V)	250					
MPPT Operating Range (V)	200~850					
Max. DC Input Current (A)	32+32			26+26		
Max. Short Circuit Current (A)	48+48			39+39		
Number of MPPT / Strings per MPPT	2/2					
Output Side						
Rated Output Power (kW)	18	20	25	18	20	25
Max. Active Power (kW)	19.8	22	27.5	19.8	22	27.5
Nominal Output Voltage / Range (V)	3L/N/PE 380V/323V-418V, 400V/340V-440V					
Rated Grid Frequency (Hz)	50 / 60 (Optional)					
Operating Phase	Three phase					
Rated AC Grid Output Current (A)	26.1	29	36.2	26.1	29	36.2
Max. AC Output Current (A)	28.7	31.9	39.8	28.7	31.9	39.8
Output Power Factor	0.8 leading to 0.8 lagging					
Grid Current THD	<3%					
DC Injection Current (mA)	<0.5%					
Grid Frequency Range	47~52 or 57~62 (Optional)					
Efficiency						
Max. Efficiency	98.6%					
Euro Efficiency	97.8%					
MPPT Efficiency	>99%					
Protection						
DC Reverse-Polarity Protection	Yes					
AC Short Circuit Protection	Yes					
AC Output Overcurrent Protection	Yes					
Output Overvoltage Protection	Yes					
Insulation Resistance Protection	Yes					
Ground Fault Monitoring	Yes					
Anti-islanding Protection	Yes					
Temperature Protection	Yes					
Integrated DC Switch	Yes					
Remote software upload	Yes					
Remote change of operating parameters	Yes					
Surge protection	DC Type II / AC Type II					
General Data						
Size (mm)	330Wx508Hx206D			362Wx527Hx220D		
Weight (kg)	20.8			20		
Topology	Transformerless					
Internal Consumption	<1W (Night)					
Running Temperature	-25~65°C, >45°C derating					
Ingress Protection	IP65					
Noise Emission (Typical)	<45 dB					
Cooling Concept	Smart cooling					
Max. Operating Altitude Without Derating	2000m					
Designed Lifetime	>20 years					
Grid Connection Standard	CEI 0-21, VDE-AR-N 4105, NRS 097, IEC 62116, IEC 61727, G99, G98, VDE 0126-1-1, RD 1699, C10-11					
Operating Surroundings Humidity	0-100%					
Safety EMC / Standard	IEC/EN 61000-6-1/2/3/4, IEC/EN 62109-1, IEC/EN 62109-2					
Features						
DC Connection	MC-4 mateable					
AC Connection	IP65 rated plug					
Display	LCD1602					
Interface	RS485/RS232/Wifi/LAN					

Three Phase String Inverter

SUN- 30 / 33 / 35 / 36 K-G04



-  2 MPP trackers, Max. efficiency up to 98.6%
-  Zero export application, VSG application
-  String intelligent monitoring (optional)
-  Wide output voltage range
-  Anti-PID function (Optional)






Technical Data

Model	SUN-30K-G04	SUN-33K-G04	SUN-35K-G04	SUN-36K-G04
Input Side				
Max. DC Input Power (kW)	39	42.9	45.5	46.8
Max. DC Input Voltage (V)	1000			
Start-up DC Input Voltage (V)	250			
MPPT Operating Range (V)	200~850			
Max. DC Input Current (A)	40+40			
Max. Short Circuit Current (A)	60+60			
Number of MPPT / Strings per MPPT	2/3			
Output Side				
Rated Output Power (kW)	30	33	35	36
Max. Active Power (kW)	33	36.3	38.5	39.6
Nominal Output Voltage / Range (V)	3L/N/PE 380V/323V-418V, 400V/340V-440V			
Rated Grid Frequency (Hz)	50 / 60 (Optional)			
Operating Phase	Three phase			
Rated AC Grid Output Current (A)	43.5	47.8	50.7	52.2
Max. AC Output Current (A)	47.9	52.6	55.8	57.4
Output Power Factor	0.8 leading to 0.8 lagging			
Grid Current THD	<3%			
DC Injection Current (mA)	<0.5%			
Grid Frequency Range	47~52 or 57~62 (Optional)			
Efficiency				
Max. Efficiency	98.6%			
Euro Efficiency	97.8%			
MPPT Efficiency	>99%			
Protection				
DC Reverse-Polarity Protection	Yes			
AC Short Circuit Protection	Yes			
AC Output Overcurrent Protection	Yes			
Output Overvoltage Protection	Yes			
Insulation Resistance Protection	Yes			
Ground Fault Monitoring	Yes			
Anti-islanding Protection	Yes			
Temperature Protection	Yes			
Integrated DC Switch	Yes			
Remote software upload	Yes			
Remote change of operating parameters	Yes			
Surge protection	DC Type II / AC Type II			
General Data				
Size (mm)	362Wx577Hx215D			
Weight (kg)	25.5			
Topology	Transformerless			
Internal Consumption	<1W (Night)			
Running Temperature	-25~65°C, >45°C derating			
Ingress Protection	IP65			
Noise Emission (Typical)	<45 dB			
Cooling Concept	Smart cooling			
Max. Operating Altitude Without Derating	2000m			
Designed Lifetime	>20 years			
Grid Connection Standard	CEI 0-21, VDE-AR-N 4105, NRS 097, IEC 62116, IEC 61727, G99, G98, VDE 0126-1-1, RD 1699, C10-11			
Operating Surroundings Humidity	0-100%			
Safety EMC / Standard	IEC/EN 61000-6-1/2/3/4, IEC/EN 62109-1, IEC/EN 62109-2			
Features				
DC Connection	MC-4 mateable			
AC Connection	IP65 rated plug			
Display	LCD1602			
Interface	RS485/RS232/Wifi/LAN			

Three Phase String Inverter

SUN- 30 / 33 / 35 / 40 / 50 / 60 K-G03



-  Max. 4 MPP trackers, Max. efficiency up to 98.7%
-  Zero export application, VSG application
-  String intelligent monitoring (optional)
-  Wide output voltage range
-  Anti-PID function (Optional)







Technical Data

Model	SUN-30K-G03	SUN-33K-G03	SUN-35K-G03	SUN-40K-G03	SUN-50K-G03	SUN-60K-G03
Input Side						
Max. DC Input Power (kW)	39	42.9	45.5	52	65	78
Max. DC Input Voltage (V)	1000					
Start-up DC Input Voltage (V)	250					
MPPT Operating Range (V)	200~850					
Max. DC Input Current (A)	40+40	40+40+40		40+40+40+40		
Max. Short Circuit Current (A)	60+60	60+60+60		60+60+60+60		
Number of MPPT / Strings per MPPT	2/3	3/3		4/3		
Output Side						
Rated Output Power (kW)	30	33	35	40	50	60
Max. Active Power (kW)	33	36.3	38.5	44	55	66
Nominal Output Voltage / Range (V)	3L/N/PE 380V/323V-418V, 400V/340V-440V					
Rated Grid Frequency (Hz)	50 / 60 (Optional)					
Operating Phase	Three phase					
Rated AC Grid Output Current (A)	43.5	47.8	50.7	58	72.4	87
Max. AC Output Current (A)	47.9	52.6	55.8	63.8	79.7	95.7
Output Power Factor	0.8 leading to 0.8 lagging					
Grid Current THD	<3%					
DC Injection Current (mA)	<0.5%					
Grid Frequency Range	47~52 or 57~62 (Optional)					
Efficiency						
Max. Efficiency	98.7%					
Euro Efficiency	98%					
MPPT Efficiency	>99%					
Protection						
DC Reverse-Polarity Protection	Yes					
AC Short Circuit Protection	Yes					
AC Output Overcurrent Protection	Yes					
Output Overvoltage Protection	Yes					
Insulation Resistance Protection	Yes					
Ground Fault Monitoring	Yes					
Anti-islanding Protection	Yes					
Temperature Protection	Yes					
Integrated DC Switch	Yes					
Remote software upload	Yes					
Remote change of operating parameters	Yes					
Surge protection	DC Type II / AC Type II					
General Data						
Size (mm)	647.5Wx537Hx303.5D					
Weight (kg)	44.5					
Topology	Transformerless					
Internal Consumption	<1W (Night)					
Running Temperature	-25~65°C, >45°C derating					
Ingress Protection	IP65					
Noise Emission (Typical)	<45 dB					
Cooling Concept	Smart cooling					
Max. Operating Altitude Without Derating	2000m					
Designed Lifetime	>20 years					
Grid Connection Standard	CEI 0-21, VDE-AR-N 4105, NRS 097, IEC 62116, IEC 61727, G99, G98, VDE 0126-1-1, RD 1699, C10-11					
Operating Surroundings Humidity	0-100%					
Safety EMC / Standard	IEC/EN 61000-6-1/2/3/4, IEC/EN 62109-1, IEC/EN 62109-2					
Features						
DC Connection	MC-4 mateable					
AC Connection	IP65 rated plug					
Display	LCD 240 x 160					
Interface	RS485/RS232/Wifi/LAN					

Three Phase String Inverter

SUN- 60 / 70 / 75 / 80 K-G



-  4 MPPT trackers, Max. efficiency up to 98.7%
-  Zero export application, VSG application
-  String intelligent monitoring (optional)
-  Wide output voltage range
-  Anti-PID function (Optional)
-  Type II DC/AC SPD







Technical Data

Model	SUN-60K-G04	SUN-70K-G04	SUN-75K-G04	SUN-80K-G04
Input Side				
Max. DC Input Power (kW)	78	91	97.5	104
Max. DC Input Voltage (V)	1000			
Start-up DC Input Voltage (V)	250			
MPPT Operating Range (V)	200~850			
Max. DC Input Current (A)	40+40+40+40			
Max. Short Circuit Current (A)	60+60+60+60			
Number of MPPT / Strings per MPPT	4/3	4/4	4/4	4/4
Output Side				
Rated Output Power (kW)	60	33	35	36
Max. Active Power (kW)	66	36.3	38.5	39.6
Nominal Output Voltage / Range (V)	3L/N/PE 380V/323V-418V, 400V/340V-440V			
Rated Grid Frequency (Hz)	50 / 60 (Optional)			
Operating Phase	Three phase			
Rated AC Grid Output Current (A)	87	101.5	108.7	115.9
Max. AC Output Current (A)	95.7	111.6	119.6	127.5
Output Power Factor	0.8 leading to 0.8 lagging			
Grid Current THD	<3%			
DC Injection Current (mA)	<0.5%			
Grid Frequency Range	47~52 or 57~62 (Optional)			
Efficiency				
Max. Efficiency	98.7%			
Euro Efficiency	98.3%			
MPPT Efficiency	>99%			
Protection				
DC Reverse-Polarity Protection	Yes			
AC Short Circuit Protection	Yes			
AC Output Overcurrent Protection	Yes			
Output Overvoltage Protection	Yes			
Insulation Resistance Protection	Yes			
Ground Fault Monitoring	Yes			
Anti-islanding Protection	Yes			
Temperature Protection	Yes			
Integrated DC Switch	Yes			
Remote software upload	Yes			
Remote change of operating parameters	Yes			
Surge protection	DC Type II / AC Type II			
General Data				
Size (mm)	700Wx575Hx297D			
Weight (kg)	60			
Topology	Transformerless			
Internal Consumption	<1W (Night)			
Running Temperature	-25~65°C, >45°C derating			
Ingress Protection	IP65			
Noise Emission (Typical)	<55 dB			
Cooling Concept	Smart cooling			
Max. Operating Altitude Without Derating	2000m			
Designed Lifetime	>20 years			
Grid Connection Standard	CEI 0-21, VDE-AR-N 4105, NRS 097, IEC 62116, IEC 61727, G99, G98, VDE 0126-1-1, RD 1699, C10-11			
Operating Surroundings Humidity	0-100%			
Safety EMC / Standard	IEC/EN 61000-6-1/2/3/4, IEC/EN 62109-1, IEC/EN 62109-2			
Features				
DC Connection	MC-4 mateable			
AC Connection	IP65 rated plug			
Display	LCD 240 x 160			
Interface	RS485/RS232/Wifi/LAN			

Three Phase String Inverter

SUN- 70 / 75 / 80 / 90 / 100 / 110 K-G03



-  Max. 6 MPPT trackers, Max. efficiency up to 98.7%
-  Zero export application, VSG application
-  String intelligent monitoring (optional)
-  Wide output voltage range
-  Anti-PID function (Optional)
-  Type II DC/AC SPD







Technical Data

Model	SUN-70K-G	SUN-75K-G	SUN-80K-G	SUN-90K-G	SUN-100K-G	SUN-110K-G
Input Side						
Max. DC Input Power (kW)	91	97.5	104	135	150	150
Max. DC Input Voltage (V)	1000					
Start-up DC Input Voltage (V)	250					
MPPT Operating Range (V)	200~850					
Max. DC Input Current (A)	40+40+40+40			40+40+40+40+40+40		
Max. Short Circuit Current (A)	60+60+60+60			60+60+60+60+60+60		
Number of MPPT / Strings per MPPT	4/4			6/4		
Output Side						
Rated Output Power (kW)	70	75	80	90	100	110
Max. Active Power (kW)	77	82.5	88	99	110	121
Nominal Output Voltage / Range (V)	3L/N/PE 380V/323V-418V, 400V/340V-440V					
Rated Grid Frequency (Hz)	50 / 60 (Optional)					
Operating Phase	Three phase					
Rated AC Grid Output Current (A)	101.5	108.7	115.9	130.4	144.9	159.4
Max. AC Output Current (A)	111.6	119.6	127.5	143.5	159.4	175.4
Output Power Factor	>0.99					
Grid Current THD	<3%					
DC Injection Current (mA)	<0.5%					
Grid Frequency Range	47~52 or 57~62 (Optional)					
Efficiency						
Max. Efficiency	98.7%					
Euro Efficiency	98.3%					
MPPT Efficiency	>99%					
Protection						
DC Reverse-Polarity Protection	Yes					
AC Short Circuit Protection	Yes					
AC Output Overcurrent Protection	Yes					
Output Overvoltage Protection	Yes					
Insulation Resistance Protection	Yes					
Ground Fault Monitoring	Yes					
Anti-islanding Protection	Yes					
Temperature Protection	Yes					
Integrated DC Switch	Yes					
Remote software upload	Yes					
Remote change of operating parameters	Yes					
Surge protection	DC Type II / AC Type II					
General Data						
Size (mm)	838Wx568Hx323D					
Weight (kg)	73.7					
Topology	Transformerless					
Internal Consumption	<1W (Night)					
Running Temperature	-25~65°C, >45°C derating					
Ingress Protection	IP65					
Noise Emission (Typical)	<55 dB					
Cooling Concept	Smart cooling					
Max. Operating Altitude Without Derating	2000m					
Designed Lifetime	>20 years					
Grid Connection Standard	CEI 0-21, VDE-AR-N 4105, NRS 097, IEC 62116, IEC 61727, G99, G98, VDE 0126-1-1, RD 1699, C10-11					
Operating Surroundings Humidity	0-100%					
Safety EMC / Standard	IEC/EN 61000-6-1/2/3/4, IEC/EN 62109-1, IEC/EN 62109-2					
Features						
DC Connection	MC-4 mateable					
AC Connection	IP65 rated plug					
Display	LCD 240 x 160					
Interface	RS485/RS232/Wifi/LAN					

Three Phase String Inverter(LV)

SUN- 6 / 8 K-G03-LV



-  127/220Vac and 60Hz, Three phase system
-  2 MPP trackers, Max. efficiency up to 98.5%
-  Zero export application, VSG application
-  String intelligent monitoring (optional)
-  Wide output voltage range
-  Anti-PID function (Optional)

Technical Data

Model	SUN-6K-G03-LV	SUN-8K-G03-LV
Input Side		
Max. DC Input Power (kW)	7.8	10.4
Max. DC Input Voltage (V)	800	
Start-up DC Input Voltage (V)	250	
MPPT Operating Range (V)	200~700	
Max. DC Input Current (A)	13+13	13+26
Max. Short Circuit Current (A)	19.5+19.5	19.5+39
Number of MPPT / Strings per MPPT	2/1	2/1+2
Output Side		
Rated Output Power (kW)	6	8
Max. Active Power (kW)	6.6	8.8
Nominal Output Voltage / Range (V)	3L/N/PE 127/220 176Vac~242Vac (this may vary with grid standards)	
Rated Grid Frequency (Hz)	60 / 50 (Optional)	
Operating Phase	Three phase	
Rated AC Grid Output Current (A)	15.7	21
Max. AC Output Current (A)	17.3	23.1
Output Power Factor	0.8 leading to 0.8 lagging	
Grid Current THD	<3%	
DC Injection Current (mA)	<0.5%	
Grid Frequency Range	57~62	
Efficiency		
Max. Efficiency	98.3%	98.5%
Euro Efficiency	97.5%	
MPPT Efficiency	>99%	
Protection		
DC Reverse-Polarity Protection	Yes	
AC Short Circuit Protection	Yes	
AC Output Overcurrent Protection	Yes	
Output Overvoltage Protection	Yes	
Insulation Resistance Protection	Yes	
Ground Fault Monitoring	Yes	
Anti-islanding Protection	Yes	
Temperature Protection	Yes	
Integrated DC Switch	Yes	
Remote software upload	Yes	
Remote change of operating parameters	Yes	
Surge protection	DC Type II / AC Type II	
General Data		
Size (mm)	330W×457H×205D	333W×472H×202D
Weight (kg)	11	15
Topology	Transformerless	
Internal Consumption	<1W (Night)	
Running Temperature	-25~65°C, >45°C derating	
Ingress Protection	IP65	
Noise Emission (Typical)	<25 dB	<40 dB
Cooling Concept	Natural cooling	Smart cooling
Max. Operating Altitude Without Derating	2000m	
Designed Lifetime	>20 years	
Grid Connection Standard	CEI 0-21, VDE-AR-N 4105, NRS 097, IEC 62116, IEC 61727, G99, G98, VDE 0126-1-1, RD 1699, C10-11	
Operating Surroundings Humidity	0-100%	
Safety EMC / Standard	IEC/EN 61000-6-1/2/3/4, IEC/EN 62109-1, IEC/EN 62109-2	
Features		
DC Connection	MC-4 mateable	
AC Connection	IP65 rated plug	
Display	LCD1602	
Interface	RS485/RS232/Wifi/LAN	

Three Phase String Inverter(LV)

SUN- 10 K-G03-LV SUN- 12 / 15 K-G02-LV



- LV** 127/220Vac and 60Hz, Three phase system
- ▲** 2 MPP trackers, Max. efficiency up to 98.6%
- F** Zero export application, VSG application
- ▲** String intelligent monitoring (optional)
- ~** Wide output voltage range
- PID** Anti-PID function (Optional)







Technical Data

Model	SUN-10K-G03-LV	SUN-12K-G02-LV	SUN-15K-G02-LV
Input Side			
Max. DC Input Power (kW)	13	15.6	19.5
Max. DC Input Voltage (V)	800		
Start-up DC Input Voltage (V)	250		
MPPT Operating Range (V)	200~700		
Max. DC Input Current (A)	32+32		
Max. Short Circuit Current (A)	48+48		
Number of MPPT / Strings per MPPT	2/2		
Output Side			
Rated Output Power (kW)	10	12	15
Max. Active Power (kW)	11	13.2	16.5
Nominal Output Voltage / Range (V)	3L/N/PE 127/220 176Vac~242Vac (this may vary with grid standards)		
Rated Grid Frequency (Hz)	60 / 50 (Optional)		
Operating Phase	Three phase		
Rated AC Grid Output Current (A)	26.2	31.5	39.4
Max. AC Output Current (A)	28.9	34.6	43.3
Output Power Factor	0.8 leading to 0.8 lagging		
Grid Current THD	<3%		
DC Injection Current (mA)	<0.5%		
Grid Frequency Range	57~62		
Efficiency			
Max. Efficiency	98.6%		
Euro Efficiency	98%		
MPPT Efficiency	>99%		
Protection			
DC Reverse-Polarity Protection	Yes		
AC Short Circuit Protection	Yes		
AC Output Overcurrent Protection	Yes		
Output Overvoltage Protection	Yes		
Insulation Resistance Protection	Yes		
Ground Fault Monitoring	Yes		
Anti-islanding Protection	Yes		
Temperature Protection	Yes		
Integrated DC Switch	Yes		
Remote software upload	Yes		
Remote change of operating parameters	Yes		
Surge protection	DC Type II / AC Type II		
General Data			
Size (mm)	330W×508H×206D		
Weight (kg)	20.8		
Topology	Transformerless		
Internal Consumption	<1W (Night)		
Running Temperature	-25~65°C, >45°C derating		
Ingress Protection	IP65		
Noise Emission (Typical)	<45 dB		
Cooling Concept	Smart cooling		
Max. Operating Altitude Without Derating	2000m		
Designed Lifetime	>20 years		
Grid Connection Standard	CEI 0-21, VDE-AR-N 4105, NRS 097, IEC 62116, IEC 61727, G99, G98, VDE 0126-1-1, RD 1699, C10-11		
Operating Surroundings Humidity	0-100%		
Safety EMC / Standard	IEC/EN 61000-6-1/2/3/4, IEC/EN 62109-1, IEC/EN 62109-2		
Features			
DC Connection	MC-4 mateable		
AC Connection	IP65 rated plug		
Display	LCD1602		
Interface	RS485/RS232/Wifi/LAN		

Three Phase String Inverter(LV)

SUN- 20 / 25 / 30 K-G02-LV



-  127/220Vac and 60Hz, Three phase system
-  Max. 4 MPP trackers, Max. efficiency up to 98.7%
-  Zero export application, VSG application
-  String intelligent monitoring (optional)
-  Wide output voltage range
-  Anti-PID function (Optional)







Technical Data

Model	SUN-20K-G02-LV	SUN-25K-G02-LV	SUN-30K-G02-LV
Input Side			
Max. DC Input Power (kW)	26	32.5	39
Max. DC Input Voltage (V)	800		
Start-up DC Input Voltage (V)	250		
MPPT Operating Range (V)	200~700		
Max. DC Input Current (A)	40+40	40+40+40	40+40+40+40
Max. Short Circuit Current (A)	60+60	60+60+60	60+60+60+60
Number of MPPT / Strings per MPPT	2/3	3/3	4/3
Output Side			
Rated Output Power (kW)	20	25	30
Max. Active Power (kW)	22	27.5	33
Nominal Output Voltage / Range (V)	3L/N/PE 127/220 176Vac~242Vac (this may vary with grid standards)		
Rated Grid Frequency (Hz)	60 / 50 (Optional)		
Operating Phase	Three phase		
Rated AC Grid Output Current (A)	52.5	65.6	78.7
Max. AC Output Current (A)	57.8	72.2	86.6
Output Power Factor	0.8 leading to 0.8 lagging		
Grid Current THD	<3%		
DC Injection Current (mA)	<0.5%		
Grid Frequency Range	57~62		
Efficiency			
Max. Efficiency	98.7%		
Euro Efficiency	98%		
MPPT Efficiency	>99%		
Protection			
DC Reverse-Polarity Protection	Yes		
AC Short Circuit Protection	Yes		
AC Output Overcurrent Protection	Yes		
Output Overvoltage Protection	Yes		
Insulation Resistance Protection	Yes		
Ground Fault Monitoring	Yes		
Anti-islanding Protection	Yes		
Temperature Protection	Yes		
Integrated DC Switch	Yes		
Remote software upload	Yes		
Remote change of operating parameters	Yes		
Surge protection	DC Type II / AC Type II		
General Data			
Size (mm)	362Wx577Hx215D	647.5Wx537Hx303.5D	
Weight (kg)	25.5	44.5	
Topology	Transformerless		
Internal Consumption	<1W (Night)		
Running Temperature	-25~65°C, >45°C derating		
Ingress Protection	IP65		
Noise Emission (Typical)	<45 dB		
Cooling Concept	Smart cooling		
Max. Operating Altitude Without Derating	2000m		
Designed Lifetime	>20 years		
Grid Connection Standard	CEI 0-21, VDE-AR-N 4105, NRS 097, IEC 62116, IEC 61727, G99, G98, VDE 0126-1-1, RD 1699, C10-11		
Operating Surroundings Humidity	0-100%		
Safety EMC / Standard	IEC/EN 61000-6-1/2/3/4, IEC/EN 62109-1, IEC/EN 62109-2		
Features			
DC Connection	MC-4 mateable		
AC Connection	IP65 rated plug		
Display	LCD1602		
Interface	RS485/RS232/Wifi/LAN		

Three Phase String Inverter(LV)

SUN- 35 / 40 / 45 / 50 K-G-LV



-  127/220Vac and 60Hz, Three phase system
-  4 MPP trackers, Max. efficiency up to 98.7%
-  Zero export application, VSG application
-  String intelligent monitoring (optional)
-  Wide output voltage range
-  Anti-PID function (Optional)




Technical Data

Model	SUN-35K-G02-LV	SUN-40K-G-LV	SUN-45K-G-LV	SUN-50K-G-LV
Input Side				
Max. DC Input Power (kW)	45.5	52	58.5	65
Max. DC Input Voltage (V)	800			
Start-up DC Input Voltage (V)	250			
MPPT Operating Range (V)	200~700			
Max. DC Input Current (A)	30+30+30+30	40+40+40+40		
Max. Short Circuit Current (A)	45+45+45+45	60+60+60+60		
Number of MPPT / Strings per MPPT	4/3	4/4		
Output Side				
Rated Output Power (kW)	35	40	45	50
Max. Active Power (kW)	38.5	44	49.5	55
Nominal Output Voltage / Range (V)	3L/N/PE 127/220 176Vac~242Vac (this may vary with grid standards)			
Rated Grid Frequency (Hz)	60 / 50 (Optional)			
Operating Phase	Three phase			
Rated AC Grid Output Current (A)	91.9	104.9	118.1	131.2
Max. AC Output Current (A)	101.1	115.5	129.9	144.4
Output Power Factor	0.8 leading to 0.8 lagging			
Grid Current THD	<3%			
DC Injection Current (mA)	<0.5%			
Grid Frequency Range	57~62			
Efficiency				
Max. Efficiency	98.7%			
Euro Efficiency	98.3%			
MPPT Efficiency	>99%			
Protection				
DC Reverse-Polarity Protection	Yes			
AC Short Circuit Protection	Yes			
AC Output Overcurrent Protection	Yes			
Output Overvoltage Protection	Yes			
Insulation Resistance Protection	Yes			
Ground Fault Monitoring	Yes			
Anti-islanding Protection	Yes			
Temperature Protection	Yes			
Integrated DC Switch	Yes			
Remote software upload	Yes			
Remote change of operating parameters	Yes			
Surge protection	DC Type II / AC Type II			
General Data				
Size (mm)	700W×575H×297D			
Weight (kg)	60			
Topology	Transformerless			
Internal Consumption	<1W (Night)			
Running Temperature	-25~65°C, >45°C derating			
Ingress Protection	IP65			
Noise Emission (Typical)	<55 dB			
Cooling Concept	Smart cooling			
Max. Operating Altitude Without Derating	2000m			
Designed Lifetime	>20 years			
Grid Connection Standard	CEI 0-21, VDE-AR-N 4105, NRS 097, IEC 62116, IEC 61727, G99, G98, VDE 0126-1-1, RD 1699, C10-11			
Operating Surroundings Humidity	0-100%			
Safety EMC / Standard	IEC/EN 61000-6-1/2/3/4, IEC/EN 62109-1, IEC/EN 62109-2			
Features				
DC Connection	MC-4 mateable			
AC Connection	IP65 rated plug			
Display	LCD 240 × 160			
Interface	RS485/RS232/Wifi/LAN			

Hybrid Inverter

SUN- 3 / 3.6 / 5 / 6 K-SG04LP1-EU



-  Colorful touch LCD, IP65 protection degree
-  DC couple and AC couple to retrofit existing solar system
- 16** Max. 16pcs parallel for on-grid and off-grid operation; Support multiple batteries parallel
- 140** Max. charging/discharging current of 140A
- 6** 6 time periods for battery charging/discharging
-  Support storing energy from diesel generator




Technical Data

Model	SUN-3K -SG04LP1-24-EU	SUN-3K -SG04LP1-EU	SUN-3.6K -SG04LP1-EU	SUN-5K -SG04LP1-EU	SUN-6K -SG04LP1-EU
Battery Input Data					
Battery Type	Lead-acid or Li-Ion				
Battery Voltage Range (V)	20~30	40~60	40~60	40~60	40~60
Max. Charging Current (A)	140	70	85	120	135
Max. Discharging Current (A)	140	70	85	120	135
Number of battery input	Yes				
Charging Curve	3 Stages / Equalization				
Charging Strategy for Li-Ion Battery	Self-adaption to BMS				
PV String Input Data					
Max. DC Input Power (W)	3900	3900	4680	6500	7800
Rated PV Input Voltage (V)	370 (125~500)				
Start-up Voltage (V)	125				
MPPT Voltage Range (V)	150-425				
Full Load DC Voltage Range (V)	300-425				
PV Input Current (A)	13		13+13		
Max. PV ISC (A)	17		17+17		
Number of MPPT / Strings per MPPT	1/1		2/1+1		
AC Output Data					
Rated AC Output and UPS Power (W)	3000		3600	5000	6000
Max. AC Output Power (W)	3300		3690	5500	6600
AC Output Rated Current (A)	13.6		16.4	22.7	27.5
Max. AC Current (A)	15		18	25	30
Max. Continuous AC Passthrough (A)			35		40
Peak Power (off grid)	2 time of rated power, 10 S				
Power Factor	0.8 leading to 0.8 lagging				
Output Frequency and Voltage	50/60Hz; L/N/PE 220/230Vac (single phase)				
Grid Type	Single Phase				
DC injection current (mA)	THD<3% (Linear load<1.5%)				
Efficiency					
Max. Efficiency	97.60%				
Euro Efficiency	97.00%				
MPPT Efficiency	99.90%				
Protection					
Integrated	PV Input Lightning Protection, Anti-islanding Protection, PV String Input Reverse Polarity Protection, Insulation Resistor Detection, Residual Current Monitoring Unit, Output Over Current Protection, Surge protection				
Certifications and Standards					
Grid Regulation	CEI 0-21, VDE-AR-N 4105, NRS 097, IEC 62116, IEC 61727, G99, G98, VDE 0126-1-1, RD 1699, C10-11				
Safety EMC / Standard	IEC/EN 61000-6-1/2/3/4, IEC/EN 62109-1, IEC/EN 62109-2				
General Data					
Operating Temperature Range (°C)	-45~60°C, >45°C derating				
Cooling	Natural cooling				
Noise (dB)	<30 dB				
Communication with BMS	RS485; CAN				
Weight (kg)	11.4			14	
Size (mm)	330W x 433H x 248D				
Protection Degree	IP65				
Installation Style	Wall-mounted				
Warranty	5 years				

Hybrid Inverter

SUN-3.6/5/8K-SG03LP1-EU




-  Colorful touch LCD, IP65 protection degree
-  DC couple and AC couple to retrofit existing solar system
- 16** Max. 16pcs parallel for on-grid and off-grid operation; Support multiple batteries parallel
- 190** Max. charging/discharging current of 190A
- 6** 6 time periods for battery charging/discharging
-  Support storing energy from diesel generator




Technical Data

Model	SUN-3.6K -SG03LP1-EU	SUN-5K -SG03LP1-EU	SUN-8K -SG03LP1-EU
Battery Input Data			
Battery Type	Lead-acid or Li-Ion		
Battery Voltage Range (V)	40~60		
Max. Charging Current (A)	90	120	190
Max. Discharging Current (A)	90	120	190
External Temperature Sensor	Yes		
Charging Curve	3 Stages / Equalization		
Charging Strategy for Li-Ion Battery	Self-adaption to BMS		
PV String Input Data			
Max. DC Input Power (W)	4680	6500	10400
Rated PV Input Voltage (V)	370 (125~500)		
Start-up Voltage (V)	125		
MPPT Voltage Range (V)	150-425		
Full Load DC Voltage Range (V)	300-425		200-425
PV Input Current (A)	13+13		26+26
Max. PV ISC (A)	17+17		34+34
Number of MPPT / Strings per MPPT	2/1+1		2/2+2
AC Output Data			
Rated AC Output and UPS Power (W)	3600	5000	6000
Max. AC Output Power (W)	3690	5500	6600
AC Output Rated Current (A)	16.4	22.7	36.4
Max. AC Current (A)	18	25	40
Max. Continuous AC Passthrough (A)		35	50
Peak Power (off grid)	2 time of rated power, 10 S		
Power Factor	0.8 leading to 0.8 lagging		
Output Frequency and Voltage	50/60Hz; L/N/PE 220/230Vac (single phase)		
Grid Type	Single Phase		
DC injection current (mA)	THD<3% (Linear load<1.5%)		
Efficiency			
Max. Efficiency	97.60%		
Euro Efficiency	97.00%		
MPPT Efficiency	99.90%		
Protection			
Integrated	PV Input Lightning Protection, Anti-islanding Protection, PV String Input Reverse Polarity Protection, Insulation Resistor Detection, Residual Current Monitoring Unit, Output Over Current Protection, Surge protection		
Certifications and Standards			
Grid Regulation	CEI 0-21, VDE-AR-N 4105, NRS 097, IEC 62116, IEC 61727, G99, G98, VDE 0126-1-1, RD 1699, C10-11		
Safety EMC / Standard	IEC/EN 61000-6-1/2/3/4, IEC/EN 62109-1, IEC/EN 62109-2		
General Data			
Operating Temperature Range (°C)	-45~60°C, >45°C derating		
Cooling	Natural cooling		
Noise (dB)	<30 dB		
Communication with BMS	RS485; CAN		
Weight (kg)	20.5		
Size (mm)	330W x 580H x 232D		
Protection Degree	IP65		
Installation Style	Wall-mounted		
Warranty	5 years		

Hybrid Inverter

SUN-5/6K-SG01LP1-US SUN-7.6/8K-SG01LP1-US/EU



-  Colorful touch LCD, IP65 protection degree
-  DC couple and AC couple to retrofit existing solar system
- 16** Max. 16pcs parallel for on-grid and off-grid operation; Support multiple batteries parallel
- 190** Max. charging/discharging current of 190A
- 6** 6 time periods for battery charging/discharging
-  Support storing energy from diesel generator

Technical Data

Model	SUN-5K -SG01LP1-US	SUN-6K -SG01LP1-US	SUN-7.6K -SG01LP1-US/EU	SUN-8K -SG01LP1-US/EU
Battery Input Data				
Battery Type	Lead-acid or Li-Ion			
Battery Voltage Range (V)	40~60			
Max. Charging Current (A)	120	135	190	190
Max. Discharging Current (A)	120	135	190	190
External Temperature Sensor	Yes			
Charging Curve	3 Stages / Equalization			
Charging Strategy for Li-Ion Battery	Self-adaption to BMS			
PV String Input Data				
Max. DC Input Power (W)	6500	7800	9880	10400
Rated PV Input Voltage (V)	370 (125~500)			
Start-up Voltage (V)	125			
MPPT Voltage Range (V)	150-425			
Full Load DC Voltage Range (V)	300-425	200-425		
PV Input Current (A)	13+13	26+13	26+26	
Max. PV ISC (A)	17+17	34+17	34+34	
Number of MPPT / Strings per MPPT	2/1+1	2/2+1	2/2+2	
AC Output Data				
Rated AC Output and UPS Power (W)	5000	6000	7600	8000
Max. AC Output Power (W)	5500	6600	8360	8800
AC Output Rated Current (A)	20.8/24	25/28.8	31.7/36.5	34.5
Max. AC Current (A)	22.9/26.4	27.5/31.7	34.8/40.2	38
Max. Continuous AC Passthrough (A)	40		50	
Peak Power (off grid)	2 time of rated power, 10 S			
Power Factor	0.8 leading to 0.8 lagging			
Output Frequency and Voltage	50 / 60Hz; L1/L2/N(PE) 120/240Vac (split phase), 208Vac (2/3 phase), L/N/PE 220/230Vac (single phase)			
Grid Type	Split phase; 2/3 phase; Single Phase			
DC injection current (mA)	THD<3% (Linear load<1.5%)			
Efficiency				
Max. Efficiency	97.60%			
Euro Efficiency	97.00%			
MPPT Efficiency	99.90%			
Protection				
Integrated	PV Input Lightning Protection, Anti-islanding Protection, PV String Input Reverse Polarity Protection, Insulation Resistor Detection, Residual Current Monitoring Unit, Output Over Current Protection, Surge protection			
Certifications and Standards				
Grid Regulation	CEI 0-21, VDE-AR-N 4105, NRS 097, IEC 62116, IEC 61727, G99, G98, VDE 0126-1-1, RD 1699, C10-11			
Safety EMC / Standard	IEC/EN 61000-6-1/2/3/4, IEC/EN 62109-1, IEC/EN 62109-2			
General Data				
Operating Temperature Range (°C)	-45~60 °C, >45°C derating			
Cooling	Smart cooling			
Noise (dB)	<30 dB			
Communication with BMS	RS485; CAN			
Weight (kg)	32			
Size (mm)	420W×670H×233D			
Protection Degree	IP65			
Installation Style	Wall-mounted			
Warranty	5 years			

Hybrid Inverter

SUN- 5 / 6 / 8 / 10 / 12 K-SG04LP3-EU



- 100** 100% unbalanced output, each phase; Max. output up to **50%** rated power
- DC** DC couple and AC couple to retrofit existing solar system
- 16** Max. 16pcs parallel for on-grid and off-grid operation; Support multiple batteries parallel
- 240** Max. charging/discharging current of 240A
- 48** 48V low voltage battery, transformer isolation design
- 6** 6 time periods for battery charging/discharging
- EG** Support storing energy from diesel generator

Technical Data

Model	SUN-5K -SG04LP3-EU	SUN-6K -SG04LP3-EU	SUN-8K -SG04LP3-EU	SUN-10K -SG04LP3-EU	SUN-12K -SG04LP3-EU
Battery Input Data					
Battery Type	Lead-acid or Li-Ion				
Battery Voltage Range (V)	40~60				
Max. Charging Current (A)	120	150	190	210	240
Max. Discharging Current (A)	120	150	190	210	240
External Temperature Sensor	Yes				
Charging Curve	3 Stages / Equalization				
Charging Strategy for Li-Ion Battery	Self-adaption to BMS				
PV String Input Data					
Max. DC Input Power (W)	6500	7800	10400	13000	15600
Rated PV Input Voltage (V)	550 (160~800)				
Start-up Voltage (V)	160				
MPPT Voltage Range (V)	200-650				
Full Load DC Voltage Range (V)	350-650				
PV Input Current (A)	13+13			26+13	
Max. PV ISC (A)	17+17			34+17	
Number of MPPT / Strings per MPPT	2/1+1			2/2+1	
AC Output Data					
Rated AC Output and UPS Power (W)	5000	6000	8000	10000	12000
Max. AC Output Power (W)	5500	6600	8800	11000	13200
AC Output Rated Current (A)	7.6	9.1	12.1	15.2	18.2
Max. AC Current (A)	11.4	13.6	18.2	22.7	27.3
Max. Continuous AC Passthrough (A)	45				
Peak Power (off grid)	2 time of rated power, 10 S				
Power Factor	0.8 leading to 0.8 lagging				
Output Frequency and Voltage	50/60Hz; 3L/N/PE 220/380, 230/400Vac				
Grid Type	Three Phase				
DC injection current (mA)	THD<3% (Linear load<1.5%)				
Efficiency					
Max. Efficiency	97.60%				
Euro Efficiency	97.00%				
MPPT Efficiency	99.90%				
Protection					
Integrated	PV Input Lightning Protection, Anti-islanding Protection, PV String Input Reverse Polarity Protection, Insulation Resistor Detection, Residual Current Monitoring Unit, Output Over Current Protection, Surge protection				
Certifications and Standards					
Grid Regulation	CEI 0-21, VDE-AR-N 4105, NRS 097, IEC 62116, IEC 61727, G99, G98, VDE 0126-1-1, RD 1699, C10-11				
Safety EMC / Standard	IEC/EN 61000-6-1/2/3/4, IEC/EN 62109-1, IEC/EN 62109-2				
General Data					
Operating Temperature Range (°C)	-45~60°C, >45°C derating				
Cooling	Smart cooling				
Noise (dB)	<45 dB				
Communication with BMS	RS485; CAN				
Weight (kg)	33.6				
Size (mm)	422W x 702H x 281D				
Protection Degree	IP65				
Installation Style	Wall-mounted				
Warranty	5 years				

Three Phase Hybrid Inverter

SUN- 6 / 8 / 10 / 12 / 15 K-SG01HP3-EU



- 100** 100% unbalanced output, each phase; Max. output up to **50%** rated power
- DC** DC couple and AC couple to retrofit existing solar system
- 16** Max. 16pcs parallel for on-grid and off-grid operation; Support multiple batteries parallel
- 37** Max. charging/discharging current of 37A
- H** High voltage battery, higher efficiency
- 6** 6 time periods for battery charging/discharging
- GEN** Support storing energy from diesel generator

Technical Data

Model	SUN-6K -SG01HP3-EU	SUN-8K -SG01HP3-EU	SUN-10K -SG01HP3-EU	SUN-12K -SG01HP3-EU	SUN-15K -SG01HP3-EU
Battery Input Data					
Battery Type	Lead-acid or Li-Ion				
Battery Voltage Range (V)	96~600				
Max. Charging Current (A)	37				
Max. Discharging Current (A)	37				
Number of battery input	1				
Charging Curve	3 Stages / Equalization				
Charging Strategy for Li-Ion Battery	Self-adaption to BMS				
PV String Input Data					
Max. DC Input Power (W)	7800	100400	13000	15600	19500
Max. DC Input Voltage (V)	1000				
Start-up Voltage (V)	160				
MPPT Range (V)	200-850				
Full Load DC Voltage Range (V)	300-850				
Rated DC Input Voltage (V)	150				
PV Input Current (A)	36+18				
Max. PV ISC (A)	50+25				
Number of MPPT / Strings per MPPT	2/2+1				
AC Output Data					
Rated AC Output and UPS Power (W)	6000	8000	10000	12000	15000
Max. AC Output Power (W)	6600	8800	11000	13200	16500
AC Output Rated Current (A)	9.1	12.1	15.2	18.2	22.7
Max. AC Current (A)	13.6	18.2	22.7	27.3	34.1
Max. Continuous AC Passthrough (A)	50				
Peak Power (off grid)	2 time of rated power, 10 S				
Generator input/Smart load /AC couple current (A)	9.1 / *180 / 9.1	12.1 / *180 / 12.1	15.2 / *180 / 15.2	18.2 / *180 / 18.2	22.7 / *180 / 22.7
Power Factor	0.8 leading to 0.8 lagging				
Output Frequency and Voltage	50/60Hz; 3L/N/PE 220/380, 230/400Vac				
Grid Type	Three Phase				
DC injection current (mA)	<0.5%In				
Efficiency					
Max. Efficiency	97.60%				
Euro Efficiency	97.00%				
MPPT Efficiency	99.90%				
Protection					
Integrated	PV Input Lightning Protection, Anti-islanding Protection, PV String Input Reverse Polarity Protection, Insulation Resistor Detection, Residual Current Monitoring Unit, Output Over Current Protection, Surge protection				
Certifications and Standards					
Grid Regulation	EN50549, AS4777.2, VDE0126, IEC61727, VDEN4105, G99, NBT32004, CEI0-21, NRS097, NBR16149/16150, RD1699				
Safety EMC / Standard	IEC62109-1/-2, EN61000-6-1, EN61000-6-2, EN61000-6-3, EN61000-6-4				
General Data					
Operating Temperature Range (°C)	-45~60°C, >45°C derating				
Cooling	Smart cooling				
Noise (dB)	<45 dB				
Communication with BMS	RS485; CAN				
Weight (kg)	26				
Size (mm)	396Wx580Hx230D				
Protection Degree	IP65				
Installation Style	Wall-mounted				
Warranty	5 years				

Three Phase Hybrid Inverter

SUN- 20 / 25 / 30 / 40 / 50 K-SG01HP3-EU



- 100** 100% unbalanced output, each phase; Max. output up to **50%** rated power
- DC** DC couple and AC couple to retrofit existing solar system
- 16** Max. 16pcs parallel for on-grid and off-grid operation; Support multiple batteries parallel
- 74** Max. charging/discharging current of 74A
- H** High voltage battery, higher efficiency
- 6** 6 time periods for battery charging/discharging
- GEN** Support storing energy from diesel generator

Technical Data

Model	SUN-20K -SG01HP3-EU	SUN-25K -SG01HP3-EU	SUN-30K -SG01HP3-EU	SUN-40K -SG01HP3-EU	SUN-50K -SG01HP3-EU
Battery Input Data					
Battery Type	Lead-acid or Li-Ion				
Battery Voltage Range (V)	200~700				
Max. Charging Current (A)	37		37+37		
Max. Discharging Current (A)	37		37+37		
Number of battery input	1		2		
Charging Curve	3 Stages / Equalization				
Charging Strategy for Li-Ion Battery	Self-adaption to BMS				
PV String Input Data					
Max. DC Input Power (W)	26000	32500	39000	52000	65000
Max. DC Input Voltage (V)	1000				
Start-up Voltage (V)	160				
MPPT Range (V)	200-850				
Min. DC Input Voltage (V)	150				
Full Load DC Voltage Range (V)	360-850	365-850	435-850	450-850	450-850
Rated DC Input Voltage (V)	500	625	500	500	625
PV Input Current (A)	36+36		36+36+36	36+36+36+36	
Max. PV ISC (A)	50+50		50+50+50	50+50+50+50	
Number of MPPT / Strings per MPPT	2/2+2		3/2+2+2	4/2+2+2+2	
AC Output Data					
Rated AC Output and UPS Power (W)	20000	25000	30000	40000	50000
Max. AC Output Power (W)	22000	27500	33000	44000	55000
AC Output Rated Current (A)	30.3	38	45.6	60.8	75.8
Max. AC Current (A)	45.4	41.8	50.1	66.9	83.3
Max. Continuous AC Passthrough (A)	100				
Peak Power (off grid)	2 time of rated power, 10 S				
Generator input/Smart load /AC couple current (A)	30.3 / *180 / 30.3	38 / *180 / 38	45.6 / *180 / 45.6	60.8 / *180 / 60.8	75.8 / *180 / 75.8
Power Factor	0.8 leading to 0.8 lagging				
Output Frequency and Voltage	50/60Hz; 3L/N/PE 220/380, 230/400Vac				
Grid Type	Three Phase				
DC injection current (mA)	<0.5%1n				
Efficiency					
Max. Efficiency	97.60%				
Euro Efficiency	97.00%				
MPPT Efficiency	99.90%				
Protection					
Integrated	PV Input Lightning Protection, Anti-islanding Protection, PV String Input Reverse Polarity Protection, Insulation Resistor Detection, Residual Current Monitoring Unit, Output Over Current Protection, Surge protection				
Certifications and Standards					
Grid Regulation	EN50549, AS4777.2, VDE0126, IEC61727, VDEN4105, G99, NBT32004, CEI0-21, NRS097, NBR16149/16150, RD1699				
Safety EMC / Standard	IEC62109-1/-2, EN61000-6-1, EN61000-6-2, EN61000-6-3, EN61000-6-4				
General Data					
Operating Temperature Range (°C)	-45~60°C, >45°C derating				
Cooling	Smart cooling				
Noise (dB)	<45 dB				
Communication with BMS	RS485; CAN				
Weight (kg)	60				
Size (mm)	560.5W×837H×319D				
Protection Degree	IP65				
Installation Style	Wall-mounted				
Warranty	5 years				

Microinverter

SUN500G-230-EU SUN600G2-US-208/240
 SUN600G2-US-220 SUN600G2-US-127



2 MPP trackers, module level monitoring



IP67 protection degree, 10 years warranty



Rapid shutdown function



PLC, Zigbee or WIFI communication

Technical Data

Model	SUN500G-230-EU	SUN600G2-US-208/240	SUN600G2-US-220	SUN600G2-US-127
Input Data (DC)				
Recommended input Power (STC)	210~400W (2 Pieces)	210~400W (2 Pieces)	210~400W (2 Pieces)	210~350W (2 Pieces)
Maximum input DC Voltage	60V			
MPPT Voltage Range	25~55V			
Operating DC Voltage Range	20~60V			
Max. DC Short Circuit Current	13A			
Max. input Current	10.4A×2			
Output Data (AC)				
Rated output Power	600W	600W	600W	500W
Maximum output Power	600W	600W	600W	500W
Maximum output Current	2.2A	2.9A / 2.5A	2.7A	4A
Nominal Voltage / Range	184~265V	208V / 183~229V 240V / 211~264V	176~242V	a.c.95~155V @127Vac
Nominal Frequency / Range	50.0 / 47.5~51.5Hz	60.0 / 59.3~60.5Hz	60.0 / 59.3~60.5Hz	60.0 / 59.3~60.5Hz
Extended Frequency / Range	50.0 / 45~55Hz	60.0 / 55~65Hz	60.0 / 55~65Hz	60.0 / 55~65Hz
Power Factor	>0.99			
Maximum units per branch	11	8/10	9	6
Efficiency				
CEC Weighted Efficiency	95%			
Peak Inverter Efficiency	96.5%			
Static MPPT Efficiency	99%			
Night Time Power Consumption	50mW			
Mechanical Data				
Ambient Temperature Range	-40~65°C			
Size (mm)	185W×161H×29D (Without mounting bracket and cable)			
Weight (kg)	2.4			
Cooling	Natural cooling			
Enclosure Environmental Rating	IP67			
Features				
Compatibility	Compatible with 60~72 cell PV modules			
Communication	Power line / WIFI / Zigbee			
Compliance	UL1741、VDE0126、VDE4105、IEC62109、CE、INMETRO			
Warranty	10 years			

Microinverter

SUN1300G2-US-208/240

SUN1200G-230-EU SUN1300G



4 MPP trackers, module level monitoring



IP67 protection degree, 10 years warranty



Rapid shutdown function



PLC, Zigbee or WIFI communication

Technical Data


Model	SUN1200G-230-EU	SUN1300G2-US-208/240	SUN1300G
Input Data (DC)			
Recommended input Power (STC)	210~400W (4 Pieces)		
Maximum input DC Voltage	60V		
MPPT Voltage Range	25~55V		
Operating DC Voltage Range	20~60V		
Max. DC Short Circuit Current	13A	13A	14A
Max. input Current	10.4A×4		
Output Data (AC)			
Rated output Power	1300W		
Maximum output Power	1300W		
Maximum output Current	4.3A	6.3A / 5.4A	5.9A
Nominal Voltage / Range	184~265V	208V / 183~229V 240V / 211~264V	176~242V
Nominal Frequency / Range	50.0 / 47.5~51.5Hz	60.0 / 59.3~60.5Hz	60.0 / 59.3~60.5Hz
Extended Frequency / Range	50.0 / 45~55Hz	60.0 / 55~65Hz	60.0 / 55~65Hz
Power Factor	>0.99		
Maximum units per branch	5	4	4
Efficiency			
CEC Weighted Efficiency	95%		
Peak Inverter Efficiency	96.5%		
Static MPPT Efficiency	99%		
Night Time Power Consumption	50mW		
Mechanical Data			
Ambient Temperature Range	-40~65°C		
Size (mm)	298.5W×287H×36D (Without mounting bracket and cable)		
Weight (kg)	6.3		
Cooling	Natural cooling		
Enclosure Environmental Rating	IP67		
Features			
Compatibility	Compatible with 60~72 cell PV modules		
Communication	Power line / WIFI / Zigbee		
Compliance	UL1741、VDE0126、VDE4105、IEC62109、CE、INMETRO		
Warranty	10 years		


Microinverter


SUN300G3-US-220/EU-230


SUN500G3-US-220/EU-230




 Support reactive power compensation

 IP67 protection degree, 10 years warranty

 1 MPP tracker, module level monitoring

 PLC, Zigbee or WIFI communication

 Rapid shutdown function


Technical Data

Model	SUN300G3-US-220	SUN300G3-EU-230	SUN500G3-US-220	SUN500G3-EU-230
Input Data (DC)				
Recommended input Power (STC)	210~400W (1 Piece)		210~600W (1 Piece)	
Maximum input DC Voltage	60V			
MPPT Voltage Range	25~55V			
Operating DC Voltage Range	20~60V			
Max. DC Short Circuit Current	19.5A			
Max. input Current	13A			
Number of MPPT / Strings per MPPT	1/1			
Output Data (AC)				
Rated output Power	300W		500W	
Rated output Current	1.4A	1.3A	2.3A	2.2A
Nominal Voltage / Range (this may vary with grid standards)	220V / 176-242V	230V / 184~265V	220V / 176-242V	230V / 184~265V
Nominal Frequency / Range	50 / 60Hz			
Extended Frequency / Range	45~55Hz / 55~65Hz			
Power Factor	>0.99			
Maximum units per branch	17		10	
Efficiency				
CEC Weighted Efficiency	95%			
Peak Inverter Efficiency	96.5%			
Static MPPT Efficiency	99%			
Night Time Power Consumption	50mW			
Mechanical Data				
Ambient Temperature Range	-40~65°C			
Size (mm)	189Wx184Hx31.5D (Without mounting bracket and cable)			
Weight (kg)	2			
Cooling	Natural cooling			
Enclosure Environmental Rating	IP67			
Features				
Compatibility	Compatible with 60~72 cell PV modules			
Communication	Power line / WIFI / Zigbee			
Grid Connection Standard	EN50549-1, VDE0126-1-1, VDE 4105, ABNT NBR 16149, ABNT NBR 16150, ABNT NBR 62116, RD1699, UNE 206006 IN, UNE 206007-1 IN, IEEE1547			
Safety EMC / Standard	UL 1741, IEC62109-1/-2, IEC61000-6-1, IEC61000-6-3, IEC61000-3-2, IEC61000-3-3			
Warranty	10 years			

Microinverter

SUN600G3-US-220/EU-230

SUN800G3-US-220/EU-230 SUN1000G3-US-220/EU-230



R Support reactive power compensation

IP67 protection degree, 10 years warranty

MPP 2 MPP trackers, module level monitoring

PLC, Zigbee or WIFI communication

PS Rapid shutdown function

Technical Data

Model	SUN600G3-US-220	SUN600G3-EU-230	SUN800G3-US-220	SUN800G3-EU-230	SUN1000G3-US-220	SUN1000G2-EU-230
Input Data (DC)						
Recommended input Power (STC)	210~400W (2 Pieces)		210~500W (2 Pieces)		210~600W (2 Pieces)	
Maximum input DC Voltage	60V					
MPPT Voltage Range	25~55V					
Operating DC Voltage Range	20~60V					
Max. DC Short Circuit Current	2×19.5A					
Max. input Current	2×13A					
Number of MPPT / Strings per MPPT	2/1					
Output Data (AC)						
Rated output Power	600W		800W		1000W	
Rated output Current	2.7A	2.6A	3.6A	3.5A	4.5A	4.3A
Nominal Voltage / Range (this may vary with grid standards)	220V / 176-242V	230V / 184~265V	220V / 176-242V	230V / 184~265V	220V / 176-242V	230V / 184~265V
Nominal Frequency / Range	50 / 60Hz					
Extended Frequency / Range	45~55Hz / 55~65Hz					
Power Factor	>0.99					
Maximum units per branch	8		6		5	
Efficiency						
CEC Weighted Efficiency	95%					
Peak Inverter Efficiency	96.5%					
Static MPPT Efficiency	99%					
Night Time Power Consumption	50mW					
Mechanical Data						
Ambient Temperature Range	-40~65°C					
Size (mm)	212W×230H×40D (Without mounting bracket and cable)					
Weight (kg)	3.5					
Cooling	Natural cooling					
Enclosure Environmental Rating	IP67					
Features						
Compatibility	Compatible with 60~72 cell PV modules					
Communication	Power line / WIFI / Zigbee					
Grid Connection Standard	EN50549-1, VDE0126-1-1, VDE 4105, ABNT NBR 16149, ABNT NBR 16150, ABNT NBR 62116, RD1699, UNE 206006 IN, UNE 206007-1 IN, IIEEE1547					
Safety EMC / Standard	UL 1741, IEC62109-1/-2, IEC61000-6-1, IEC61000-6-3, IEC61000-3-2, IEC61000-3-3					
Warranty	10 years					

Microinverter

SUN1300G3-US-220/EU-230 SUN1600G3-US-220/EU-230
 SUN1800G3-US-220/EU-230 SUN2000G3-US-220/EU-230



R Support reactive power compensation

M 4 MPP trackers, module level monitoring

⏻ Rapid shutdown function

IP67 IP67 protection degree, 10 years warranty

🌐 PLC, Zigbee or WIFI communication

13 Max. DC input current of 13A, adapt to 550W PV module

Technical Data

Model	SUN1300G3 -US-220	SUN1300G3 -EU-230	SUN1600G3 -US-220	SUN1600G3 -EU-230	SUN1800G3 -US-220	SUN1800G2 -EU-230	SUN2000G3 -US-220	SUN2000G2 -EU-230
Input Data (DC)								
Recommended input Power (STC)	210~400W (4 Pieces)		210~500W (4 Pieces)		210~500W (4 Pieces)		210~600W (4 Pieces)	
Maximum input DC Voltage	60V							
MPPT Voltage Range	25~55V							
Operating DC Voltage Range	20~60V							
Max. DC Short Circuit Current	4×19.5A							
Max. input Current	4×13A							
Number of MPPT / Strings per MPPT	4/1							
Output Data (AC)								
Rated output Power	1300W		1600W		1800W		2000W	
Rated output Current	5.9A	5.7A	7.3A	7A	8.2A	7.8A	9.1A	8.7A
Nominal Voltage / Range (this may vary with grid standards)	220V / 176-242V	230V / 184~265V	220V / 176-242V	230V / 184~265V	220V / 176-242V	230V / 184~265V	220V / 176-242V	230V / 184~265V
Nominal Frequency / Range	50 / 60Hz							
Extended Frequency / Range	45~55Hz / 55~65Hz							
Power Factor	>0.99							
Maximum units per branch	4		4		3		3	
Efficiency								
CEC Weighted Efficiency	95%							
Peak Inverter Efficiency	96.5%							
Static MPPT Efficiency	99%							
Night Time Power Consumption	50mW							
Mechanical Data								
Ambient Temperature Range	-40~65°C							
Size (mm)	267W×300H×42.5D (Without mounting bracket and cable)							
Weight (kg)	5.2							
Cooling	Natural cooling							
Enclosure Environmental Rating	IP67							
Features								
Compatibility	Compatible with 60~72 cell PV modules							
Communication	Power line / WIFI / Zigbee							
Grid Connection Standard	ENS0549-1, VDE0126-1-1, VDE 4105, ABNT NBR 16149, ABNT NBR 16150, ABNT NBR 62116, RD1699, UNE 206006 IN, UNE 206007-1 IN, IEEE1547							
Safety EMC / Standard	UL 1741, IEC62109-1/-2, IEC61000-6-1, IEC61000-6-3, IEC61000-3-2, IEC61000-3-3							
Warranty	10 years							

SUNB-5.0-C01-48



- ◆ Modular design, scalable from 5 kWh to 20 kWh
- ◆ Compact size and easy installation
- ◆ High energy density and efficiency
- ◆ Excellent safety of LiFePO4 battery
- ◆ Remote firmware upgrade
- ◆ Long lifespan, 10 years warranty

Technical Data

Model		SUNB-5.0-C01-48			
Battery Data					
Nominal Voltage	51.2V				
Operating Voltage	48V~57.6V				
Charging/Discharging Current	100A	200A	250A	250A	
MAX discharging power	5kw	10kw	12.5kw	12.5kw	
Total energy	5.12kWh	10.24kWh	15.36kWh	20.48kWh	
Usable energy	4.6 kWh	9.2 kWh	13.8 kWh	18.4 kWh	
Rated Capacity	100Ah	200Ah	300Ah	400Ah	
General Data					
Cell Type	LFP (LiFePO4)				
Dimension (W/H/D)	430×440×339	430×760×339	430×1080×339	430×1400×339	
Weight (kg)	50.7	98.7	146.7	194.7	
Master LED indicator	5LED (20%40%, 60%100%), 3LED(working, warning, protecting)				
IP Protection	IP65				
Altitude	≤2000m				
Working temperature	Charge: 0~55°C / Discharge: -20~55°C				
Storage Temperature	-30°C ~ 60°C				
Humidity	≤90%				
Features					
Cycle Life	>6000				
Installation Location	Ground-Mounted				
Communication Port	CAN2.0 / RS485				
Warranty	10 years				

SUN-8K-SG03LP1-EU-ESS



All-in-one Energy Storage System

- ◆ All-in-one design, integrated 8KW hybrid inverter and battery
- ◆ Comfortable and easy control via App, PC or Touch-Display
- ◆ Leading smart application: peak-shaving, smart load, AC couple etc
- ◆ Modular lithium iron phosphate battery, capacity of 5kWh~20kWh, scalable and safety
- ◆ Fast switching time of 4ms, ensuring your energy security

Technical Data

Model		SUN-8K-SG03LP1-EU-ESS
System Specification		
Nominal Output Power/UPS Power (W)	8000 / 8000	
Capacity Range	5 ~ 20 kWh	
Usable Capacity Range	13.8kWh	
Battery Chemistry	LFP (LiFePO4)	
IP Protection	IP21 (Indoor) / IP65 (Outdoor)	
Warranty	5 Year Product Warranty, 10 Year Battery Warranty	
Inverter Technical Specification		
Model		SUN-8K-SG03LP1-EU
Max. PV Input Power (W)	10400	
Max. PV Input Current (A)	2 x 22	
Max. PV Input Voltage (V)	500	
Start Up DC Voltage (V)	125	
MPPT Voltage Range (V)	150-425	
Max. PV Short-circuit Current (A)	2 x 28	
MPPT Number	2	
Max. Charging/Discharging Current (A)	190	
Max. Charging/Discharging Power (W)	8000	
Rated Voltage (V)	230	
Rated Frequency	50 / 60 Hz	
Peak Power (off grid)	2 time of rated power, 10 S	
DC injection current (mA)	THD<3% (Linear load<1.5%)	
Phase	Single Phase	
Display	LCD	
Relative Humidity	15% ~ 85% (No Condensing)	
Dimension (W x D x H)	430W x 1740H x 339D	
Weight (kg)	178.7	
Communication with BMS	RS485; CAN	
EMC	IEC/EN 61000-6-1/2/3/4	
Safety	IEC/EN 62109-1, IEC/EN 62109-2	
Grid Regulation	CEI 0-21, VDE-AR-N 4105, NRS 097, IEC 62116, IEC 61727, G99, G98, VDE 0126-1-1, RD 1699, C10-11	
Efficiency		
Max. Efficiency	97.6%	
Max. charging/discharging efficiency	95.5%	
Battery Technical Specification		
Module Model		SUNB-5.0-C01-48
Module Capacity		
Module Nominal Voltage		51.2V
Operating Temperature Range		Charge: 0~55°C / Discharge: -20~55°C
Max. Modules in Parallel		50
Max. Charging/Discharging Current (A)		
Cycle Life		>6000

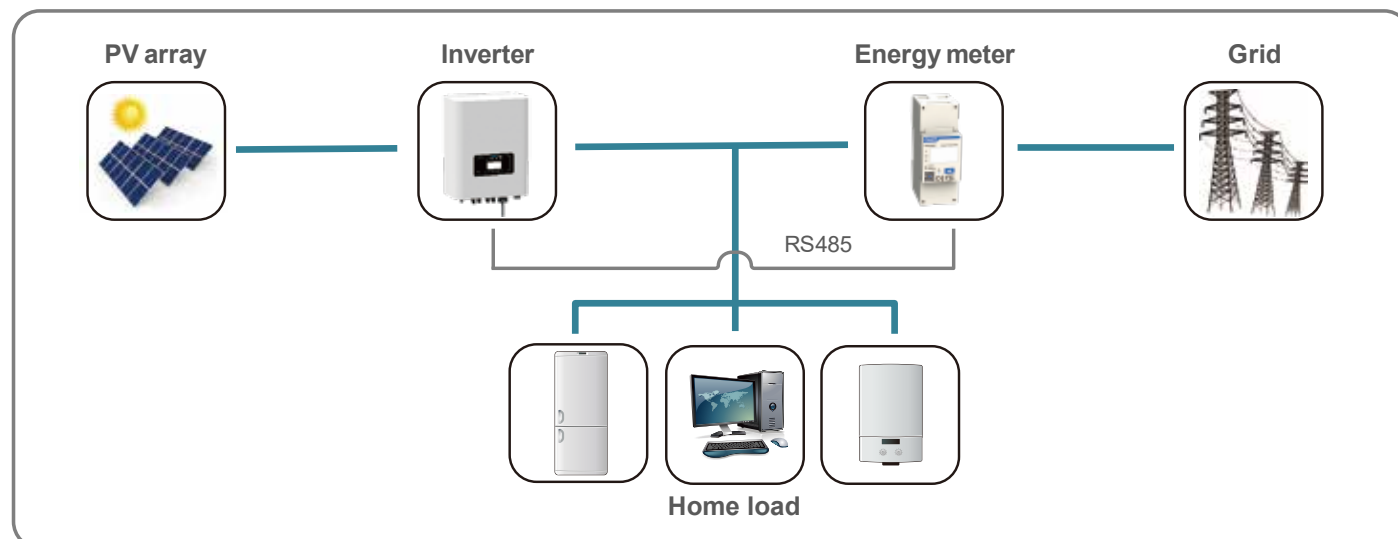
Energy Meter



Technical Data

Model	CHNT DDSU666	CHNT DTSU666	EASTRON SDM 230 Modbus	EASTRON SDM 630-Modbus V2	EASTRON SDM 630 MCT
Battery Data					
Max. direct current measurement (A)	60	80	100	100	1-9999A (with CT)
Direct Voltage measurement between phases	/	176-458V	/	147-480V	50-950V 50-550V
Direct measurement between phase and neutral	176~264V	100-265V	176~276V	85~480V	20-550V
Accuracy Class					
Active power	Class1				
Reactive power	Class2				
Power Supply					
Power consumption	≤1W / 8VA	≤1.5W / 6VA	≤2W / 10VA	≤2W / 10VA	≤2W / 10VA
AC power supply input voltage	176-264V	100-265V	176-276V	85-480V	85-275V / 120-380V
AC power supply input frequency	50/60Hz		50Hz	50/60Hz ±2%	50/60Hz ±2%
Generation Specifications					
Dimensions (L/H/W) in mm	36×85×66	100×72×66	36×99×63	72×100×66	72×94.5×65
Weight (kg)	0.21	0.44	0.21	0.42	0.29
Mounting options	DIN Rail				
Degree of protection	IP51				
Display	LCD				
Communication interface	RS485				
Max. number of devices to connect	32				
Regulated working temperature range	-25°C~+55°C	-10°C~+45°C	-25°C~+55°C		
Limited working temperature range	-40°C~+70°C	25°C~+75°C	/		
Humidity	≤75%		0~95%, non-Condensing		
Warranty	1.5 years				

Typical Application Diagram



MECD



- C
 - ◆ Built-in Zigbee, PLC and WIFI modular.
 - ◆ Suitable for single-phase and three-phase applications.
 - ◆ Enables remotely monitoring and management.
- H
 - ◆ OLED display and buttons, easy operation.
 - ◆ Compact design and light in weight.
- +
 - ◆ Support quick shutdown remotely.
 - ◆ Robust design, 3 years warranty.

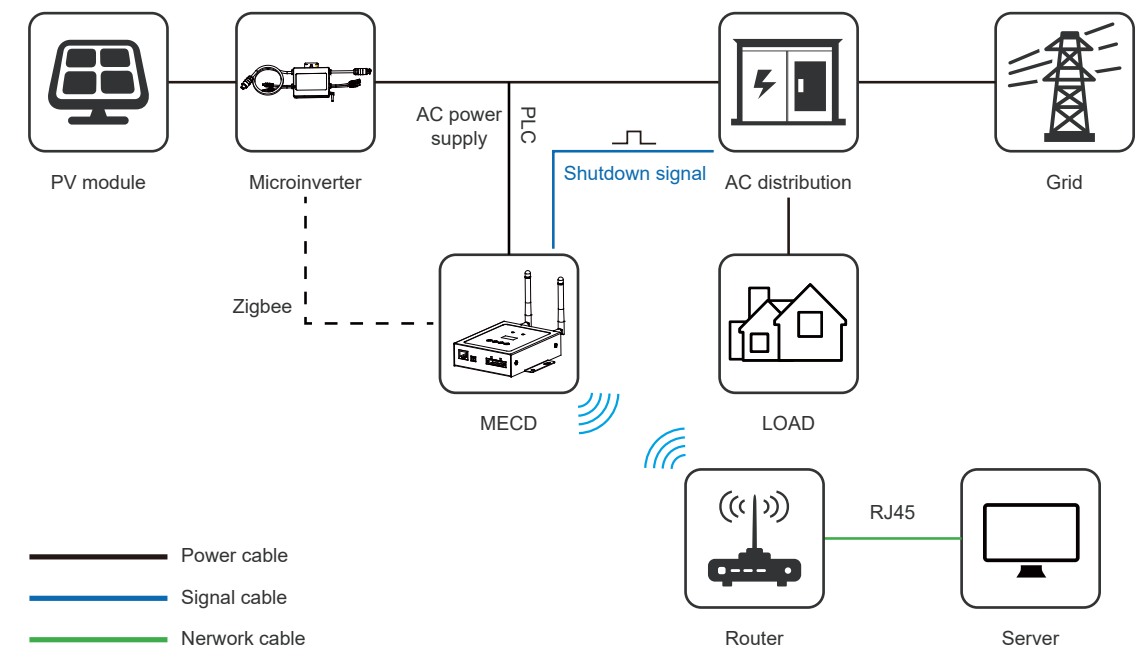
The MECD communications gateway collects and delivers modular performance data in real time, for comprehensive monitor and manage of your solar system, optimizing the performance of your solar system.

With built-in quick shutdown application, the MECD is able to control the microinverter connected shutdown immediately when the dry contact is activated.

Technical Data

Model	MECD
Communication interface	
Communication method	Zigbee, PLC
Max. number of inverters connected	5、 10、 20、 32 (Max.)
Communication to router	WIFI
WIFI wireless security	WEP, WPA2-PSK
RS485	Reserved
Max. distance (free space)	PLC 300m; Zigbee 100m (Max. straight-line distance)
Power Supply	
AC power supply	100 to 240V AC, 50/60Hz
Power consumption	5W typical, 10W Maximum
Mechanical Data	
Dimenstions (L/H/W) in mm	133.6×132×35.5 mm
Weight (kg)	0.3
Operation temperature range	-20~+50°C
Mounting method	Wall-mounted
Display	OLED and LED indicators
Features	
Grid type	Single phase / three phase
Digital Input	Control device connection
Other	
Compliance	IEC60950, IEC61000-6-2, FCC Part15 Class B / Class C
Warranty	3 years

Typical Application



Stick Logger

GPRS / WIFI / 4G / Ethernet
Monitor your system anywhere in the world.



- ◆ External light indicator, logging status at a glance;
- ◆ Plug & play, pick power within inverter, no external power needed, easy to install;
- ◆ Independent from inverter to protect parts inside inverter, eliminate potential problems;
- ◆ IP65 water-proof design, resistant to bad weather, enhance stability;
- ◆ External design, easier to replace faulty equipment;
- ◆ End-user can monitor yields at any time with SOLARMAN APP.

Technical Data

Product Model	LSG-3	LSG-4	LSW-3	LS4G-3	LSE-3
Remote Communication Interface	GPRS	GPRS	WiFi	4G	LAN
Working Frequency	GSM850 / EGSM900 / DCS1800 / PCS 1900MHz	GSM850 / EGSM900 / DCS1800 / PCS 1900MHz	2.142GHz~2.484GHz	704MHZ-960MHZ 1710MHZ-2690MHZ	Adaptive Network; 10M / 100M
Satellite Positioning	/	GPS / Beidou < 15m	/	/	/
Antenna	External GPRS Stick Antenna	External GPRS Stick Antenna	External WiFi Stick Antenna	External 4G Stick Antenna	/
Data Interface	RS485 / RS232 / TTL				
Working Voltage	DC4.7V~DC15V				
Working Power	3W	3W	1.5W	5W	1W
SIM Card	Chip Card / MicroSIM	Chip Card / MicroSIM	/	MicroSIM	/
Memory	2M Flash (2M-16M Optional)				
Working Temperature	-40℃~+85℃				
Working Humidity	< 90% (No Condensing)				
No.of Connections	One				
Serial Communication Rate	bps (1200-115200bps Configurable)				
Data Acquisition Interval	Default 5min (1-15min Configurable)				
User Configuration	Bluetooth	APP / Web	AT+InstructionSet Remote Server	Local Serial Port	Web
Firmware Upgrade	Remote Upgrade				
Others	Real-time Control, Data resuming				

Stick logger supports GPRS, WIFI, 4G, Ethernet and other communication modes. Its bluetooth function enables local debugging configuration to collect operation and power generation data from inverters.


It pairs with solarman professional platform to enable remote PV system monitoring and to realize distributed power station management with lower cost and higher efficiency.

Smart PV Management Platform



Deye residential monitoring solution takes great care to ensure that your PV system is in excellent operation throughout its entire life-cycle. This monitoring solution offer you details information of your power generating plant including Today energy, Monthly energy, yearly energy, total energy etc, through wireless communication with your router to the internet by a smart wifi plug. User can easily access to the monitoring page via PC web or phone APP.

Maximum your energy output while minimizing your costs. Scan the QR code to build your power station !



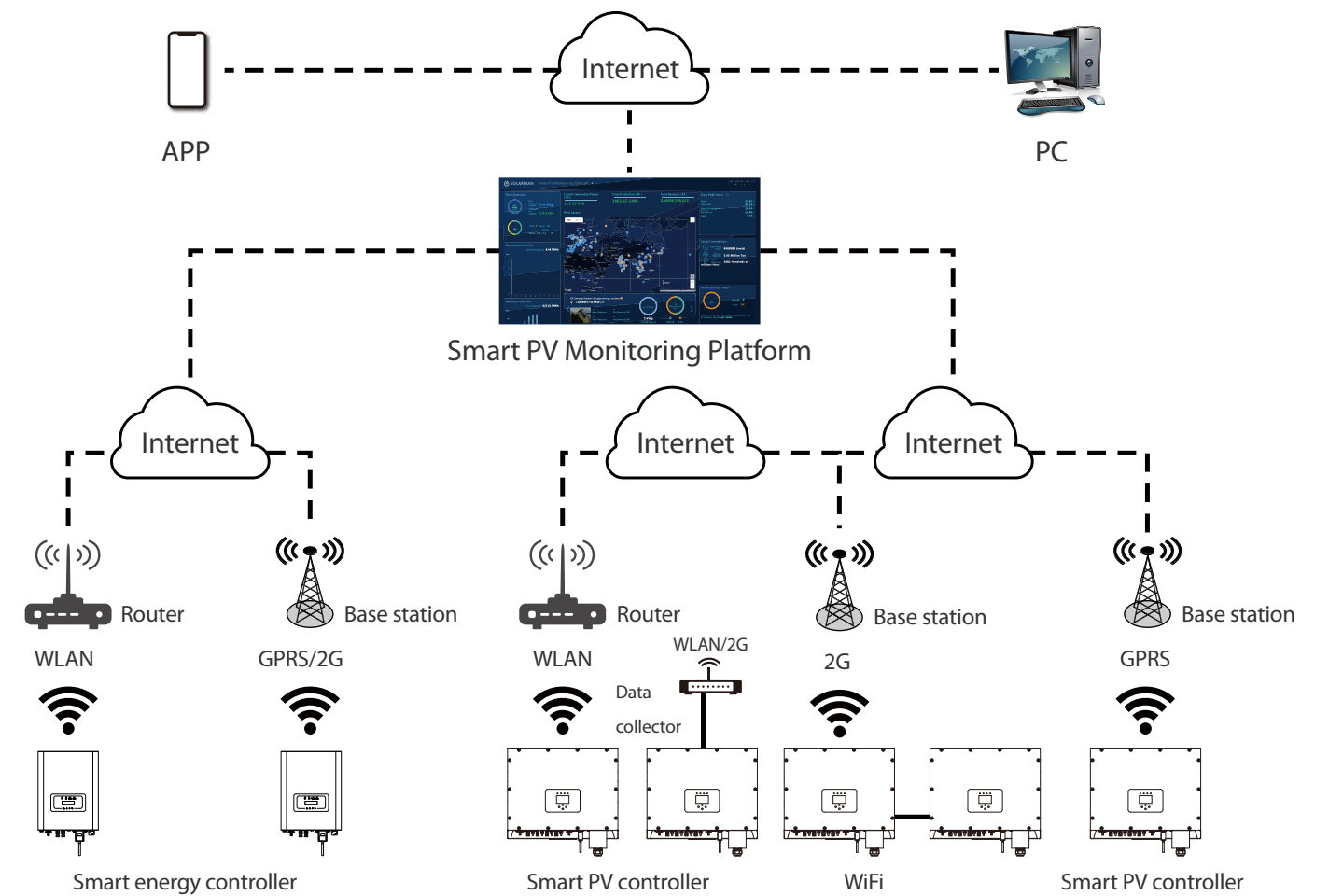
Efficiency

- Open station supports one-click installation and registration;
- Problem support one-click dispatch and navigation.



Safe

- Safe operation, traceable logs, etc;
- Support full lifecycle data storage to ensure data security and reliability.



Project cases



- ▶ 5KW
- ▶ Brazil
- ▶ SUN-5K-G



- ▶ 20KW
- ▶ Brazil
- ▶ SUN-10K-G



- ▶ 50KW
- ▶ Brazil
- ▶ SUN-25K-G



- ▶ 200KW
- ▶ Brazil
- ▶ SUN-50K-G



- ▶ 200KW
- ▶ Vietnam
- ▶ SUN-50K-G

Project cases



- ▶ 320KW
- ▶ Brazil
- ▶ SUN-80K-G



- ▶ 16KW
- ▶ South Africa
- ▶ SUN-8K-SG



- ▶ 30KW
- ▶ China
- ▶ SUN 1200G

- ▶ 32KW
- ▶ South Africa
- ▶ SUN-8K-SG



- ▶ 91KW
- ▶ USA
- ▶ SUN 1300G2

