

BRAND QUALITY WITHOUT THE BRAND

AB



EDGE RANGE



## INTRODUCING **EDGE**



### NEW FORWARD THINKING PERFORMANCE RANGE, EDGE. AVAILABLE FROM STOCK

Taking teamsport clothing to the next level. The new fully coordinated 'Edge' team and training range is now available from stock.

Consisting of 7 expertly created and manufactured styles to include tech training-tee, contemporary polo, premium midlayer, heavyweight polyester hoody, lightweight gilet and contact top, plus a fully weatherproof ¼ zip hooded jacket.

The range is unique and distinctive due to its subtle contrast colour panelling and signature "Edge" print design along with the use of premium technical fabrics.



## CONTENTS

868	Edge Pro Team Midlayer	4
867	Edge Pro Team Polo	6
874	Edge Pro Poly Hoodie	8
865	Edge Pro Training Tee	12
873	Edge Pro Hooded Jacket	14
860	Edge Pro Contact Top	16
870	Apex Pro Gilet	18

# 868 EDGE PRO TEAM MIDLAYER

## PREMIUM QUALITY 1/4 ZIP, FLEECE LINED MIDLAYER

- Premium 1/4 zip midlayer
- 220gsm full dull flat knit polyester with antipill fleece reverse
- Contoured arm panel in two tone contrast mesh fabric
- Scooped hem with contrast colour reversed zipper tape
- Signature "Edge" range colour contrast print details
- Perfect for layering up in style



THERMAL  
BALANCE



QUICK DRY




LIGHTWEIGHT



WARMTH



EASY CARE



### 9 STOCK COLOUR COMBINATIONS



3D CADs now available in 4 angles per colour

### 868 EDGE PRO MIDLAYER SIZE GUIDE

Available Colours	Black / Black/Amber / Black/Emerald / Black/Red / Black/White Navy / Navy/Red / Navy/Sky / Navy/White									
International Size	SY	MY	LY	XLY	S	M	L	XL	XXL	3XL
Years	8/9	10/11	12/13							
Chest Inches (to fit)	26/28	28/30	30/32	32/34	34/36	38/40	42/44	46/48	48/50	50/52
Chest cm (to fit)	66/71	71/76	76/81	81/86	86/91	97/102	107/112	117/122	122/127	127/132
Vatable	No	No	No	No	Yes	Yes	Yes	Yes	Yes	Yes

BRAND QUALITY WITHOUT THE BRAND

868 PRO TEAM MIDLAYER



2 STOCK COLOUR COMBINATIONS



3D CADs now available in 4 angles per colour

867 EDGE PRO POLO SIZE GUIDE

Available Colours	Black / Navy								
International Size	LY	XLY	S	M	L	XL	XXL	3XL	
Years	12/13								
Chest Inches (to fit)	30/32	32/34	34/36	38/40	42/44	46/48	48/50	50/52	
Chest cm (to fit)	76/81	81/86	86/91	97/102	107/112	117/122	122/127	127/132	
Vatable	No	No	Yes	Yes	Yes	Yes	Yes	Yes	Yes



QUICK DRY



BREATHABLE



EASY CARE



**867 EDGE PRO TEAM POLO**  
**CONTEMPORARY PREMIUM POLO SHIRT**

- > 180gsm super soft technical polyester pique
- > Scooped hem and side detail
- > Performance fit
- > New grandad style ribbed collar
- > Signature "Edge" range print details
- > A classic but innovative design combined with premium fabric

# 874 EDGE PRO POLY HOODIE

## PREMIUM QUALITY, TECHNICAL HOODIE

- Ultra warm hooded top
- 260gsm full dull polyester face with heavy brushed back
- Contemporary design front pocket pouch
- Contoured arm panel in two tone contrast mesh fabric
- Signature "Edge" range colour contrast print details
- A forward thinking performance hoodie



THERMAL  
BALANCE



QUICK DRY



EASY CARE



WARMTH



### 9 STOCK COLOUR COMBINATIONS



3D CADs now available in 4 angles per colour

### 874 EDGE PRO POLY HOODIE SIZE GUIDE

Available Colours	Black / Black/Amber / Black/Emerald / Black/Red / Black/White Navy / Navy/Red / Navy/Sky / Navy/White									
International Size	SY	MY	LY	XLY	S	M	L	XL	XXL	3XL
Years	8/9	10/11	12/13							
Chest Inches (to fit)	26/28	28/30	30/32	32/34	34/36	38/40	42/44	46/48	48/50	50/52
Chest cm (to fit)	66/71	71/76	76/81	81/86	86/91	97/102	107/112	117/122	122/127	127/132
Vatable	No	No	No	No	Yes	Yes	Yes	Yes	Yes	Yes



# EDGE DNA



Contemporary Design

Bespoke Technical Fabrics

Signature 'Edge' Range Print Details

Subtle Trims & Garment Features

Contoured Fit For Comfort & Performance

# 865 EDGE PRO TRAINING TEE

PREMIUM QUALITY, PERFORMANCE FIT TECHNICAL TEE

- Quick dry moisture management technical tee
- 140gsm ultra soft performance polyester micro knit
- Lightweight
- Scooped hem and contoured side panel
- Performance fit
- Signature "Edge" range colour contrast print details
- A premium quality multipurpose tee



## 7 STOCK COLOUR COMBINATIONS



3D CADs now available in 4 angles per colour

## 865 EDGE PRO TRAINING TEE SIZE GUIDE

Available Colours	Black/Amber / Black/Emerald / Black/Red / Black/White Navy/Red / Navy/Sky / Navy/White									
International Size	SY	MY	LY	XLY	S	M	L	XL	XXL	3XL
Years	8/9	10/11	12/13							
Chest Inches (to fit)	26/28	28/30	30/32	32/34	34/36	38/40	42/44	46/48	48/50	50/52
Chest cm (to fit)	66/71	71/76	76/81	81/86	86/91	97/102	107/112	117/122	122/127	127/132
Vatable	No	No	No	No	Yes	Yes	Yes	Yes	Yes	Yes



LIGHTWEIGHT



QUICK DRY



EASY CARE



BREATHABLE

BRAND QUALITY WITHOUT THE BRAND

865 PRO TRAINING TEE






2 STOCK COLOUR COMBINATIONS



3D CADs now available in 4 angles per colour

873 EDGE PRO HOODED JACKET SIZE GUIDE


Available Colours	Black / Navy							
International Size	LY	XLY	S	M	L	XL	XXL	3XL
Years	12/13							
Chest Inches (to fit)	30/32	32/34	34/36	38/40	42/44	46/48	48/50	50/52
Chest cm (to fit)	76/81	81/86	86/91	97/102	107/112	117/122	122/127	127/132
Vatable	No	No	Yes	Yes	Yes	Yes	Yes	Yes

-  SHOWERPROOF
-  EASY CARE
-  WIND RESISTANT

## 873 EDGE PRO HOODED JACKET

### PREMIUM WEATHERPROOF, TECHNICAL OUTERLAYER

- 1/4 zip hooded pullover top
- 180gsm 3 layer bonded technical shell
- Water repellent and fully weatherproof
- Contoured arm panel in contrast fabric
- Signature "Edge" range print details
- Zipped chest pocket
- Dogtooth shock cord hood adjusters
- A unique outerwear alternative to basic showerproof jackets and tops



BRAND QUALITY WITHOUT THE BRAND

873 PRO HOODED JACKET



# 860 EDGE PRO CONTACT TOP

## NEXT LEVEL MULTI PURPOSE TRAINING TOP

- Colour contrast ribbed crew neck collar
- 180gsm 3 layer bonded technical shell
- Water repellent and fully weatherproof
- Contoured arm panel in contrast fabric
- Drawcord at hem and reinforced seams throughout
- Signature "Edge" range colour contrast print details
- Taking performance training tops to the next level



EASY CARE




WIND RESISTANT



SHOWERPROOF



REINFORCED SEAMS



### 9 STOCK COLOUR COMBINATIONS



3D CADs now available in 4 angles per colour

### 860 EDGE PRO CONTACT TOP SIZE GUIDE

Available Colours	Black / Black/Amber / Black/Emerald / Black/Red / Black/White Navy / Navy/Red / Navy/Sky / Navy/White										
International Size	XSY	SY	MY	LY	XLY	S	M	L	XL	XXL	3XL
Years	6/7	8/9	10/11	12/13							
Chest Inches (to fit)	24/26	26/28	28/30	30/32	32/34	34/36	38/40	42/44	46/48	48/50	50/52
Chest cm (to fit)	61/66	66/71	71/76	76/81	81/86	86/91	97/102	107/112	117/122	122/127	127/132
Vatable	No	No	No	No	No	Yes	Yes	Yes	Yes	Yes	Yes

BRAND QUALITY WITHOUT THE BRAND

860 PRO CONTACT TOP

# 870 APEX GILET

## LIGHTWEIGHT, STYLISH, SHOWERPROOF GILET

- Lightweight ultra stylish bodywarmer
- 60gsm hi density downproof minature polyester ripstop
- Durable water repellent
- 160gsm wadding
- Brushed back polyester stretch side panels
- 2 side pockets
- Modern, versatile mid or outerlayer to keep you warm to the core



THERMAL  
BALANCE



WIND  
RESISTANT



LIGHTWEIGHT



WARMTH



SHOWERPROOF

### 2 STOCK COLOUR COMBINATIONS



3D CADs now available in 4 angles per colour

### 870 APEX GILET SIZE GUIDE

Available Colours	Black / Navy						
International Size	XLY	S	M	L	XL	XXL	3XL
Years							
Chest Inches (to fit)	32/34	34/36	38/40	42/44	46/48	48/50	50/52
Chest cm (to fit)	81/86	86/91	97/102	107/112	117/122	122/127	127/132
Vatable	No	Yes	Yes	Yes	Yes	Yes	Yes



BRAND QUALITY WITHOUT THE BRAND

870 APEX GILET

CT



GCSE P.E.

**EDGE RANGE**