



Heartstring Samplery

ORIGINAL CROSS-STITCH DESIGNS & REPRODUCTIONS BY BETH TWIST



YUKON'S CHRISTMAS LIST
A TOTALLY FREE CHART FROM ME TO YOU

INSPIRATION: 1964 was the year that the iconic Christmas stop-motion classic, Rudolph the Red-Nosed Reindeer was released as a television special on NBC. You all know the one, I'm sure. If you were born any time between 1964 and now, you probably grew up watching it every year.

I was always especially fascinated with Yukon Cornelis, that interesting, strange, and indestructible gold prospector that finds Rudolph and Hermie out in the snowy wilderness. The three misfits have a grand adventure that results in the best, most quirky Christmas tale ever told (in my humble opinion).

This little chart is a gift from me to all you other Yukon fans out there, and contains a simplified version of his famous Life-Sustaining Supplies list. As stated to his new misfit friends, *"Oh, well, now I'm off to get my life-sustaining supplies: cornmeal and gun powder and hamhocks and guitar strings. I'll give you a lift. Hop aboard, mateys."*



MATERIALS ORDERING INFORMATION:

The Gentle Art: www.thegentleart.com

Picture This Plus: www.picturethisplus.com

Feel free to replace Yukon's initials and date with your own, but beware his pickaxe if you do so! He might not like having a usurper on his territory.

This might also be fun to leave flat and put in a frame, or stitch into a long pillow for your sofa. Have fun with it!

And please send me photos of your finish! I love seeing what you do with my designs.

For finishing instructions, visit the "Tutorials" tab on my blog and scroll down until you find one of my other pin drum tutorials. There are two methods there, one under "Acorn House Pin Drum" and the other under "Grand Old Flag".



Yukon's Christmas List

Stitch Count: 193 x 47

Model stitched on
Picture This Plus 32ct. Ale

Using flosses from The Gentle Art:
Piney Woods, Ruby Slipper

Feel free to substitute your favorite
Christmas Green and Red for those charted

Materials needed to finish Pin Drum:
2 feet chenille trim.
Two 5x5 pieces of quilting cotton, your choice.
One 4x4 piece of fabric to patch bottom.
Crushed walnut shells or other filler of choice.




This pattern is an original design
by Beth Twist
of Heartstring Samplery

All rights reserved.
Please respect the work that went into its
creation and do not reproduce.

beth@heartstringsamplery.com
thetwistfamily.blogspot.com

Yukon's Christmas List... a Heartstring Samplery design by Beth Twist




2016... All Rights Reserved


Legend:


For new designs and info, go to www.thetwistfamily.blogspot.com

Yukon's Christmas List... a Heartstring Samplery design by Beth Twist



2016... All Rights Reserved

 GAF-7082 Piney Woods

 GAF-7100 Ruby Slipper

For new designs and info, go to www.thetwistfamily.blogspot.com