

# DESTINATION: RENA

SUMMER 2020





## FROM THE CAPTAIN'S DESK

*A message from our director,  
Mrs. Chaya Levy*

Wow! We cannot believe how fast time has flown by.. guess we're just having so much fun!

As we wrap up a stupendous month, we are already gearing up for more enthralling entertainment and excitement in Camp Rena second half!


What a joy to watch the kids run around and enjoy our rooftop water park, the great indoor and outdoor play areas and a rich array of interactive activities. At Camp Rena, we aim to continue utilizing each day to its fullest, enabling the girls to build their self-confidence and develop their skills.

I want to take this opportunity to thank our amazing specialty heads, Morahs, counselors and everyone in-between for all of their hard work and making Camp Rena so special.

As I greet the girls each morning, there's no better feeling than knowing that we have an awesome day planned ahead. I am so proud of how much each and every girl has blossomed and grown throughout these past few weeks and look forward to continued growth be"H.

Can't wait to share what session two has in store!

Wishing you a beautiful Shabbos,  
Mrs. Chaya Levy  
Director



# THIS WEEK'S VOYAGE



## Camp Rena We're Taking on the World-Summer 2020

### Attention all of Rena!

This week went oh, so well!

We loved having you as our travelers to **Eretz Yisroel!**

Greeted by the Na-Nachs, this week began with grins.

We danced away as peyos swayed.

Also we got our pins!

Music note decorations we designed expertly.

The magic show for preschool had us laughing loudly!

We loved the fluffy skirts you wore on out **'Tutu Tuesday'**.

Army gear bedecked our girls, watch out for the shooting spray!

Throw the ball, try to conquer the human battleship.

And pitas baked so very fresh, had us licking our lips.

Welcome to our Rena Shuk... Have a falafel ball!

Come one, come all see our awesome carnival!

Shuk carnival was awesome, we cherished each part!

Photo Booth, cotton candy, snow cones, and more!

Oh and don't forget the spin art!

Spin the dice and pass it on to all your Rena buddies.

Go into the middle to finish all the goodies!

The epic Yam Hamelech is what **Thursday** portrayed.

Beach balls is what we autographed, muddy buddies is what we made!

**Friday** wrapped up the weeks Middah, שלום על ישראל.

We bid for some great prizes by using our shekels!

Hair and blush, bake a challah workshops happened all day!

Cookie designing and a gorgeous glass tray takeaway!

We have discovered that in Israel, שלום also means farewell!

To say שלום to this country, pictures we sanded well!

Each day at Rena blows our minds.

What's next? We'll never know.

Better get pumped cause very soon to **Alaska**

we will go!!












רוחניות  
רוחניות















Meet our

# HEAD TOUR GUIDES



## Travel Zone

This week's Travel Zone we're הכי מסולות! We took it to the next level with our "נ-נח" music on Monday as we decorated beautiful wooden music-themed decorations! We took note of Rena's artistic talents shining through!

Tuesday we ran around the camp looking for staff members who had the words we needed to unlock our secret messages. The result: שלום על ישראל - corresponding to the מדה of the week. It was צה'ל day with no war! We hope you enjoyed your refreshing ices afterwards!

On Wednesday we had an awesome game of 'Spin The Rena Dice'! We spun a dice and landed on different countries where we had to do different things for everything we landed on! Rather jumping jacks, speaking different languages, balancing on one foot, complimenting our counselors, or singing with chips on our lips. We had a blast! When a girl landed on Rena, she got to eat the delicious goodies in the middle till the next girl landed on Rena! It was so much fun!

Thursday we made muddy-buddies in honor of the המלח mud baths. Yuuummm!  
Then we all got beach balls for our friends and counselors to sign!

We'll really miss everyone who is leaving!!  
What an awesome Travel Zone week we had!

It was truly out of this world!

Love,  
Devorah, Hudis, Yael and Yael  
Head Counselors 2020



# Meet our TOUR GUIDES SPECIALTY STAFF



## Voice/Drama: Ms. Moussia Mendelson

Hey, my dramatic actresses and beautiful singers! You girls are such a pleasure to teach every week! Younger division had an amazing time asking 'Moussia, may we cross your drama river' and beautifully acting the specific emotions they were told to perform, asking 'how many steps should we take?' You girls were fantastic at following directions and really portraying the emotions. Some of you even joined me to be the one to own the drama river and were so creative on what your friends should act out and do! We then had an amazing game of 'Drama Musical Chairs' where you girls were wonderfully acting your way around the chairs like a specific animal, person, or thing, all while paying attention in getting a chair when the music stops. Woah..now that's what we call multi tasking! Older division! You girls really were put to the challenge for team work and relying on your friends (fits perfectly with 9 days -ahavas chinum. We jumped right in with our first activity 'Power of Hands' where you girls were partnered up to rely on each other to walk carefully around the room and NOT bump into others; we had a couple of winners who just wouldn't give up! The #1 game of the week 'Splat'; this word will forever be in your memory... Focus and attention are vital when it comes to acting and performing and YOUR focus and attention really got some attention this week (yes pun intended!). We finally finished up our amazing class by splitting up into groups, having to camouflage a random gesture given into a small skit. Your creativity was incredible!! Continuing using your amazing talents to serve Hashem! Love you all, Moussia Mendelsohn

## Keyboard: Mrs. Miriam Segal

Hi again. Morah Miri here. Your keyboard lady. So let's see. This week we tried to let everyone catch up with the songs we've learned. We're also working on a new tune called Heart & Soul which is a very famous duet that is known to many and passed on for many years. My campers are delightful and we're having a great time! I want to wish, a wonderful second half, to those that are leaving to the mountains, and can't wait to meet my new pianists... See ya!

## Gymnastics: Grace's Esses Team

This week at Camp Rena Grace's Gymnastics, our excellent coaches had the girls working on their Gymnastics hard core! After leading a typical stretch to get our bodies warmed, we had the students work on all their favorite Gymnastics moves! We had the talented Camp Rena students work forward rolls, handstands, cartwheels, round-offs, front and back limbers and front and back walkovers. We even had some campers learn front and backhand-springs as well as the advanced aerials!! The campers are working so hard and improving each and every week! We can't wait to see what they all master by the end of the Summer! We encourage the kids to try new things and push beyond their comfort zone in a safe and fun way!

In ballet this week, the ballerina girls learned second position as well as a new ballet jump called echappé. They also practiced the traveling chassé step and balancing on one leg. The girls worked on their tendus and plies as well, to the Camp Rena ballerina dance! I love teaching ballet twice a week!

**Ballet:**  
Ms. Yonah Lavie

# Meet our **TOUR GUIDES** **SPECIALTY STAFF**



## **Arts and Crafts:**

*Mrs. Faigy Roman*

Our youngest campers, girls and boys, made hot air balloon frames. Three balloons gently float above a colorful "summer" picture frame. The kids decorated with beads / do a dots / stickers / and pom poms.

First and second graders made a lovely chalkboard complete with chalk. They used a beautiful floral scratch art against a yellow chevron design. They used glitter mod podge and rhinestones to finish off this gorgeous project.

Grades three and up decorated their own mini whiteboard. The girls hand-rolled colorful felt flowers which we hot glued onto the border in the design of their choice.

Looking forward to next week be"H... can't wait!

## **Edible Arts:**

*Ms. Bracha Rosenthal/  
Yummy Blessings*

This week in Edible Art we made Rice Krispie Treat Pops. Each girl made their own Rice Krispie Treat mixture and then molded them. They then were able to decorate their creations with colored chocolate and were given adorable ice cream cups to hold their masterpieces. My goal in Edible Arts is to empower each Rena girl to feel confident enough to create whatever she envisions. I feel most accomplished, not when I see everyone replicating my sample, but when I see each girl using her imagination and creativity. And this week we most certainly accomplished that! I was totally blown away by the creative ideas that the Rena girls showed. While every girl was given the "same project", and walked out with something unique and totally different. I can't wait to create with you next week!!

## **Dance:**

*Mrs. Pessi Rosenberg*

This week we learned dances to three different acapella songs! We did Yesh Tikva by the Maccabeats, Dror Yikra by the Maccabeats, and Muchanim by Uri Davidi. Everyone did such an amazing job! Remember to practice at home!

Can't wait for next week,  
Pessi Rosenberg

## **Accessories:**

*Ms. Mashi Lax*

This week in accessories we made Mickey Mouse necklaces! They were so cute and creative to make! The kids really loved it and had so much fun! Can't wait for next week!

## **Baking:**

*Chef Sara B.*

This week baking was so much fun and we sure did bake a ton! Pies that were filled with either custard or cherries! Yummy crinkle cookies that had us eating off our plates! Challah on Friday, chocolate babka right out of the oven. Can't wait to bake more with you next week!



*Meet our*

# TOUR GUIDES

## SPECIALTY STAFF



### **Sports and Music and Movement:**

*Mrs. Bracha Wax*

The girls continue to keep busy in the gym during sports! The two most popular games in camp: jumping hoola hoop rock paper scissor game and of course machanayim: campers vs. counselors!

This week in music and movement we exercised using squish balls. We worked on practicing hand eye coordination and throwing/ catching! The kids had to roll the ball with their nose across the room! We crab walked across the room while holding the ball under our chins!! We had so much fun! Can't wait til next week!

### **Team Building:**

*Mrs. Chana Katzin*

We had an awesome time working in groups of four. We built pyramids out of cups using a rubber-band with four strings attached to move the cups from place to place. We then had a real Team Building competition! We raced to build the tallest free standing structure using marshmallows and toothpicks. The best part was watching the girls work in groups and collaborate so beautifully!

Can't wait for next week!

### **Tie Dye:**

*Ms. Sarah Cohen*

This week we did something fun and new at tie dye ! We had so much fun using sharpies ! We decorated sun visors and then we sprayed alcohol on it which made it have a tie dye look. The visors came out amazing and they look really cute on the girls and boys!

### **Paint and Adventure Zone:**

*Mrs. Rivky Isseroff*

This week in painting the girls worked on diptych art technique, also known as 2 canvas paintings. They each got 2 canvases to complete the other side of a sunflower or butterfly. It came out gorgeous!

Adventure Zone is a group specialty. This week the girls played a heated game of steal the salami and coke and pepsi. They had a blast running back and forth and cheering each other on.

# LITTLE TRAVELERS SPEAK



## QUOTABLE QUOTES

Chaim Kahan (at dismissal): "Rebbi I'm so hungry!"  
R' Berger: "Wow Chaim, are you a hungry hippo?"  
Chaim kahan: "Uh, no, I'm just a hungry Chaim!"

Mordy blobstien: "Rebbi, do you know why I came late to camp this morning?"  
R' berger: "No mordy, why?"  
Mordy blobstien: "Because last night we drove back from the country and we got back so late it was even way past Tatty and Mommy's bedtime!"

Dovid Shine said when bunk KB were playing at the playground: "Ok everyone, five more minutes because I am getting hot!"

Yisroel Katzin: "My favorite trucks are a garbage truck and an ice cream truck!"

When Morah made Rosie Perezselsky bunk PG two braids, Rosie looked at them and asked, "Are these mine?"

Morah Esther during morning lineup: "Esther don't you want to exercise?"  
Esther Meir: "No, I want to be fluffy!"

Meyer Green: "Morah's so big, she's already nine!"

## What did you like to do in camp this week?!

Eitan Rabinowitz: Play time!

Kiki Miller: Playing with Morah's cars!

Yonatan Spitzer: Doing projects!

Yitzchak Rubin: Carnival, Wacky Science, and playground!

Rebacca Kalimi: The sprinklers!

Chava Miriam Berkowitz: The splash pad!

Gavi Friedman: Painting and playing sports with Rebbi!


Elisheva Fazylov: Getting all the fun prizes!

Nechama Engel: Baking!

Sara Oxenhorn: Painting!

## INTERVIEWS

# Nachas Moments



Yaakov Oberlander bunk N tries to say brachos all by himself!

Chana Baila bunk N went to get a chair when Morah needed one!

Yonatan Spitzer bunk N went to get paper towels for Morah to clean his wet natives!

Sara Blank bunk N helped Morah clean up the blocks!

Adina Schlanger helped Mahtl Poltorak bunk KG put beads on her project!

Elisheva Fuzaylov helped Nechama Engel bunk KG fix her dress!

Rebecca Kalmi helped Rikki Blumenkrantz open up her straw!

Ezriel Blobstein bunk KB said

please and thank you so nicely!

Simcha Feuer bunk KB shared his snack!

Sara Oxenhorn bunk PG finished her bead art, then went around the room helping her bunkmates with theirs!

Shani, Cookie, and Orly held the door open for their bunk PG!

In PG these girls cleaned up the yard from all the garbage: Dalia, Esther M, Adele, Orly, Shani, Rosie P, Perry, and Layla!

Judah Lieberman bunk PB always changes really quickly from and to sprinklers!

Yomo Gelb bunk PB tripped and right away Zevy Tober went to help him and asked, "Are you ok?"



**MILE-  
STONE  
MARKER**



# EXPLORING OUR WORLD

*day by day*



**BUNK N**

We had a very exciting week! We got new playdough rollers and a new pool that is also a sprinkler! Morah told the class about the special בהמ"ק palace in Eretz Yisroel that burned down because people were not being nice to each other. May we be זוכה very soon to get a new one when משיח comes.

**BUNK KG**

What a fun week we had! We had a blast making our bow necklaces, painting green and brown forests, making ice cream with Wacky Science, designing tie dye sun visors... We baked yummy pies filled with custard, made בהמ"ק pictures in Shiur, danced with tutus in ballet, gymnastics, and had so, so, so much fun at the amazing Rena Carnival!

**BUNK KB**

We had such a fun filled week! We painted trees into beautiful forests, baked delicious pies, and made balloon picture frames in Arts and Crafts. At sports with Rebbi we played baseball! We also ran through sprinklers and ooh and ahhed by the cool magic show! Can't wait for next week!

**BUNK PG**

This week we had a really cool magic show and was so excited to bring home our balloon puppies! We has so much fun running from booth to booth at the carnival! And really enjoyed making our bead arts! Looking forward to next week!

**BUNK PB**

We got new splash pads in addition to the sprinklers which the boys love! We also made amazing vanilla ice cream in Wacky Science, played baseball with Rebbi, and had an awesome carnival headed by the teens. This week was a blast!

# EXPLORING OUR WORLD

## *day by day with R' Shloimy Berger at Renanim*



Wow, what a geshmake week we had in our Renanim division, it is wild how much fun, sports, learning, and other exciting and special activities are packed into our renanim boys schedules!

Because we are now in the midst of the nine days, our middah focus with all of the renanim bunks has been on ahavas yisroel and shalom. We learnt how special it is to Hashem when we make other people happy! The boys heard stories about gedolim like Rav Moshe Fienstien Zatzal, Rav Yakov Kamenetzky Zatzal, and Rav Shtienman Zatzal, all with the common theme of focusing on other people's feelings and trying our hardest to say and do things that make others feel good! The boys also heard stories about other boys the same age as them who made the choice even at such a young age to do or say something nice to their friends! Being nice to others is a choice we can all choose to make!

The boys learnt that by doing mitzvos, we can build the 3rd bais hamikdash bezH! One mitzva-brick at a time! Our first graders even made a special siyum on their Mitzva Kosel, which was filled with special mitzvah- bricks from personal stories shared by all the boys in the bunk! What special nachas!

Baruch H-shem in addition to our middah focus, the first grade boys have been getting in a whole lot of kriah practice, and having a blast in the process! We played a special kriah matching game, drove a special kriah "train" all around our bunk room, and even had a kriah slam dunk contest (when a boy read a word with a "SHhin" he had to SHoot the ball, when he read a word with a "Sinn" he had to do a Slam dunk!)

On the topic of "slam dunks" our Renanim boys are really enjoying themselves on the courts! All of the bunks had a blast this week playing kickball, gaga, dodgeball, soccer, baseball, and basketball! We topped off the week this afternoon with a really competitive game of dodgeball - Pre1A vs. First grade! I am so impressed not only by how much all of the boys enjoy playing but also how nicely they play, following the rules and keeping in mind that the most important thing is to just have fun!

Keep in mind that all of the aforementioned special "Renanim activities" are loaded on top of all of the other exciting camp Rena activities such as baking, music and movement, arts and crafts, as well as exciting camp wide special activities like entertainers, the carnival, and so much more!!

Looking forward to another week bezH of fun and nachas with our special Renanim Boys!!

# **REPORTING WORLDWIDE**

*from Camp Rena  
headquarters!*



**This week we traveled to Eretz Yisroel!  
What is the most special part of Eretz Yisroel to you?!  
Where in the world would you like to travel to?!**

**Zahava Gedayev:** The Kosel, I would like to go to Eretz Yisroel!

**Shaindy Bornstein:** The people of Eretz Yisroel, I would like to go to Antarctica because there is snow there!

**Esti Davis:** The Kosel, I would like to go to France!

**Mindy Itzkowitz:** The Old City, I would like to go to Paris!

**Atara Itzkowitz:** The Masada, I would like to go to Australia!

**Chana Ehrenpreis:** The Kosel on Friday night, I would like to go to Rome, Italy!

**Estee Berkowitz:** The special בהמ"ק, I would like to go to Florida!

**Liora Golda Kupfer:** The messages that Hashem gets, I would like to go to Florida!

**Lauren Lati:** The Kosel, I would like to go to Deal!

**Chayala Danzger:** The Kosel, I would like to go to Eretz Yisroel because I want to buy all the candy in the store!

**Sara Faiga Tepper:** ירושלים, I would like to go to Eretz Yisroel!

**Sarah Brach:** The hot weather, I would like to go to Florida!

**Yonatan Butbul:** The Kosel, I would like to go to outerspace!

Thank you Camp Rena for submitting so many responses! We wish we could have included all of them! Stay tuned for next week's interview question...!!



WELCOME TO ISRAEL!

IN ISRAEL WE GREET PEOPLE WITH “SHALOM”! ON SHABBOS WE SAY “SHABBAT SHALOM”! THAT MEANS MORE THAN JUST “GOOD SHABBOS”! WE BLESS EACH OTHER WITH A PEACEFUL SHABBOS! IN SHIUR THIS WEEK WE TALKED ABOUT HOW WE CAN BRING MORE SHALOM INTO OUR HOMES ON SHABBOS. WE ALSO READ A BOOK ABOUT A CHILD WHO PREPARES FOR A SHABBOS YERUSHALAYIM! HOW SPECIAL!! WE ALSO LEARNED ABOUT THE KOSEL AND HOW WE CAN FEEL THE SHECHINA AT THE KOSEL EVEN THOUGH THE BEIS HAMIKDASH WAS DESTROYED. HASHEM NEVER REMOVED HIS SHECHINA BECAUSE HE LOVES US SOOOO MUCH!!

ALL THE GIRLS MADE BEAUTIFUL YERUSHALAYIM PICTURES THIS WEEK. THE OLDER GIRLS EVEN ADDED MOSAIC TILES TO THEIR PICTURES.

HAVE A BEAUTIFUL PEACEFUL SHABBOS!!

MRS. RENA HAGBI





## MIDDAH OF THE WEEK



### Shabbat SHALOM

The orange sun dips low  
And begins to set  
A girl sits on the beach  
Her toes sandy and wet

She fills up her bucket  
With mounds of sand  
Sure that she could fill it  
With the work of her hand

But as hard as she works  
To fill the bucket up  
It does not seem to fill!  
What can be up?!

She finally realizes:  
At the bottom of her pail  
There's a crack in the plastic  
So out the sand does sail!

In order to fill her pail  
She must first patch the hole  
For in order to succeed  
Her bucket must be whole

The orange sun dips low  
And begins to set  
The children gather 'round  
Their showered hair still wet

Their mother lights the candles  
And peace descends the home  
She smiles at her children  
And says a warm "shabbat shalom"

Alas! The peace is shattered  
As Lego pieces fly  
"YOU'RE MESSING EVERYTHING UP!"  
Rings a loud battle cry

The mother enters the play-room  
And lets out a tired sigh  
Why can't anyone play peacefully?  
Not an hour of shabbos has gone by!

"Come children, I'll tell you  
The story of a girl in the sand...  
A bucket that has a crack in it  
Can NEVER be filled with sand!

It's the same way for all of us  
Hashem showers bracha upon us  
But if we aren't united as one whole  
We can't hold on to what He gives us

We each are like that bucket  
Hashem's bracha is like the sand  
When we fight, we are really hurting OURSELVES  
For we can't keep the bracha sent by Hashem's Hand!"

So let's make this shabbos a beautiful one  
We can have a true "shabbat shalom"

By making the atmosphere peaceful  
For everyone in our home

If we hold back the hurtful comment  
That we may be tempted to say  
We will hopefully bring Mashiach soon  
To the Land of Israel, we'll be on the way!!





---

# NEWS FROM AROUND THE WORLD

---

Rachelli Abranson on her sister's engagement!  
And her tooth falling out!

---

Mindy Itzkowitz- her last tooth fell out!

---

Esther Jacob on her cousin's engagement!

---

Batsheva Einhorn upon her birthday!

---

Mindy Boiangiv on her brother's upsherin!

Estee Berkowitz on her new cousin!

---

Yocheved Brief on her cousin's upsherin!

---

Sara Setarah on her brother's Bar Mitzvah!

---

Ariella Leitman on her cousin's chasunah!

---

Rochel Leah Feigenbaum- her tooth fell out!

---

Yocheved Rovner- her sister had twins!

Etta Fried on her new cousin!

---

Hadassah Aryeh on her new cousin!

---

Batsheva Gross on her new cousin!

---


Sarah Brach on her cousin's chasunah!

---

Huds Orange (Head Counselor) upon her birthday!

---

Aharon Veldberg upon his birthday!



## **SPECIALTY INTERVIEWS**

*Edible Arts: Ms. Bracha Rosenthal/ Yummy Blessings*

*Arts and Crafts: Mrs. Faigy Roman*

**Hi! I heard that the girls are loving all of these spectacular specialties! Can you please tell us, what's the best part about your job so far?**

**Yummy Blessings:** I love my job because with most of what we will do this summer. I am able to watch each girl express herself through her edible art. I am always blown away when I see the creativity of each and every Rena girl! It is so inspiring, and at the same time empowering, to see how each camper is able to do the very same activity, but make the project "her own".

**Mrs. Roman:** I enjoy seeing the girls using their creativity when putting together their projects. Everyone has a unique way of seeing things and it's cool to see how the projects all look when they are done!

**From what you've seen so far, what makes Camp Rena girls so much fun to work with?**

**Yummy Blessings:** The camaraderie and friendship throughout Camp Rena make it truly an amazing place to work. I look forward to my activities both for the project that we will do as well as for the conversations that generally take place. I genuinely love talking to the campers and learning more about them as they work. I also have found that the Rena Girls are so polite and appreciative. It definitely makes working so much more enjoyable when the campers are so delightful and thankful!

**Mrs. Roman:** The girls all enjoy arts and crafts so they are usually very happy to be in my class room. They even try to come a bit earlier than scheduled!

*Camp Rena, you've got our*  
**STAMP OF APPROVAL<sup>®</sup>**

# CAMP SONGS



## *Travel Song*

Take a tour  
Let's explore  
Round the world we're gonna soar  
Journey like never done before

Continent to continent  
The summer's gonna be well spent  
Hop aboard as we start our ascent

This is your chance  
Let's take a glance  
We're heading for the busy streets of France

This land entralls  
It beckons, calls  
Exploring Eretz Yisroel's holy walls

### **Chorus**

R-E-N-A

Let's all take a seat  
Through the world we'll fleet  
Join in our endeavor

R-E-N-A

Countries we will greet  
Dancing through each street together

R-E-N-A

Rather land or sea  
So much to sight-see  
Seatbelts fastened tight

R-E-N-A

Such fun guaranteed  
Let's take flight!

Everyone let's hear you sing  
Ali kali ching chang wing  
To China now is we're you, we will bring

In USA something is a brew  
How many states?  
Have you a clue?  
Check out the flag colored red, white, blue

Grab a taco  
Cuz now we'll go through  
The festivals of Ol' Mexico

Please show your face  
In outer space  
Making our mark in each and every foreign  
place


### **Chorus**

### **Bridge**

Relax in our aircraft  
The exit's on your left  
But you'll be sticking around  
Rena airlines we're flying  
The best there's no denying  
As we sojourn forward  
Bound Camp Rena!



# FLAVORS FROM FAR AND NEAR



## PIE CRUST

Recipe: 1 stick margarine  
2 eggs  
1/2 cup sugar  
1/2 teaspoon baking powder  
2 teaspoons vanilla sugar  
2 cups flour



Directions: Cream margarine, eggs, and sugar. Add baking powder and vanilla sugar and mix. Add flour and mix.

Lay half of crust on bottom of the pan, then fill with desired filling. Top the pie with dough and bake at 350 F` until golden brown.

## CRINKLE COOKIES


Recipe: 1/2 cup oil	4 eggs
2 cups sugar	1 teaspoon vanilla extract
2.5-3 cups flour	2 teaspoons baking powder
1 cup cocoa	1 box confectionary sugar



Directions: Mix eggs, oil, and sugar together. Add in vanilla and baking powder, mix together to incorporate and alternate the flour and sugar. Shape cookies and roll into the confectionary sugar. Bake at 350 F` for 8-10 minutes.



# RENA'S GOT TALENT



**FEATURING: BRACHA ROSENTHAL OF**




Having been a "Rena Girl" from the beginning, I am thrilled to be working here this summer. I am so happy to be able to create edible arts with the campers that they can take home and feel proud of. We started the summer off by making hand-dipped and painted oreos, then made one of the hottest trending desserts; edible cookie dough, and finished off first half with rice krispie treat lolly-pops! On top of what I do, I love that my work space is in the Rena dining room. The energy of the campers and staff through every song, dance, and breakout is so electrifying and invigorating. I love to be able to experience it every single day!



# RENA'S GOT TALENT



**FEATURING: BRACHA ROSENTHAL OF**




We started Yummy Blessings three and a half years ago. My best friend's mother made a baby kiddush and we weren't able to go. I wanted to send something, so I made a big platter of chocolate covered pretzels with all kinds of chocolate baby shapes. After Shabbos, my friend's mother called my mother and told her that even though she hired a party planner and had all kinds of fancy desserts, everyone kept asking her where she got the pretzel platter. She kept telling my mother that we're so talented and we should do it professionally. We were eight and ten at that time and it was right before Chanukah. Our mother told us that we should make Chanukah packages for our teachers and take pictures. She said we should take over her new Instagram account, which had one hundred-twenty seven followers, change the name, and post our pictures. We got two orders for Chanukah parties that year.

After Chanukah, we started testing out making chocolate dipped pretzels with different flavored toppings. Our grandparents on both sides supported us- ordered and gifted them to people. Then, the orders started coming in. We were making a few hundred pretzels a week. After some time, we started making our chocolate covered Oreos. They were an even bigger hit than our pretzels. Since we started, different events and circumstances brought opportunities to try out new items and products. And BH, Yummy Blessings continued to grow. But one thing always stayed the same; each and everything that we make is made with lots of love! We put in tons of time to make sure that everything that leaves our kitchen is something that we are really proud of!

Now, three and a half years later, we have a lot of machines and equipment. But when we started out, our first "machine" was a hot cocoa maker that Rachelli won from a Chai Lifeline fundraiser. Until it cracked, we used it to melt all the chocolate to dip our pretzels. Although we don't do pretzels very often anymore, we still always refer back to the fact that our business started with something that came from Tzedakah. We are always looking for ways that we can use Yummy Blessings to give back to our community!

# Wacky Science

WITH DR. K



**What a perfect week to make our very own ice cream to cool us off! This week all bunks made ice cream in a bag. Here's the recipe and science behind it:**

**Recipe:** In a quart sized ziplock bag combine:

1/2 cup milk

1 tablespoon sugar

1/2 teaspoon vanilla extract

Seal well while taking all air out of the bag.

In a gallon sized ziplock bag combine:

Ice- about a 1/3 bag full

6 tablespoons kosher salt



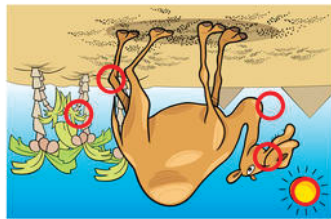


Place the quart sized bag inside the ice in the gallon sized bag. Seal the gallon sized bag well while taking all air out.

Shake-toss the bag until the milk in the quart sized bag looks like ice cream- enjoy!

**Tips:** Use good quality bags if possible- if not double the bags so they don't rip. You can substitute milk with an equivalent amount of soy/rice/coconut milk. Rinse the quart sized bag briefly before opening.

**Why does it work:** Ice melts by taking heat in from its surroundings. By placing it near the milk, it takes the heat from the milk and the milk gets colder and colder until it turns from a liquid to a solid. Salt lowers the freezing point of water- making the ice melt faster.


# CAMP RENA, WE'RE GOING PLACES!



**FIND  
5**

**DIFFERENCES**

Knock, knock.  
Who's there?  
Israeli.  
Israeli, who?  
Israeli hot out here;  
please open the door!



**What do you call  
a young Israeli  
boy?**

**Answers:**  
A Jew-nior



# READY, SET, PACK YOUR BAGS!

## DESTINATION: RENA 2020

<p>DESTINATION: <b>RENA</b> 2020</p> <p><b>DYOF</b></p> <p>Middah Monday איתנו עמיד השמחה בחלקו</p>	<p>7 INTERNATIONAL DAY</p> <p><b>MUSICAL IQ</b></p> <p>Teen Tuesday</p>	<p>8 WOULD YOU TRADE YOUR SUITCASE?</p> <p><b>LET'S MAKE A DEAL</b></p>	<p>9</p> <p>שבעה עשר בתמו</p>	<p>10 CIRCUS SHOW 5-8</p> <p><b>Rena Royal Raffle</b></p> <p>Bake a Babka/challah</p>
<p>MAGIC WITH MOSHE Teen Late Night</p> <p>Qui Qui (we're in this together)</p> <p><b>DYOF</b></p> <p><b>MIMES</b></p> <p>Middah Monday מחזות</p>	<p>13 BUN-JOUR DAY! 5-6 Late Night</p> <p>SING THE BUNCH</p> <p>Teen Tuesday</p>	<p>14 5-6 Late Night</p> <p><b>BUNK DAY</b></p>	<p>15 Twins day Frenchip Day 5-6 Late Night</p> <p><b>Sister/sister</b></p>	<p>16 PLASTER OF PARIS (ICERAMICS)</p> <p>Puzzled? we're all connected</p> <p><b>Rena Royal Raffle</b></p> <p>Bake a Babka/challah</p>
<p>18 MEIRON</p> <p><b>DYOF</b></p> <p>Middah Monday סיום על ישראל</p>	<p>19 ARMY DAY</p> <p><b>HUMAN BATTLES</b></p>	<p>20 SHUK</p> <p><b>CARNIVAL</b></p>	<p>21 Yam Hamelach</p> <p>muddy buddies Salt bombs</p>	<p>22 BANQUET</p> <p><b>Rena Royal Raffle</b></p> <p>Bake a Babka/challah</p>

