

**John T. Carroll, Jr.**  
Mayor  
**Sarah E. Merrell**  
Council Member  
**Justinian M. Dispenza.**  
Council Member  
**Tyler J. Carpenter**  
Council Member  
**Cheryl Richwine**  
Council Member



**Warren S. Walters**  
Maintenance & Facilities Coordinator  
**Marisa R. Pisapia**  
Finance & Administrative Clerk  
**Audrey M. Erschen**  
Grants & Technology  
**Amber Englebach**  
Zoning Coordinator  
**Chuck Woodall**  
Maintenance  
**Thomas N. Yeager**  
Attorney

**Mayor and Council of Galena**  
101 S. Main Street, Galena, Maryland 21635  
[www.townofgalena.com](http://www.townofgalena.com) • 410-648-5151 • [info@townofgalena.com](mailto:info@townofgalena.com)

**Ordinance No. 2024-01**

An ordinance adopting a budget for Fiscal Year 2025 (July 1, 2024 – June 30, 2025) for the General Fund, Sewer Enterprise Fund, and Water Enterprise Fund.

WHEREAS, Section 703 of the Charter of the Town of Galena requires that an annual budget be “adopted in the form of an ordinance.”

NOW THEREFORE, be it enacted by the Mayor and Council that the attached budget(s) be and are hereby adopted for the year beginning July 1, 2024, and ending June 30, 2025, and that the property tax rate was set at .02220 per \$100.00 assessed value.

INTRODUCED: May 28, 2024;


After review by the Mayor and Council, this Ordinance is hereby adopted on \_\_\_\_\_, and it is hereby ordered that a publication of a fair summary of this Ordinances shall be published in at least one newspaper of general circulation in Kent County, twice after adoption by the Mayor and Council, and that a notice of a public hearing was published at least twice prior to the budget hearing and adoption of the Ordinance.

Aye: 5


Nay: 0

Abstain: 0


ATTESTED:

  
Marisa R. Pisapia, Finance Clerk

APPROVED AS TO FORM:


  
Thomas N. Yeager, Attorney


APPROVED ON THE 1 DAY OF JULY, 2024  
EFFECTIVE ON THE 1 DAY OF JULY, 2024  
MAYOR AND COUNCIL, TOWN OF GALENA

  
John T. Carroll, Jr., Mayor

  
Sarah E. Merrell, Council Member

  
Justinian M. Dispenza, Council Member

  
Tyler J. Carpenter, Council Member

  
Cheryl A. Richwine, Council Member

	<b>GENERAL</b>	<b>SEWER</b>	<b>WATER</b>	<b>TOTAL</b>
Income				
Grant Revenue				
Comcast PEG Grant	4,000	-	-	4,000
DNR-Comm Park & Play	44,835	-	-	44,835
DNR-KMBGrant 2022	140,389	-	-	140,389
Stories of the Chesapeake	500	-	-	500
Sustainable DHCD Facade Grant	50,000	-	-	50,000
Total Grant Revenue	239,724	-	-	239,724
Interest Income	226	265	330	821
Penalty on Delinquent Accounts	1,500	-	1,500	3,000
Revenue				
AP Wireless	-	-	19,673	19,673
Business Licenses	1,000	-	-	1,000
Code Enforcement Fees	5,000	-	-	5,000
Miscellaneous Revenue	6,000	-	200	6,200
Permits & Applications	3,000	8,000	8,000	19,000
Rentals	1,400	-	-	1,400
Town Services	10,000	257,000	143,972	410,972
Trash / Recycle	24,900	-	-	24,900
Vendor Fair	1,200	-	-	1,200
Total Revenue	52,500	265,000	171,845	489,345
Solar Credit Income	1,300	-	-	1,300
Tax Revenue				
Franchise Tax (Comcast)	5,000	-	-	5,000
Local Income Taxes	80,000	-	-	80,000
Public Utility Taxes (Vrzn & DP)	3,000	-	-	3,000
Real Property Taxes, Int & Pen	130,000	-	-	130,000
State Highway User Taxes	40,000	-	-	40,000
Total Tax Revenue	258,000	-	-	258,000
WWTP-KC 10% Admin Prem MOU	-	6,185	-	6,185
WWTP-KC 30% Capital Res Funding	-	8,000	-	8,000
WWTP-KC 30% Pre-Pd OPs/Main Rev	-	62,796	-	62,796
Total Income	553,250	342,246	173,675	1,069,171
Gross Annual Income	553,250	342,246	173,675	1,069,171

	<b>GENERAL</b>	<b>SEWER</b>	<b>WATER</b>	<b>TOTAL</b>
Expense				
Advertising	1,000	300	200	1,500
Annual Water Meter System Fees	-	2,009	10,009	12,018
Bank Service Charges	25	50	-	75
BRF Expense	-	5,000	5,000	10,000
Conf/Conv/Mtgs/Events & Travel	20,000	5,000	10,000	35,000
Donations & Municipal Grants	11,000	-	-	11,000
Election Expense	250	-	-	250
Fuel Expense	2,000	1,000	600	3,600
General Supplies	3,500	4,001	1,500	9,001
Grant Expenses				
ARPA Grant	65,515	-	-	65,515
MDOT Kim Lamphier Bikeways	56,389	-	-	56,389
MHAA-Stories of Chesapeake	500	-	-	500
Sustainable DHCD Facade Grant	50,000	-	-	50,000
Total Grant Expenses	172,404	-	-	172,404
Insurance - Workers' Comp	1,810	2,578	1,097	5,485
Insurance Expense	9,700	13,700	6,000	29,400
Janitorial	3,200	-	1,400	4,600
Mayor's Discretionary Fund	200	200	200	600
Membership Dues	416	592	252	1,260
Misc. Expense	6,450	600	100	7,150
Office Supplies & Expenses	3,000	3,549	2,451	9,000
Park Expenses	7,000	-	-	7,000
Payroll Tax Expenses	5,400	7,000	3,000	15,400
Pest Control Expense	400	600	200	1,200
Postage/Mailing	1,200	800	350	2,350
Professional Fees				
Accounting Expense	3,100	500	900	4,500
Audit Fees	7,165	5,205	4,342	16,712
Legal Fees	6,000	1,000	1,500	8,500
Police Services	3,000	-	-	3,000
Total Professional Fees	19,265	6,705	6,742	32,712

	<b>GENERAL</b>	<b>SEWER</b>	<b>WATER</b>	<b>TOTAL</b>
Repairs & Maintenance	4,020	81,023	21,156	106,199
Salaries	149,595	6,350	34,325	190,270
Street Rep & Main (HUR)	11,415	-	-	11,415
Subscriptions	150	200	100	450
Town Events Expense	4,000	-	-	4,000
Training & Continuing Education	1,500	700	300	2,500
Trash & Recycle Expense	84,000	-	-	84,000
Uniforms Expense	1,500	200	100	1,800
USDA Interest Exp 03&05(WWTP)	-	58,704	-	58,704
Utilities				
Electric	22,000	41,000	6,500	69,500
Propane	165	235	100	500
Telephone & Internet Expenses	3,535	1,000	2,143	6,678
Total Utilities	25,700	42,235	8,743	76,678
Vehicle Expense	450	650	150	1,250
Water Testing	-	3,500	2,500	6,000
Water Tower Repairs & Maint		-	23,500	23,500
Website, IT, Software	2,700	-	700	3,400
WWTP - Contract Operator-Sludge	-	6,000	-	6,000
WWTP - Salary, Fringe, OH	-	54,000	28,000	82,000
WWTP - Supplies & Chemicals	-	35,000	5,000	40,000
Total Expense	553,250	342,246	173,675	1,069,171
Net Income	-	-	-	-