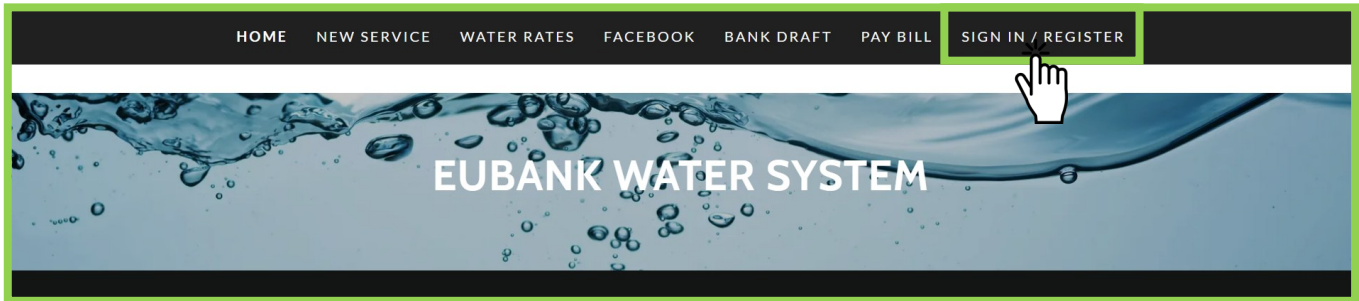


How to Create an Online Account

From our website, select the SIGN IN/REGISTER button



Select the Sign up option

A screenshot of the EUBANK WATER SYSTEM sign-in page. The page has a light green border. At the top, it says "Let's start by signing in" in a light green font. Below this are two input fields: "Email or Billing Account Number" and "Password". To the right of the Password field is a blue link that says "Forgot password?". Below the input fields is a large blue button with the word "Go" in white. At the bottom of the page, it says "Need a portal login? Sign up" with a blue link for "Sign up". A white hand cursor icon with a black outline is pointing to the "Sign up" link.

Fill out the information required. Your account number can be found on your bill or obtained by contacting our office.

×

Please provide the following information

User Information

First Name

Last Name

Email

Phone Number

Password

Confirm Password


Billing Account Information

Billing Account Number

Last Name On Billing Account

Would you like to enter your [current balance](#) or [address on the account](#) instead?

Submit




After hitting submit, a verification email will be sent. Verify that your email is correct, and then you'll be ready to log in.

Email Confirmation

Thank you for creating a user account with us! When you are ready, confirm your email by clicking the button below.

Confirmation is required in order to complete registration.

Confirm

If you're having trouble clicking the "confirm" button above, copy and paste the URL below into your web browser.

Thank You,
United Utilities